

Marine Stewardship Council

MSC Fisheries Standard



Version 3.0, 26 October, 2022

Copyright notice

The Marine Stewardship Council's "MSC Fisheries Standard" and its content is copyright of the "Marine Stewardship Council" – © "Marine Stewardship Council" 2022. All rights reserved.

The official language of this standard is English. The definitive version is maintained on the MSC website ([msc.org](https://www.msc.org)). Any discrepancy between copies, versions, or translations shall be resolved by reference to the definitive English version.

The MSC prohibits any modification of part or all of the contents in any form.

Marine Stewardship Council
Marine House
1 Snow Hill
London EC1A 2DH
United Kingdom

Phone: + 44 (0) 20 7246 8900

Fax: + 44 (0) 20 7246 8901

Email: standards@msc.org

Responsibility for these requirements

The Marine Stewardship Council (MSC) is responsible for these requirements.

Readers should verify that they are using the latest copy of this and other documents. Updated documents, together with a master list of all available MSC documents, can be found on the MSC website ([msc.org](https://www.msc.org)).

Versions published

Version no.	Date	Description of amendment
1.0	15 August 2011	First version issued for application by Conformity Assessment Bodies (CABs).
1.1	24 October 2011	Version issued incorporating revised Group Chain of Custody requirements and correcting typos, page numbering, wrong and missing referencing, and unreadable flowcharts.
1.2	10 January 2012	Version issued incorporating Technical Advisory Board 20 agreed changes regarding reassessment, objections procedure, modifications to the default assessment tree to assess bivalves, implementation timeframes, and Aquaculture Stewardship Council requirements. Minor edits, wrong and missing referencing, typos, and unreadable figures were corrected.
1.3	14 January 2013	Version issued incorporating Technical Advisory Board 21 and Board of Trustees agreed changes. Minor edits and clarifications were also incorporated.
2.0	1 October 2014	Version issued incorporating changes to the standard as a result of the Fisheries Standard review and changes to CAB procedures as a result of the speed and cost review.
2.01	31 August 2018	Version issued incorporating updated cross-references in alignment with revision to the 'MSC Fisheries Certification Process'.
3.0	26 October 2022	Version issued incorporating changes to the Standard as a result of the Fisheries Standard review.

The Marine Stewardship Council

Vision

Our vision is of the world's oceans teeming with life, and seafood supplies safeguarded for this and future generations.

Mission

Our mission is to use our ecolabel and fishery certification program to contribute to the health of the world's oceans by recognising and rewarding sustainable fishing practices, influencing the choices people make when buying seafood, and working with our partners to transform the seafood market to a sustainable basis.

General introduction

Fisheries certification

With international consultation with stakeholders, the MSC has developed standards for sustainable fishing and seafood traceability. These standards ensure that MSC labelled seafood comes from, and can be traced back to, a sustainable fishery.

The MSC standards and requirements meet global best practice guidelines for certification and ecolabelling programs.

The MSC Fisheries Standard sets out requirements that a fishery must meet to enable it to claim that its fish come from a well-managed and sustainable source.

Throughout the world, fisheries are using good management practices to safeguard jobs, secure fish stocks for the future, and help protect the marine environment. The science-based MSC environmental standard for sustainable fishing offers fisheries a way to confirm sustainability, using a credible, independent, third-party assessment process. It means sustainable fisheries can be recognised and rewarded in the marketplace, and gives an assurance to consumers that their seafood comes from a well-managed and sustainable source.

The MSC Fisheries Standard applies to wild-capture fisheries that meet the scope requirements provided in Section 1.

The MSC Fisheries Standard is comprised of the following core Principles:

Principle 1: Sustainable target fish stocks

A fishery must be conducted in a manner that does not lead to over-fishing or depletion of the exploited populations and, for those populations that are depleted, the fishery must be conducted in a manner that demonstrably leads to their recovery.

Principle 2: Environmental impact of fishing

Fishing operations should allow for the maintenance of the structure, productivity, function, and diversity of the ecosystem on which the fishery depends. The ecosystem includes habitat and associated dependent and ecologically related species.

Principle 3: Effective management

The fishery is subject to an effective management system that respects local, national, and international laws and standards, and incorporates institutional and operational frameworks that require use of the resource to be responsible and sustainable.

Implementation timeframes

Effective dates of the MSC Fisheries Standard v3.0

This section outlines the circumstances under which the MSC Fisheries Standard v3.0 shall be used. It is the intent of the MSC to ensure that all:

- Initial assessments are against the MSC Fisheries Standard v3.0 as soon as possible.
- Existing Units of Certification are given a period of at least 3 years to come into compliance with the revised Standard, as per [Essential Component A.3.22](#) of the 'GSSI Global Benchmark Tool'.
- Units of Certification are assessed against the MSC Fisheries Standard v3.0 within 6 years of the publication of MSC Fisheries Standard v3.0.

Publication date: 26 October 2022.

CABs shall conduct any initial assessment that is announced on or after 1 May 2023 in conformity with the MSC Fisheries Standard v3.0.

CABs shall conduct any reassessment that is announced on or after 1 November 2025 in conformity with the MSC Fisheries Standard v3.0.

CABs may elect to use the MSC Fisheries Standard v3.0 as of the publication date (26 October 2022).

For fisheries that are certified against a version of the MSC Fisheries Standard published before the MSC Fisheries Standard v3.0, CABs shall apply the MSC Fisheries Standard v3.0 by 1 November 2028 as per the [MSC Fisheries Certification Process v3.0 7.32](#).

Review

The MSC welcomes comments on the MSC Fisheries Standard. Comments will be considered as part of the next review process. The next review will start within 5 years of the publication of this document. Please submit comments for this review to standards@msc.org.

More information about the MSC policy-development process and the MSC Standard Setting Procedure can be found on the MSC website ([msc.org](https://www.msc.org)).

Introduction to this document


The MSC Fisheries Standard is composed of 3 core Principles and has 4 associated modifications for use in different types of fishery: SB, SC, SD, and SE.


Guidance

Guidance is provided in the MSC Guidance to the Fisheries Standard to help CABs interpret the MSC Fisheries Standard. The MSC Guidance to the Fisheries Standard is maintained as a separate document.

The headings and numbering in the MSC Guidance to the Fisheries Standard, when included, match those in the MSC Fisheries Standard exactly, with numbers prefaced with the letter “G” to indicate guidance.

The MSC recommends that CABs read the MSC Fisheries Standard in conjunction with the MSC Guidance to the Fisheries Standard. Text in the MSC Fisheries Standard is not repeated in the MSC Guidance to the Fisheries Standard.

Where general guidance is provided that relates to the subject of a major heading, or relates to the content of a specific clause, this icon  appears at the end of the title or clause in the MSC Fisheries Standard. These icons provide hyperlinks to the related guidance section in the MSC Guidance to the Fisheries Standard.

In the MSC Guidance to the Fisheries Standard, this icon  provides a hyperlink to the corresponding section or clause in the MSC Fisheries Standard.

Auditability of guidance

The guidance in the MSC Guidance to the Fisheries Standard is not directly auditable.



Derogations

Derogations are temporary normative measures that allow for an MSC requirement to be applied differently or disregarded. Derogations are provided:

- In response to editorial errors.
- In response to force majeure, where intent is no longer fit for purpose and threatens MSC credibility.
- As a provision to test a policy change or modify the implementation timeframe when publishing a revised version of the normative document.

Derogations are posted on a public log. The MSC requires CABs to follow relevant derogations.

Table of contents

1	Scope	9
	SA: The default assessment tree – normative.....	13
SA1	General.....	13
SA2	Principle 1.....	14
SA3	Principle 2 	28
SA4	Principle 3.....	53
	Section SB: Modifications to the default assessment tree for enhanced bivalves – normative 	66
SB1	General.....	66
SB2	Principle 1.....	66
SB3	Principle 2.....	69
SB4	Principle 3.....	72
	Section SC: Modifications to the default assessment tree for salmon fisheries – normative.....	73
SC1	General.....	73
SC2	Principle 1.....	75
SC3	Principle 2.....	89
SC4	Principle 3.....	101
SC5	Allowances for inseparable or practicably inseparable catches in salmon fisheries	107
	Section SD: Introduced species-based fisheries – normative	108
	Section SE: Principle 1 for stocks managed by Regional Fisheries Management Organisations	110

1 Scope

1.1 Scope requirements of the MSC Fisheries Standard

- 1.1.1 The Unit of Assessment (UoA) shall not target species of the following taxa under Principle 1:
- a. Amphibians.
 - b. Reptiles.
 - c. Birds.
 - d. Mammals.
- 1.1.2 The UoA shall not use poisons or explosives.

Enhanced fisheries

- 1.1.3 If a fishery is enhanced, the UoA shall conform to all the criteria in Table 1. ■

Table 1: Scope criteria for eligible enhanced fisheries

A	Linkages to and maintenance of a wild stock
i	At some point in the production process, the system relies upon the capture of fish and shellfish from the wild environment . Such fish and shellfish may be taken at any stage of the life cycle, including eggs, larvae, juveniles, or adults. The “wild environment” in this context includes marine, freshwater, and any other aquatic ecosystems.
ii	The species are native to the geographic region of the fishery and the natural production areas from which the fishery’s catch originates.
iii	There are natural reproductive components of the stock from which the fishery’s catch originates that maintain themselves without having to be restocked every year.
iv	Where fish stocking is used in hatch-and-catch (HAC) systems, such stocking does not form a major part of a current rebuilding plan for depleted stocks.
v	The UoA shall incorporate some element of harvest of a wild population.
vi	The UoA shall be managed so that the natural productivity and genetic biodiversity of the wild population is not undermined with respect to any impacts on long-term sustainability.
B	Feeding and husbandry
i	<p>The production system operates without substantial augmentation of food supply.</p> <p>In HAC systems, any feeding is used only to grow the animals to a small size prior to release (not more than 10% of the average adult maximum weight), such that most of the total growth (not less than 90%) is achieved during the wild phase.</p> <p>In catch-and-grow (CAG) systems, feeding during the captive phase is only by natural means (e.g. filter feeding in mussels), or at a level and duration that provide only for the maintenance of condition (e.g. crustaceans in holding tanks) rather than to achieve growth.</p>
ii	In CAG systems, production during the captive phase does not routinely require disease prevention involving chemicals or compounds with medicinal prophylactic properties.

C	Habitat and ecosystem impacts
i	<p>Any modifications to the habitat of the stock are reversible and do not cause serious or irreversible harm to the natural ecosystem's structure and function. Modified habitats include fish aggregating devices (FADs).</p> <p>Note: Habitat modifications that are not reversible, are already in place, and are not created specifically for the fishery shall be in scope. This includes:</p> <ul style="list-style-type: none"> • Large-scale artificial reefs. • Structures associated with enhancement activities that do not cause irreversible harm to the natural ecosystem inhabited by the stock, such as salmon fry farms next to river systems.

Introduced Species Based Fisheries

- 1.1.4 If the target species under Principle 1 is an introduced species, the UoA shall conform to all the criteria in Table 2.
- a. If the fishery targets an introduced species, the Conformity Assessment Body (CAB) shall apply Section SD.

Table 2: Scope criteria for Introduced Species Based Fisheries

A	Irreversibility of the introduction in the new location
i	The introduced species has a large population size that is comparable to or larger than the population sizes of other native species occupying similar ecological niches in the new location.
ii	The species has spread to a range beyond that of its initial introduction in the new location.
iii	There is evidence to demonstrate that the species cannot be eradicated from the location by known mechanisms without serious ecological, economic, and/or social consequences.
B	History of the introduction
i	The species was introduced to the new location prior to 1993; this being the year that the Convention on Biological Diversity (CBD), which includes provisions on introduced species, was ratified.
ii	If the introduction occurred after the CBD was ratified, such fisheries shall only potentially be in scope if the introduction was non-deliberate and occurred at least 20 years prior to the date the application is made for assessment against the MSC Fisheries Standard.
C	No further introductions
i	There is no continuing introduction of the introduced species being considered for certification to the location.

Conviction for a serious crime

1.1.5 The client or client group shall not include any vessel that has been implicated in the conviction of a “serious crime” for an offence listed in Table 3 whilst undertaking fishing operations in the last 2 years. ■

- a. The term “serious crime” means conduct constituting an offence punishable by a deprivation of liberty for at least 4 years.

1.1.5.1 If a vessel has been implicated in the conviction of a “serious crime” listed in Table 3 whilst undertaking fishing operations, the client or client group shall exclude the vessel from the UoA, UoC, and fishery certificate for 2 years. ■

- a. The client or client group shall inform their CAB immediately if a vessel has been excluded.
- b. The client or client group shall provide all relevant information to their CAB to demonstrate that the vessel has been excluded. ■

Table 3: List of offences

Category	Offence	Recognition
Illegal fishing	<ul style="list-style-type: none"> Non-compliance with regulations specific to governing sustainable fishing practices 	Relevant legal and/or customary framework frameworks
Transnational organised crime	<ul style="list-style-type: none"> Participation in an organised criminal group Laundering of proceeds of crime Corruption Obstruction of justice Smuggling of migrants 	United Nations (UN) Convention against Transnational Organized Crime Protocol against the Smuggling of Migrants by Land, Sea and Air
Trafficking of people	<ul style="list-style-type: none"> Human trafficking Prostitution and sex trafficking 	Forced Labour Convention Maritime Labour Convention UN Convention against Transnational Organized Crime
Trafficking of unauthorised goods	<ul style="list-style-type: none"> Drug trafficking Trafficking of protected species or their parts 	UN Convention against Illicit Traffic in Narcotic Drugs and Psychotropic Substances of 1988 Convention on International Trade in Endangered Species of Wild Fauna and Flora
Piracy	<ul style="list-style-type: none"> Engagement in piracy Supporting piracy to occur 	UN Convention on the Law of the Sea Customary international law

Conviction for shark finning

- 1.1.6 The client or client group shall not include any vessel that has been implicated in a conviction for a shark-finning violation in the last 2 years. ■
- 1.1.6.1 If a vessel is implicated in a conviction for a shark-finning violation, the client or client group shall exclude the vessel from the UoA, Unit of Certification (UoC), and the certificate for 2 years. ■
- a. If a vessel has been excluded, the client or client group shall inform their CAB immediately.
 - b. The client or client group shall provide all relevant information to their CAB to demonstrate that the vessel has been excluded. ■

Conviction for forced or child labour

- 1.1.7 The CAB shall determine the eligibility of fishery applicants and certificate holders with respect to the MSC's labour policy using the relevant sections within the [MSC Labour Eligibility Requirements](#).

Normative documents

The documents listed below contain provisions that, through reference in this text, become part of the MSC Fisheries Standard.

For documents listed, the latest published edition of the document applies.

The documents are:

MSC Guidance to the Fisheries Standard.

[MSC Fisheries Certification Process](#).

[MSC Guidance to the Fisheries Certification Process](#).

[‘MSC-MSCI Vocabulary’](#).

[MSC Fisheries Standard Toolbox](#).

Terms and definitions

All definitions are in the [‘MSC-MSCI Vocabulary’](#).

Concepts, terms, or phrases used in the MSC Fisheries Standard that have more than 1 definition are defined within the text where such terms or phrases appear.

SA: The default assessment tree – normative

Scope

To be eligible for certification against the MSC Fisheries Standard, a fishery shall meet the scope criteria in Section 1.

SA1 General

SA1.1 General requirements

SA1.1.1 CABs shall focus all assessments of fisheries against the MSC Fisheries Standard on:

- a. The outcomes of the fisheries management process.
- b. The management strategies implemented that aim to achieve those outcomes.

SA1.1.2 When using the Risk-Based Framework (RBF), CABs shall apply requirements set out in [Tool A of the 'MSC Fisheries Standard Toolbox'](#).

SA1.1.3 CABs shall follow subsequent standard sections for species that require the use of a modified default assessment tree.

SA2 Principle 1

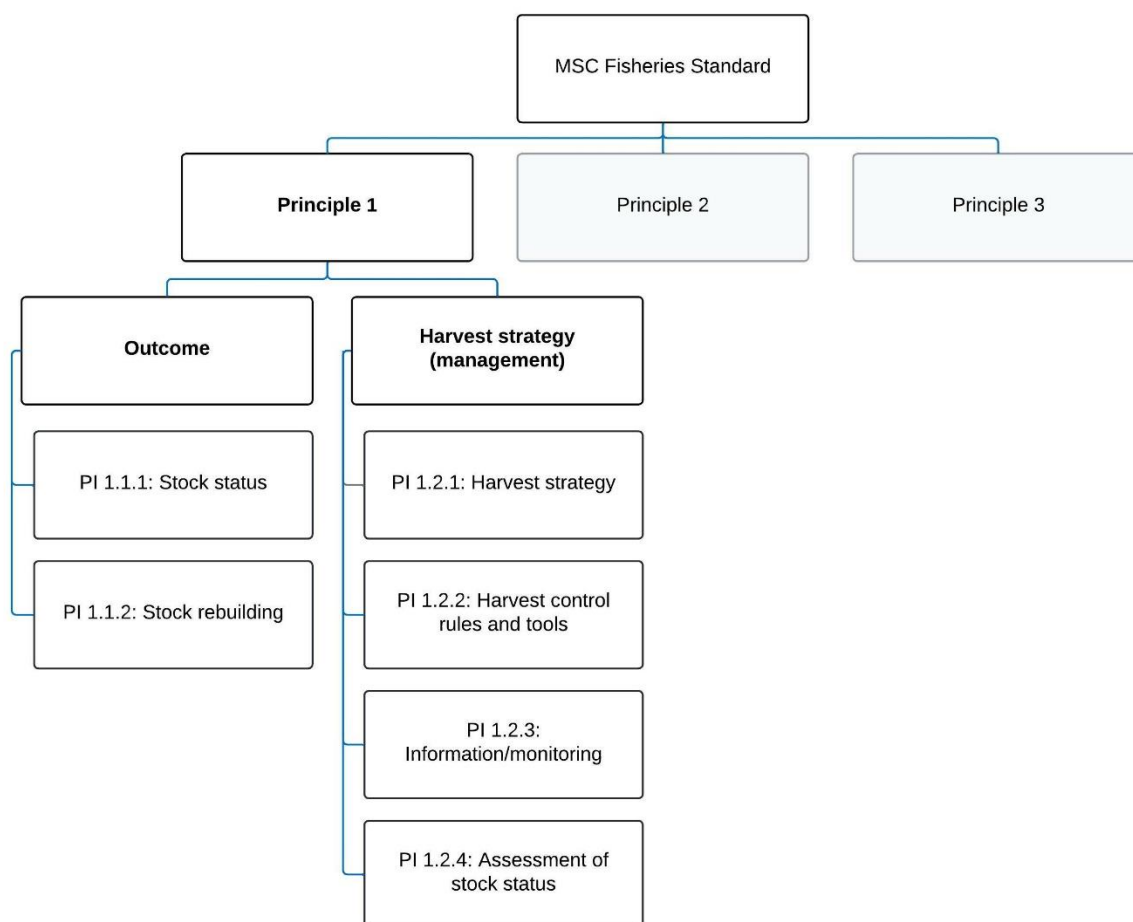


Figure SA1: Principle 1 default assessment tree

SA2.1 General requirements for Principle 1

SA2.1.1 In Principle 1 (P1), the team shall score the whole of the target stock(s) selected for inclusion in the UoA.

SA2.1.1.1 The team shall apply the decision tree in Figure SA3 and the supporting requirements (SA3.1.4) to determine the Principle 1 stock. ■

SA2.1.2 In P1, the terms “likely”, “highly likely”, and “high degree of certainty” are used to allow for either qualitative or quantitative evaluation.

SA2.1.2.1 In a probabilistic context and in relation to scoring issue (a):

- “Likely” means greater than or equal to the 70th percentile of a distribution (i.e. there shall be at least a 70% probability that the true status of the stock is higher than the point at which there is an appreciable risk of recruitment being impaired).
- “Highly likely” means greater than or equal to the 80th percentile.
- “High degree of certainty” means greater than or equal to the 95th percentile.

SA2.1.3 When considering the effectiveness of a management strategy and its ability to meet P1 outcomes, the CAB shall take into account any impacts of fishing overcapacity and other issues resulting from subsidies. ■



- SA2.1.3.1 If overcapacity exists as a result of subsidies, the management system should be robust enough to deal with this issue and still deliver a sustainable fishery as per Principle 1.
- SA2.1.3.2 If the management system is not robust enough to deal with overcapacity caused by subsidies, a condition should be set as per the [MSC Fisheries Certification Process \(FCP\) 7.16](#) against the relevant management PI.

SA2.2 Stock status Performance Indicator (PI 1.1.1)

Table SA1: PI 1.1.1 stock status Performance Indicator Scoring Guideposts

Component	PI	Scoring issues	SG60	SG80	SG100
Outcome	Stock status 1.1.1 The stock is at a level that maintains high productivity and has a low probability of recruitment overfishing.	(a) Stock status relative to recruitment impairment.	It is likely that the stock is above the point of recruitment impairment (PRI).	It is highly likely that the stock is above the PRI.	There is a high degree of certainty that the stock is above the PRI.
		(b) Stock status in relation to achievement of maximum sustainable yield (MSY).		The stock is at or fluctuating around a level consistent with MSY.	There is a high degree of certainty that the stock has been fluctuating around a level consistent with MSY or has been above this level over recent years.

Scoring stock status

- SA2.2.1 All management systems shall have reference points, as confirmed in Performance Indicator (PI) 1.2.4 scoring issue (b).
- SA2.2.1.1 Where these are not stated explicitly, they should be implicit within the decision rules or management procedures (MPs). 
- SA2.2.2 When scoring PI 1.1.1 scoring issue (b), the team shall consider: 
- The biology of the species and stock status in recent years.
 - The scale and intensity of both the UoA and management system.
 - Other relevant issues in determining time periods over which to judge fluctuations.
- SA2.2.2.1 The team shall provide a clear rationale as to why the Scoring Guidepost (SG) 80 or 100 levels are met.
- SA2.2.2.2 The rationale shall include details of the time period over which this is assessed.

- SA2.2.3 If information is not available on the stock status relative to the PRI or MSY levels, the team shall use proxy indicators and reference points to score Performance Indicator (PI) 1.1.1. ■
- SA2.2.3.1 If the team uses proxy indicators and reference points to score PI 1.1.1, the team shall justify their use as proxies of stock biomass for the PRI and/or MSY.
- SA2.2.3.2 If the team uses proxy reference points to score the stock biomass status, the team shall assign higher scores where greater confidence is provided by the proxy information. ■
- SA2.2.4 If the team uses recent trends in fishing mortality to score stock status, the team shall demonstrate that the fishing mortality rate (F) has been low enough for long enough to ensure that the required biomass levels are now “likely” to be met. ■

Stock complexes ■

- SA2.2.5 If several species or stocks are fished as stock complexes, the team shall treat them as either:
- Separate UoAs, or
 - Separate scoring elements within a single UoA, as in the case of multiple in-scope species considered under PI 2.1.1.
- SA2.2.5.1 In either case, the team shall seek evidence for each SG that, as an outcome, the levels of “likelihood” meet the levels of “likelihood” specified in SA2.1.2 for each separate stock.
- SA2.2.6 For species or stocks fished as stock complexes, the overall target reference points (TRPs) shall:
- Be consistent with the intent of the PI and
 - Maintain the high productivity of the stock complex.

Consideration of environmental variability ■

- SA2.2.7 The team shall verify that reference points are consistent with ecosystem productivity.
- SA2.2.7.1 If changes in fishery productivity are due to natural environmental fluctuations, the team shall accept adjustments to the reference points in scoring PI 1.1.1.

Treatment of key low trophic level stocks

- SA2.2.8 The team shall consider the trophic position of target stocks to ensure precaution in relation to their ecological role, in particular for species low in the food chain. ■
- SA2.2.9 The team shall treat a stock under assessment against Principle 1 as a key low trophic level (LTL) stock if either a or b below are met: ■
- It is one of the species types listed in Box SA1, and in its adult life-cycle phase the stock holds a key role in the ecosystem, such that it meets at least 2 of the following sub-criteria:
 - A large proportion of the trophic connections in the ecosystem involve this stock, leading to significant predator dependency. ■
 - A large volume of energy passing between lower and higher trophic levels passes through this stock. ■
 - There are few other species at this trophic level through which energy can be transmitted from lower to higher trophic levels, such that a high proportion of the total energy passing between lower and higher trophic levels passes through this stock: i.e. it is a “wasp-waisted” ecosystem. ■
 - It is not one of the species types listed in Box SA1, but in its adult life-cycle phase it meets at least 2 of the sub criteria in SA2.2.9a.i–iii, and the species:

- i. Feeds predominantly on plankton,
- ii. Is characterised by small body size, early maturity, high fecundity, and short life span: default values: < 30cm long as adults, mean age at maturity ≤ 2 , > 10,000 eggs/spawning, maximum age < 10 years, respectively, and
- iii. Forms dense schools.

SA2.2.10 The team shall provide evidence specifically addressing each of the sub-criteria in SA2.2.9 to justify any decision not to define the stock as a key LTL species in the ecosystem under assessment.

SA2.2.10.1 If information is unavailable on a sub-criterion in SA2.2.9, the team shall assume that the stock meets that sub-criterion.

SA2.2.10.2 When formulating rationales against the key LTL sub-criteria (SA2.2.9a.i–iii), the team shall:

- a. Document the choice of spatial scale.
- b. Provide reasonable justification for the choice.

SA2.2.11 The team shall determine whether a species is to be considered a key LTL species based on its status at the time of assessment.

Box SA1: Species types defined by default as key LTL stocks for the purposes of an MSC assessment

See 'ASFIS List of Species for Fishery Statistics Purposes' for species included in different families and orders (FAO, 2022)¹.

- Family Ammodytidae (sandeels, sandlances)
- Family Clupeidae (herrings, menhaden, pilchards, sardines, sardinellas, sprats)
- Family Engraulidae (anchovies)
- Family Euphausiidae (krill)
- Genus Calanus (copepods)
- Family Myctophidae (lanternfish)
- Family Osmeridae (smelts, capelin)
- Genus Scomber (mackerels)
- Order Atheriniformes (silversides, sand smelts)
- Species *Trisopterus esmarkii* (Norway pout)

¹ FAO 2022. ASFIS List of Species for Fishery Statistics Purposes. Fisheries and Aquaculture Division. Rome. <https://www.fao.org/fishery/en/collection/asfis/en> [accessed on 12 August 2022].

Scoring of key LTL stocks

Table SA2: PI 1.1.1A stock status PISGs applicable to key LTL stocks

Component	PI	Scoring issues	SG60	SG80	SG100
Outcome	Stock status 1.1.1A The stock is at a level that has a low probability of serious ecosystem impacts.	(a) Stock status relative to ecosystem impairment.	It is likely that the stock is above the point where serious ecosystem impacts could occur.	It is highly likely that the stock is above the point where serious ecosystem impacts could occur.	There is a high degree of certainty that the stock is above the point where serious ecosystem impacts could occur.
		(b) Stock status in relation to ecosystem needs.		The stock is at or fluctuating around a level consistent with ecosystem needs.	There is a high degree of certainty that the stock has been fluctuating around a level consistent with ecosystem needs or has been above this level over recent years.

SA2.2.12 The team shall score stocks identified as key LTL stocks against PI 1.1.1A instead of PI 1.1.1. ■

- a. The team shall use Table SA2 and associated requirements SA2.2.13 to SA2.2.17 below.

SA2.2.13 When scoring PI 1.1.1A scoring issue (a), the team shall interpret 'the point where serious ecosystem impacts could occur' as being substantially higher than the PRI. ■

- a. Such a reference point shall not be less than 20% of the total biomass (B_0) or the spawning stock level (SSB_0) that would be expected in the absence of fishing.

SA2.2.14 The team shall expect the following of key LTL species when scoring PI 1.1.1A scoring issue (b): ■

- a. The default biomass target level consistent with ecosystem needs shall be 75% of the B_0 or SSB_0 that would be expected in the absence of fishing.
- b. However, a higher or lower target level, down to a minimum 40% of the B_0 or SSB_0 that would be expected in the absence of fishing, may still achieve an 80-level score if it can be demonstrated, using a credible ecosystem model or robust empirical data for the UoA/ecosystem being assessed, that the level adopted:
 - i. Does not impact the abundance levels of more than 15% of the other species and trophic groups by more than 40% compared to their state in the absence of fishing on the target LTL species.

- ii. Does not reduce the abundance level of any single ecosystem group (species or trophic group) by more than 70% (compared to its biomass level in the absence of fishing on the target LTL species).

SA2.2.15 At SG100 in scoring issue (b), the team shall require a higher degree of certainty when considering the ecological impact of the UoA on the stock.

SA2.2.15.1 For key LTL species to score 100, the team shall demonstrate that biomass levels are fluctuating “above” the ‘level consistent with ecosystem needs’ at SG80.

SA2.2.16 If the team uses proxy indicators and reference points to score key LTL species at PI 1.1.1A, the team shall justify their use as reasonable proxies of stock biomass for the points where serious ecosystem impacts could occur and the level consistent with ecosystem needs. ■

SA2.2.16.1 Where the team uses fishing mortality rate to score stock status, the default fishing mortality required to maintain a stock fluctuating around the level consistent with ecosystem needs shall take the value of:

- a. $0.5M$, where M is the natural mortality of the species, or
- b. $0.5F_{MSY}$, where the maximum rate of fishing mortality (F_{MSY}) has been determined in a single-species context.

SA2.2.16.2 Proxy fishing mortalities required to maintain the stock above the point where serious ecosystem impacts could occur shall be lower than assumed to be able to keep the population above the point where recruitment would be impaired.

SA2.2.16.3 Departures from these default levels may be justified if the team can demonstrate that SA2.2.14.b is met.

SA2.2.17 The team shall judge performance against these reference points in the context of recruitment variability typical for the given species in its ecosystem. ■

SA2.3 Stock rebuilding PI (PI 1.1.2) ■

Table SA3: PI 1.1.2 stock rebuilding PISGs

Component	PI	Scoring issues	SG60	SG80	SG100
Outcome	Stock rebuilding 1.1.2 Where the stock is reduced, there is evidence of stock rebuilding within a specified timeframe.	(a) Rebuilding timeframes	A rebuilding timeframe is specified for the stock that is the shorter of 20 years or 2 times its generation time . For cases where 2 generations is less than 5 years, the rebuilding timeframe is up to 5 years. ■		The shortest practicable rebuilding timeframe is specified that does not exceed one generation time for the stock.
		(b) Rebuilding evaluation	Monitoring is in place to determine whether the	There is evidence that the rebuilding strategies are	There is strong evidence that the rebuilding

Component	PI	Scoring issues	SG60	SG80	SG100
			rebuilding strategies are effective in rebuilding the stock within the specified timeframe.	rebuilding stocks, or it is likely based on simulation modelling, exploitation rates, or previous performance that they will be able to rebuild the stock within the specified timeframe .	strategies are rebuilding stocks, or it is highly likely based on simulation modelling, exploitation rates, or previous performance that they will be able to rebuild the stock within the specified timeframe .

- SA2.3.1 If PI 1.1.1/PI 1.1.1.A score less than SG80, the team shall score PI 1.1.2.
- SA2.3.2 If the score for PI 1.1.1/PI 1.1.1A changes during a certification cycle, the team shall update PI 1.1.2 as follows:
- If the score is increased from below SG80 to SG80 or above, the team shall remove PI 1.1.2 from the scoring of P1 and consider the condition to be closed.
 - If the score is reduced to less than SG80, the team shall score PI 1.1.2 within 12 months of becoming aware of the reduced status.
- SA2.3.3 The team shall require that where a score of between SG60 and SG80 is awarded, the subsequent conditions are fulfilled within 1 certification period. ■
- SA2.3.4 In scoring issue (b), unless there is clear evidence that the stocks are rebuilding, where fishing mortality rate is available for the UoA: ■
- Current F shall be “likely” to be less than F_{MSY} to justify an SG80 score.
 - Current F shall be “highly likely” to be less than F_{MSY} to justify an SG100 score.
- SA2.3.5 In UoAs that use assessments and reference points that are regarded as proxies of F_{MSY} and/or biomass at MSY (B_{MSY}), the team shall, in their scoring, take account of any differences between the proxy reference levels and MSY levels.

SA2.4 Harvest strategy PI (PI 1.2.1)

Table SA4: PI 1.2.1 harvest strategy PISGs

Component	PI	Scoring issues	SG60	SG80	SG100
Harvest strategy (management)	Harvest strategy 1.2.1 There is a robust and precautionary harvest	(a) Harvest strategy design ■	The harvest strategy is expected to achieve stock management objectives reflected in PI 1.1.1/	The harvest strategy is responsive to the state of the stock and the elements of the harvest strategy work	The harvest strategy is responsive to the state of the stock and is designed to achieve stock

Component	PI	Scoring issues	SG60	SG80	SG100
	strategy in place.		PI 1.1.1A SG80.	together towards achieving stock management objectives reflected in PI 1.1.1/ PI 1.1.1A SG80.	management objectives reflected in PI 1.1.1/ PI 1.1.1A SG80.
		(b) Harvest strategy evaluation	The harvest strategy is likely to work based on prior experience or plausible argument.	The harvest strategy has been tested and is expected to meet the objectives reflected in PI 1.1.1/ PI 1.1.1A SG80 or there is evidence that the harvest strategy is achieving its objectives reflected in PI 1.1.1/ PI 1.1.1A SG80.	The performance of the harvest strategy has been evaluated and evidence exists to show that it is achieving the objectives reflected in PI 1.1.1/ PI 1.1.1A SG80, including being clearly able to maintain stocks at target levels.
		(c) Harvest strategy monitoring	Monitoring is in place that is expected to determine whether the harvest strategy is working.		
		(d) Harvest strategy review			The harvest strategy is periodically reviewed and improved as necessary.
		(e) Shark finning	There is a high degree of certainty that shark finning is not taking place.		

Component	PI	Scoring issues	SG60	SG80	SG100
		(f) Review of alternative measures	There has been a review of alternative measures to minimise UoA-related mortality of unwanted catch of the target stock.	There is a review every 5 years of alternative measures to minimise UoA-related mortality of unwanted catch of the target stock and they are implemented as appropriate.	There is a review that happens every 2 years of alternative measures to minimise UoA-related mortality of unwanted catch of the target stock, and they are implemented, as appropriate.

SA2.4.1 The team shall interpret: ■

- “Responsive” at SG80 and SG100 scoring issue (a) to mean that the harvest strategy allows management to be adaptive to the development and implementation of the differing elements of the harvest strategy and action has been taken by management, when required.
- “Designed” at SG100 scoring issue (a) to mean a harvest strategy that includes a management procedure (MP) that has been developed through management strategy evaluation (MSE).
- “Tested” at SG80 scoring issue (b) to mean the involvement of some sort of structured logical argument and analysis that supports the choice of strategy.
- “Evaluated” at SG100 scoring issue (b) to mean “tested for robustness to uncertainty, appropriate to the scale and intensity of the UoA”.

SA2.4.2 When setting conditions, if new harvest control rules (HCRs) or assessment methods require different or additional information, the team shall ensure that: ■

- The information is already available, or
- The information is made part of the condition.

Shark finning ■

SA2.4.3 If the target species is a shark, the team shall score scoring issue (e).

SA2.4.3.1 The team shall interpret the term “shark” to refer to any species within the taxonomic groups Selachimorpha and Rhinopristiformes.

- If the UoA is part of a management agency whose definition of “shark” includes additional species, the management agency’s definition shall apply.

SA2.4.4 At scoring issue (e) at SG60, the team shall:

- Determine that a fins naturally attached (FNA) policy is in place for all retained sharks.
- Apply the Evidence Requirements Framework in [Tool B of the MSC Fisheries Standard Toolbox](#) to establish that the information used to determine that an FNA or non-retention policy is in place and enforced has a very high degree of accuracy.

“Unwanted catch”



SA2.4.5 If there is “unwanted catch” of the target P1 stock, the team shall score scoring issue (f).

SA2.4.5.1 When applying scoring issue (f) to target stocks in P1, the team shall note SA3.1.1.f (including GSA3.1.1.f), SA3.1.6 and SA3.6.1.

SA2.4.5.2 When applying scoring issue (f) to target stocks in P1, the team shall include consideration of “alternative measures” directed at minimising mortality of “unwanted catch” from ghost gear.

SA2.5 Harvest control rules and tools PI (PI 1.2.2)

Table SA5: PI 1.2.2 Harvest control rules and tools PISGs

Component	PI	Scoring issues	SG60	SG80	SG100
Harvest strategy	Harvest control rules and tools 1.2.2 There are well-defined and effective HCRs in place.	(a) HCRs design and application 	Generally understood HCRs are in place that are expected to reduce the exploitation rate as the PRI is approached.	Well-defined HCRs are in place that ensure the exploitation rate is reduced as the PRI is approached, and are expected to keep the stock fluctuating around a target level consistent with (or above) MSY, or for key LTL species at levels consistent with ecosystem needs.	The HCRs are expected to keep the stock fluctuating at or above a target level consistent with MSY, or another more appropriate level most of the time, taking into account the ecological role of the stock.
		(b) The robustness of HCRs to uncertainty 		The HCRs are likely to be robust to the main uncertainties.	The HCRs take account of a wide range of uncertainties including the ecological role of the stock, and there is evidence that the HCRs are robust to the main uncertainties.

Component	PI	Scoring issues	SG60	SG80	SG100
		(c) Evaluation of HCRs ▣	There is some evidence that tools used or available to implement HCRs are appropriate and effective in controlling exploitation.	Available evidence indicates that the tools in use are appropriate and effective in achieving the exploitation levels required under the HCRs.	Evidence clearly shows that the tools in use are effective in achieving the exploitation levels required under the HCRs.

SA2.5.1 The team should require additional precaution to be built into the HCR at SG100 so that the HCR keeps stocks well above limit reference points (LRPs).

SA2.5.2 The team shall interpret:

- “Generally understood” at SG60 to mean HCRs that can be shown to have been applied in some way in the past but have not been explicitly defined or agreed.
- “Well defined” at SG80 to mean HCRs exist in some written form that has been agreed by the management agency, ideally with stakeholders and state what actions will be taken at what specific TRP levels.
- “In place” at SG60 and SG80 to mean the HCR has been adopted by the management agency, and/or there is evidence or documentation that management actions have been taken where required.

Evaluating the effectiveness of HCRs ▣

SA2.5.3 In scoring issue (c), for “evidence” the team shall use the current levels of exploitation in the UoA, such as measured by the fishing mortality rate or harvest rate, where available.

- SA2.5.3.1 If information is not available on the exploitation rate consistent with achieving a long-term MSY, the team shall provide justification where available proxy indicators and reference points are used as reasonable proxies of the exploitation rate.

SA2.6 Information and monitoring PI (PI 1.2.3)

Table SA6: PI 1.2.3 information and monitoring PISGs

Component	PI	Scoring issues	SG60	SG80	SG100
Harvest strategy	Information and monitoring 1.2.3 Relevant information is collected to support the	(a) Range of information	Some relevant information related to stock structure, stock productivity, and fleet composition	Sufficient relevant information related to stock structure, stock productivity, fleet composition and, other data are available to	A comprehensive range of information (on stock structure, stock productivity, fleet composition, stock

Component	PI	Scoring issues	SG60	SG80	SG100
	harvest strategy.		is available to support the harvest strategy.	support the harvest strategy.	abundance, UoA removals, and other information such as environmental information), including some that may not be directly relevant to the current harvest strategy, is available.
		(b) Monitoring ▣	Stock abundance and UoA removals are monitored and at least 1 indicator is available and monitored with sufficient frequency to support the harvest strategy.	Stock abundance and UoA removals are regularly monitored at a level of accuracy and coverage consistent with the harvest strategy , and 1 or more indicators are available and monitored with sufficient frequency to support the harvest strategy.	All information required by the harvest strategy is monitored with high frequency and a high degree of certainty , and there is a good understanding of the inherent uncertainties in the information (data) and the robustness of assessment and management in dealing with this uncertainty.
		(c) Comprehensiveness of information ▣		There is good information on all other fishery removals from the stock.	

SA2.6.1 In considering the status of the stock in P1, the team shall consider information about mortality that is observed and mortality that is unobserved.

SA2.6.2 The team shall identify which information from the information categories in SA2.6.3 is relevant to both the design and effective operational phases of the harvest strategy. ▣

SA2.6.2.1 The team should base its evaluation on this information.

SA2.6.3 The team shall determine a combined score for this PI on the quality of data available, weighted by information category on the relevance to the harvest strategy, HCR, and management tools. Information categories include: ▣

- Stock structure.
- Stock productivity.
- Fleet composition.

- d. Stock abundance.
- e. UoA removals.
- f. Other data.

SA2.6.4 The team shall interpret “sufficient” information at the SG80 level to mean that all information required to implement the harvest strategy is available at a quality and quantity necessary to demonstrate achievement of the SG80 outcome PI 1.1.1.

SA2.6.5 The team shall interpret a “comprehensive range of information” and “all information” at the SG100 level to include information provided by a strategic research plan.

SA2.6.5.1 This information shall go beyond the immediate short-term management needs to create a strategic body of research relevant to the long-term UoA-specific management system.

SA2.6.6 The team shall assess the veracity of information.

SA2.7 Assessment of stock status PI (PI 1.2.4)

Table SA7: PI 1.2.4 assessment of stock status PISGs

Component	PI	Scoring issues	SG60	SG80	SG100
Harvest strategy	Assessment of stock status 1.2.4 There is an assessment of the stock status.	(a) Appropriateness of assessment to stock under consideration		The assessment is appropriate for the stock and for the harvest strategy.	The assessment takes into account the major features relevant to the biology of the species and the nature of the UoA.
		(b) Assessment approach	The assessment estimates stock status relative to generic reference points appropriate to the species category.	The assessment estimates stock status relative to reference points that are appropriate to the stock and can be estimated.	
		(c) Uncertainty in the assessment	The assessment identifies major sources of uncertainty.	The assessment takes uncertainty into account.	The assessment evaluates stock status relative to reference points in a probabilistic way.

Component	PI	Scoring issues	SG60	SG80	SG100
		(d) Evaluation of assessment			The assessment has been tested and shown to be robust. Alternative hypotheses and assessment approaches have been rigorously explored.
		(e) Peer review of assessment		The assessment of stock status is subject to peer review.	The assessment has been internally and externally peer reviewed.

SA2.7.1 For SG80, if considering an assessment that covers stock complexes (see SA2.2.5) the team shall take into account that the level of assessment required for individual stocks or species within the complex should reflect their ecological importance.

SA3 Principle 2

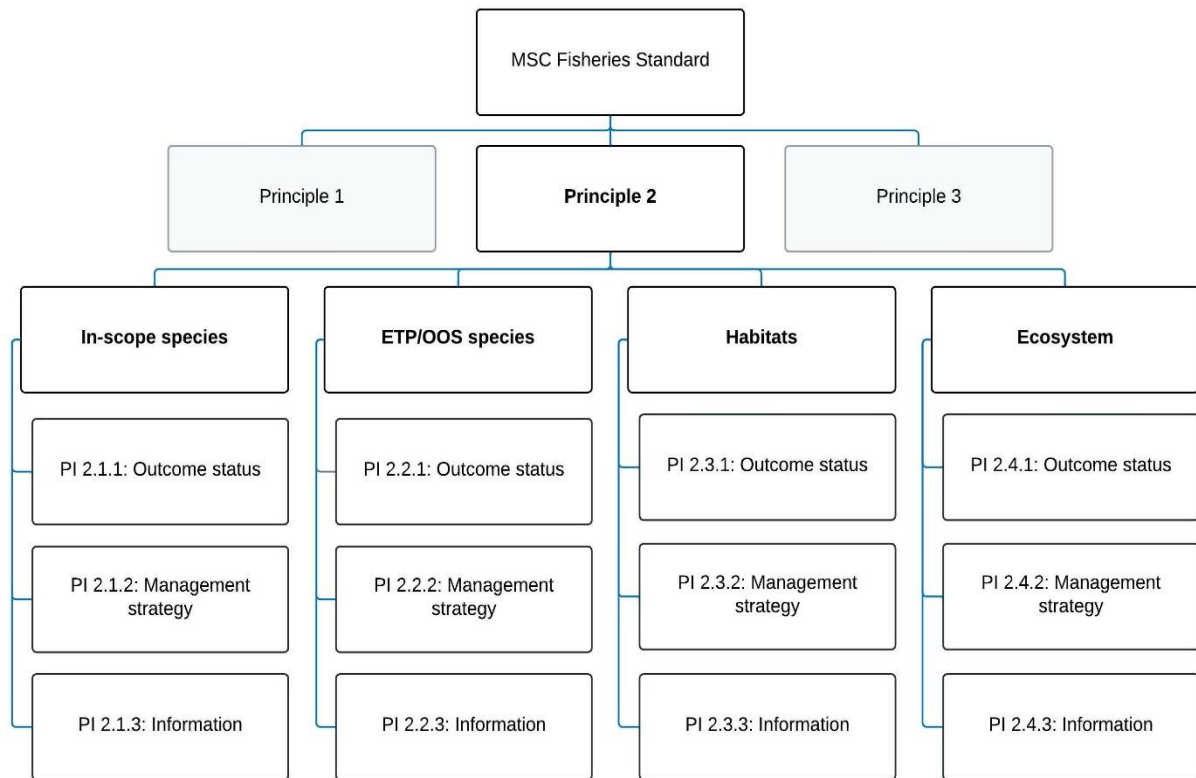



Figure SA2: Principle 2 assessment tree structure

SA3.1 General requirements for Principle 2

SA3.1.1 The team shall interpret the following terms used in Principle 2 as follows:

- a. “Does not hinder recovery” means the impact of the UoA is low enough that if the status of the species can improve, the UoA will not hinder that improvement.
- b. “If necessary”, in the management PIs, excludes:
 - i. The assessment of UoAs that do not have scoring elements at these SG levels.
 - ii. Scoring elements with impacts determined to be “negligible”.
- c. “In place” means the measure, partial strategy, strategy, or comprehensive strategy has been fully implemented in the UoA.
- d. “Minimise” means reduce to lowest achievable level.
 - i. In determining the lowest achievable level, the team shall consider the requirements of each component.
- e. “Negligible” means not material or significant.
 - i. In determining whether an impact is “negligible”, the team shall consider the relevant requirements of each component.
- f. “Unwanted catch” is the part of the catch that a fisher did not intend to catch but could not avoid and did not want or chose not to use. 

Designation of Principle 2 species

- SA3.1.2 The team shall identify and categorise all Principle 2 (P2) species under the following Principle 2 components: ■
- a. In-scope species.
 - b. Endangered, threatened, or protected (ETP) and out-of-scope (OOS) species (hereafter ETP/OOS).
 - c. Habitats.
- SA3.1.2.1 The team shall apply SA3.1.4–SA3.1.5 and the supporting decision tree in Figure SA3 to determine SA3.1.2.a and SA3.1.2.b.
- SA3.1.2.2 The team shall assign any invertebrate identified as a benthic habitat-forming species (e.g. coral species), to the habitats scoring component.
- SA3.1.2.3 The team shall provide a rationale for the categorisation of all Principle 2 species.
- SA3.1.2.4 The team shall provide the common and the scientific name for each species assessed under P2.
- SA3.1.2.5 If applicable, the team shall outline in the assessment report the stock component that each species belongs to.
- SA3.1.2.6 The team shall score each Principle 2 species as a scoring element under the component to which it is assigned.
- SA3.1.3 If the team determines that there are no scoring elements in a particular component, the team shall award a score of SG100 under the Outcome PI.
- SA3.1.3.1 The team shall still score the Management and Information PIs.
- SA3.1.4 The team shall assign species as ETP/OOS in P2 as follows:
- a. Species impacted by the UoA that are classified as amphibians, reptiles, birds, or mammals (hereafter known as OOS species).
 - b. Species impacted by the UoA that are classified as fish or invertebrates and are listed in any of the following, subject to modifications if relevant as per SA3.1.4.1–4: ■
 - i. Appendix 1 of the Convention on International Trade in Endangered Species (CITES).
 - ii. Appendix 2 of CITES.
 - iii. Appendix 1 of the Convention on the Conservation of Migratory Species of Wild Animals (CMS).
 - iv. Appendix 2 of CMS.
 - v. The International Union for Conservation of Nature (IUCN) Red List of Threatened Species and classified globally as “Critically Endangered (Cr)”.
 - vi. The IUCN Red List of Threatened Species and classified globally as “Endangered (En)”.
 - vii. National ETP legislation.
- SA3.1.4.1 The team shall make and document modifications to the species list created by the application of SA3.1.4.b for the purposes of component reclassification (e.g. to in-scope or Principle 1 components). The team shall base modifications on the application of a and b below:
- a. Species taxonomy and associated ETP listing (SA3.1.4.2).
 - b. Whether the species meets modification criteria based on life history characteristics, management status, and stock status (SA3.1.4.3).

- SA3.1.4.2 The team shall make modifications based on species taxonomy and associated ETP listing following the application of SA3.1.4.b, as follows: ■
- a. The team shall only make modifications to Chondrichthyan species listed on CMS Appendix 2 or CITES Appendix 2.
 - b. The team shall only make modifications to non-Chondrichthyan species listed on CMS Appendix 2, CITES Appendix 2, the IUCN Red List of Threatened species classified globally as “En” or listed in National ETP Legislation.
 - i. For a and b, the team shall only make modifications to species listed on CITES Appendix 2 in cases where the species concerned are permitted to be exported and traded by the relevant management authority/authorities.
 - c. The team shall make modifications to non-Chondrichthyan species globally listed as IUCN “Cr” as per SA3.1.4.3 in cases where the IUCN assessment is determined to be “needing update” as defined by the IUCN.
 - i. The team shall only implement modifications as per SA3.1.4.3. when the information supporting the modification criteria is more recent than the IUCN assessment.
- SA3.1.4.3 The team shall only make modifications to the species list resulting from application of SA3.1.4.2 when at least 2 of the following modification criteria are met:
- a. Life history characteristics: the species is inherently resilient to exploitation as demonstrated by high productivity attributes.
 - i. The team shall determine this criterion is met if the stock/species achieves an overall average productivity score of less than 2, using [Table A8 in the MSC Fisheries Standard Toolbox](#) (PSA productivity attributes and scores for fish and invertebrates).
 - b. Management status: the stock is subject to measures or management tools, reflected in either LRPs or TRPs (or equivalent), intended to achieve stock management objectives in response to directed exploitation.
 - c. Stock status: the stock is at a level that maintains high productivity.
 - i. The team shall determine this criterion is met if the stock is at or fluctuating around a level consistent with achieving SG80 for PI 1.1.1, scoring issue (b).
 - ii. The team shall make determinations as per SA3.1.4.3.c.i using information from stock assessment(s) that have been subject to peer review, consistent with achieving SG80 for PI 1.2.4, scoring issue (e).
- SA3.1.4.4 The team shall only apply the modifications once per certification cycle at the beginning of each assessment (e.g. initial assessment; reassessment; transition assessment; scope extension assessment). ■

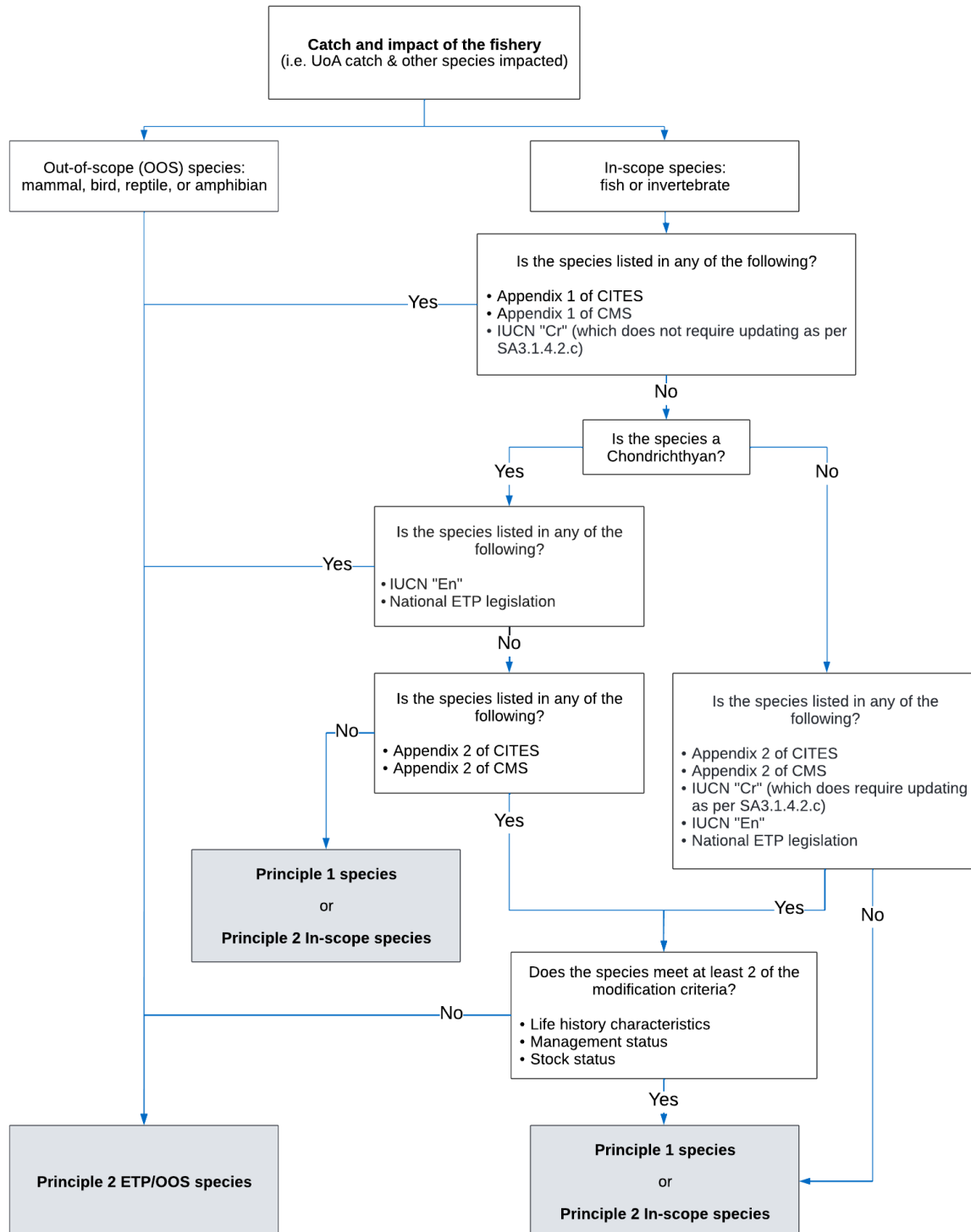


Figure SA3: Decision tree for species categorisation

SA3.1.5 The team shall assign species as In-scope in P2 as follows:

- Species that are not assessed under Principle 1.
- Species that are not classified as ETP/OOS.
- Species used as bait in the UoA, whether caught by the UoA or purchased from elsewhere. ■

SA3.1.6 When assessing the impact of the UoA on all components within P2, including “unwanted catch”, the team shall assess mortality that is observed and mortality that is unobserved, including that from ghost fishing.

SA3.1.6.1 The team shall document the assessment of observed and unobserved mortality in scoring rationales. ■

SA3.1.7 When considering the effectiveness of a management strategy and its ability to meet P2 outcomes, the team shall take into account any impacts of fishing overcapacity and other issues resulting from subsidies.

SA3.1.7.1 If overcapacity exists as a result of subsidies, the management system should be robust enough to deal with this issue and still deliver a sustainable fishery as per Principle 2.

SA3.2 General requirements for outcome Pls ■

SA3.2.1 The team shall interpret definitions of required probability in Principle 2 as per Table SA8. ■

Table SA8: Probability required at different scoring guideposts

Performance indicator	SG60 probability requirement	SG80 probability requirement	SG100 probability requirement
PI 2.1.1	“Likely” = > 70th %ile	“Highly likely” = > 80th %ile*	“High degree of certainty” = > 90th %ile
PI 2.2.1	“Unlikely” = > 70th %ile	“Highly unlikely” = > 80th %ile*	“High degree of certainty” = > 95th %ile
PI 2.3.1 and PI 2.4.1	“Unlikely” = < 40th %ile	“Highly unlikely” = < 30th %ile	Evidence of “highly unlikely” = < 20th %ile
PI 2.1.2d and PI 2.2.2d	“High degree of certainty” = > 95th %ile*		

SA3.3 General requirements for management Pls ■

SA3.3.1 The team shall interpret:

- “Measures” to mean actions or tools that explicitly manage impacts on the component or indirectly contribute to management of the component under assessment having been designed to manage impacts elsewhere.
- “Partial strategy” to mean a cohesive arrangement that may comprise 1 or more measures, an understanding of how the measures work to achieve an outcome and an awareness of the need to change the measures should they cease to be effective. A “partial strategy” may not have been designed to manage the impact on that component specifically.
- “Strategy” to mean a cohesive and strategic arrangement that may comprise 1 or more measures and an understanding of how the measures work to achieve an outcome. A “strategy” should be designed to manage impact on that component specifically, it needs to be appropriate to the scale, intensity, and cultural context of the fishery and should contain mechanisms for the modification of fishing practices if unacceptable impacts are identified.
- “Comprehensive strategy” to mean a complete and tested strategy made up of linked monitoring, analyses, and management measures and responses. The term is only applicable to the ETP/OOS component.

SA3.4 General requirements for information Pls ▣

SA3.4.1 The team shall interpret the SG100 level relating to “information adequate to support a strategy” to include information provided by a strategic research plan that addresses the information needs of management.

SA3.4.1.1 This information shall go beyond the immediate short-term management needs to create a strategic body of research relevant to the long-term fishery-specific management system.

SA3.5 In-scope species outcome PI (PI 2.1.1)

Table SA9: PI 2.1.1 in-scope species outcome PISGs

Component	PI	Scoring issues	SG60	SG80	SG100
In-scope species	Outcome status 2.1.1 The UoA aims to maintain in-scope species above the PRI and does not hinder recovery of in-scope species if they are below the PRI.	(a) Main in-scope species stock status	Main in-scope species are likely to be above the PRI. or If the species is below the PRI, it is likely that the UoA does not hinder recovery and rebuilding.	Main in-scope species are highly likely to be above the PRI. or If the species is below the PRI, there is evidence of recovery, or it is highly likely that the UoA does not hinder recovery and rebuilding.	There is a high degree of certainty that main in-scope species are fluctuating around a level consistent with MSY.
		(b) Minor in-scope species stock status			Minor in-scope species are highly likely to be above the PRI. or If below the PRI, there is evidence that the UoA does not hinder the recovery and rebuilding of minor in-scope species.

SA3.5.1 If information is not available on the stock status relative to the PRI or MSY levels, the team shall use proxy indicators and reference points as per SA2.2.3. ▣

SA3.5.2 The team shall determine and justify which in-scope species are considered “main” and which are “minor”. ■

SA3.5.2.1 The team shall consider a species “main” if: ■

- a. The catch of a species by the UoA comprises 5% or more by weight of the total catch of all species by the UoA, or
- b. The species is classified as “less resilient” and the catch of the species by the UoA comprises 2% or more by weight of the total catch of all species by the UoA, or:
 - i. The team shall classify a species as “less resilient” if:
 - A. The productivity of the species indicates that it is intrinsically of low resilience, and/or
 - B. Its intrinsic resilience is high and existing knowledge of the species indicates that its resilience has been lowered because of anthropogenic or natural changes to its life history.
- c. The species is a shark and the fishery trades in shark fins.

SA3.5.2.2 If a species does not meet the designated weight thresholds of 5% or 2% as defined in SA3.5.2.1, the team shall still classify a species as “main” if the total catch of the UoA is exceptionally large, such that even small catch proportions of a P2 species significantly impact the affected stocks/populations.

SA3.5.2.3 The team shall consider all other in-scope species that are not considered “main” as “minor” species.

SA3.5.3 The team shall consider UoA impact as “negligible” for “minor species” that make up < 2% of total UoA catch, except in cases where SA3.5.2.2 applies.

SA3.5.4 If there are no “main” species scoring elements, the team shall award a score of 100 for scoring issue (a).

SA3.5.5 At the SG80 level, if a species is below the level at which recruitment could be impaired, the team shall recognise “evidence of recovery” using at least 1 of the following as rationale: ■

- a. Direct evidence from time-series estimates of stock status.
- b. Indirect evidence from time-series of indicators or proxies of stock status that are indicative of the state of the whole stock.
- c. Indicators, proxies, or absolute estimates of exploitation rate that show that fishing mortality experienced by the stock is lower than F_{MSY} .
- d. Direct evidence that the proportion of catch by the UoA relative to the total catch of the stock does not hinder recovery.

SA3.6 In-scope species management strategy PI (PI 2.1.2)

Table SA10: PI 2.1.2 in-scope species management strategy PISGs

Component	PI	Scoring issues	SG60	SG80	SG100
In-scope species	Management strategy 2.1.2 There is a strategy in place that is designed to maintain or to not hinder rebuilding of in-scope species.	(a) Management strategy in place ■	There are measures in place for the UoA, if necessary , that are expected to maintain or to not hinder rebuilding of the main in-scope species at/to the in-scope species outcome SG60 level.	There is a partial strategy in place for the UoA, if necessary , that is expected to maintain or to not hinder rebuilding of the main in-scope species at/to the in-scope species outcome SG80 level. or Where in-scope species outcome fails to meet the SG80, a demonstrably effective strategy is in place between all MSC UoAs that categorise this species as main In-scope to ensure that they collectively do not hinder recovery and rebuilding.	There is a strategy in place for the UoA for managing main and minor in-scope species to achieve the in-scope species outcome SG80 level of performance.
		(b) Management strategy effectiveness	The measures, if necessary , are considered likely to work for the main in-scope species, based on	There is some evidence that the measures/partial strategy, if necessary , is achieving the objectives for main in-scope species set	There is evidence that the partial strategy/strategy is achieving the objectives set out in scoring issue (a), based on

Component	PI	Scoring issues	SG60	SG80	SG100
			plausible argument.	out in scoring issue (a), based on some information directly about the UoA and/or species involved.	information directly about the UoA and/or species involved.
		(c) Review of alternative measures	There is a review of alternative measures to minimise UoA-related mortality of unwanted catch of main in-scope species.	There is a review at least once every 5 years of alternative measures to minimise UoA-related mortality of unwanted catch of main in-scope species and they are implemented , as appropriate .	There is a review that happens every 2 years of alternative measures to minimise UoA-related mortality of unwanted catch of all in-scope species, and they are implemented , as appropriate .
		(d) Shark finning	There is a high degree of certainty that shark finning is not taking place.		
		(e) Ghost gear management strategy	There are measures in place for the UoA, if necessary , that are expected to minimise ghost gear and its impact on all in-scope species.	There is a partial strategy in place for the UoA, if necessary , that is expected to minimise ghost gear and its impact on all in-scope species.	There is a strategy in place for the UoA, if necessary , that is expected to minimise ghost gear and its impact on all in-scope species.

Reviewing “alternative measures” for “unwanted catch”

SA3.6.1 If there is “unwanted catch”, the team shall score scoring issue (c).

- SA3.6.1.1 The team shall interpret “alternative measures” as alternative fishing gear and/or practices (i.e. those not already used in the UoA prior to the review) that have been shown to minimise incidental mortality of the species or species type to the lowest achievable levels. ■
 - a. The team shall only consider “alternative measures” directed at minimising mortality of “unwanted catch” from ghost gear within scoring issue (e).
- SA3.6.1.2 The team shall verify that a “review” includes consideration of the potential effectiveness and practicality of “alternative measures”. ■
- SA3.6.1.3 The team shall interpret “implemented as appropriate” as situations where potential “alternative measures” reviewed are: ■
 - a. Determined to be more effective at minimising the mortality of “unwanted catch” than current fishing gear and practices.
 - b. Determined to be comparable to existing measures in terms of effect on target species catch and impacts on vessel and crew safety.
 - c. Determined to not negatively impact other species or habitats.
 - d. Not cost prohibitive to implement.

Shark finning

SA3.6.2 If the in-scope species is a shark, the team shall score scoring issue (d) following SA2.4.3–SA2.4.4.

Ghost gear management strategy ■

- SA3.6.3 The team shall score scoring issue (e) where the corresponding ghost gear management scoring issue, PI 2.2.2 scoring issue (e), is not scored (i.e. in scoring scenarios where there are no ETP/OOS scoring elements):
 - a. The term “if necessary” is used at SG60, SG80, and SG100 referring to whether the risk of ghost fishing or ghost gear impacts are either demonstrably absent or “negligible” (as defined in SA3.6.4.1). ■
- SA3.6.4 The team shall interpret “minimise” in scoring issue (e) as a reduction of ghost gear and its impact to the point where the risk of ghost fishing or ghost gear impacts are either demonstrably absent or “negligible”.
 - SA3.6.4.1 The team shall use its expert judgement in determining what is “negligible”.
 - a. In making this determination, the team shall consider:
 - i. The significance of the ghost gear risk in relation to the prevalence of ghost gear and vulnerability of species (for in-scope and/or ETP/OOS scoring components).
 - ii. The significance of ghost gear risk in relation to the prevalence of ghost gear and the sensitivity/and or vulnerability of habitats (for habitats scoring component) at risk of ghost gear impact.

SA3.7 In-scope species information PI (PI 2.1.3)

Table SA11: PI 2.1.3 in-scope species information PISGs

Component	PI	Scoring issues	SG60	SG80	SG100
In-scope species	Information 2.1.3 Information is adequate to determine the impact of the UoA on in-scope species and the effectiveness of management measures or strategies in place.	(a) Information adequacy for assessment of impact on main in-scope species	Information is adequate to broadly understand the impact of the UoA on the stock status of main in-scope species.	Information is adequate to estimate the impact of the UoA on the stock status of main in-scope species with a high degree of accuracy .	Information is adequate to estimate the impact of the UoA on the stock status of main in-scope species with a very high degree of accuracy .
		(b) Information adequacy for assessment of impact on minor in-scope species			Information is adequate to estimate the impact of the UoA on the stock status of minor in-scope species with a high degree of accuracy .
		(c) Information adequacy for management strategy	Information is adequate to support measures to manage main in-scope species.	Information is adequate to support a partial strategy to manage main in-scope species.	Information is adequate to support a strategy to manage all in-scope species and evaluate with a high degree of certainty whether the strategy is achieving its objective.

SA3.7.1 The team shall report the catch- and UoA-related mortality of all “main” species taken by the UoA.

SA3.7.1.1 If the team has assessed a species or proportion of the catch of a species as “unwanted catch”, the team shall indicate the proportion of the catch that is unwanted for each of these species.

SA3.7.2 In scoring issues (a) and (b), the team shall apply the Evidence Requirements Framework in [Tool B of the MSC Fisheries Standard Toolbox](#) to determine which guidepost is met.

SA3.7.3 In scoring issue (c), the team shall use its expert judgement to consider the adequacy of information in relation to supporting the management measures, partial strategy, or strategy, including the ability to detect any changes in risk level to in-scope species. ■

SA3.8 ETP/OOS species outcome PI (PI 2.2.1)

Table SA12 : PI 2.2.1 ETP/OOS species outcome PISGs

Component	PI	Scoring issues	SG60	SG80	SG100
ETP/OOS species	<p>Outcome status</p> <p>2.2.1</p> <p>The direct effects of the UoA do not hinder recovery of the ETP/OOS unit to favourable conservation status.</p>	<p>(a)</p> <p>Direct effects</p> <p>■</p>	The direct effects of the UoA are unlikely to hinder recovery of the ETP/OOS unit to favourable conservation status.	The direct effects of the UoA are highly unlikely to hinder recovery of the ETP/OOS unit to favourable conservation status.	There is a high degree of certainty that the direct effects of the UoA do not hinder recovery of the ETP/OOS unit to favourable conservation status.

SA3.8.1 The team shall identify the ETP/OOS unit(s). ■

SA3.8.1.1 The team shall identify the ETP/OOS unit(s) on the basis of either:

- Biological distinctiveness (defined by any genetic, life history, behavioural, or morphological characteristics), or
- Conservation and management purposes (defined based on geographic boundaries but drawing on biological information).

SA3.8.1.2 In making relevant determinations, the team shall consider biology and distribution of the ETP/OOS unit relative to the scale and intensity of the UoA, as per SA3.8.1.1.

SA3.8.1.3 Where organisations responsible for assessing status of species have identified specific ETP/OOS units in order to assess impacts of the UoA or wider fleet that meet the requirements in SA3.8.1.1 and SA3.8.1.2, the team shall select these units as the ETP/OOS unit.

SA3.8.1.4 Where organisations responsible for assessing status of species have not identified specific ETP/OOS units in order to assess impacts of the UoA or wider fleet, or those units do not meet the requirements in SA3.8.1.1 and SA3.8.1.2, the team shall select the most relevant unit for assessing the impacts of the UoA on the population, following SA3.8.1.1 and SA3.8.1.2.

SA3.8.1.5 The team shall treat each ETP/OOS unit selected as a separate scoring element.

SA3.8.1.6 The team shall justify the selection of each ETP/OOS unit.

SA3.8.2 The team shall evaluate the likelihood that the UoA does not hinder recovery of the ETP/OOS unit to favourable conservation status through:

- Review of quantitative assessment(s) that determine the impact of the UoA with respect to favourable conservation status, or
- Review of evidence that the UoA impact is “negligible”.



SA3.8.2.1 The team shall consider favourable conservation status to be a level equivalent to at least 50% carrying capacity unless the team has defined a higher level based on the life history characteristics of the ETP/OOS unit.

- SA3.8.2.2 Where the following reference points are specified and are set at a level of at least 50% carrying capacity, the team shall consider the reference point equivalent to favourable conservation status:
- Optimum Sustainable Population.
 - Maximum Net Productivity Level.
 - Maximum Sustained Fishing Mortality.
 - Fishing Mortality or Biomass-based reference points.
- SA3.8.2.3 The team shall evaluate whether the UoA would hinder recovery (as defined in SA3.1.1) of the ETP/OOS unit to favourable conservation status within a timeframe of 3 generations or 100 years, whichever is shorter.
- SA3.8.2.4 Where the UoA impact on the ETP/OOS unit is “negligible” (as defined in SA3.8.2.5), the team shall also consider this as evidence that the UoA is not hindering recovery at all SG levels.
- SA3.8.2.5 The team shall define the UoA impact as “negligible” when the following requirements are met:
- The UoA has achieved at least a score of 80 for PI 2.2.3 scoring issue (a), and:
 - For OOS species, based on the information in (a), the average estimates of mortality from the UoA are less than 10 individuals per year, and the lower bound of estimated breeding population size is equal to or greater than 5,000 individuals, or
 - For fish or invertebrate species, UoA mortalities represent less than 2% of total UoA catch.
- SA3.8.2.6 The team shall identify in the report all ETP/OOS species on which the UoA has a “negligible” impact and provide a rationale for considering them as such.
- SA3.8.3 At the SG80 level for scoring issue (a), if the ETP/OOS unit is a marine mammal and intentional harassment or intentional killing of that ETP/OOS unit is an integral part of the fishing operation, the team shall verify that it is estimated to be at or above favourable conservation status with a “high degree of certainty” (as per Table SA8).
- SA3.8.3.1 The team shall verify the status of the ETP/OOS unit using a quantitative estimate of the population size within the last 5 years that has been:
- Produced by an independent research organisation or has been independently verified, and
 - Made publicly available.
- SA3.8.3.2 “Intentional” shall mean any action that is not deemed to be “incidental” to fishing operations. ■
- The term “incidental” describes consequences or results that were neither intended nor anticipated.
- SA3.8.3.3 “Harassment” shall mean any act of pursuit, torment, or annoyance that has the potential to:
- Injure a marine mammal, or
 - Disturb a marine mammal by causing disruption of behavioural patterns, including, but not limited to, migration, breathing, nursing, breeding, feeding, or sheltering.

- SA3.8.3.4 “Integral part” shall mean a tactical or necessary part of the fishing operation of any vessel within the UoA.
- The term “tactical” describes actions instituted by the UoA whilst undertaking fishing operations (e.g. deploying or hauling fishing gear) that either make use of (e.g. used to help facilitate capture of target species), or target (e.g. pursue or encircle) marine mammals.
 - The term “necessary” describes actions required, or expected, to maximise catch or its efficiency.
- SA3.8.3.5 Where the team trigger SA3.8.3 for an ETP/OOS unit, the maximum score the team shall award for that unit is 80.
- SA3.8.3.6 The team shall apply SA3.8.3 irrespective of:
- Whether the UoA impact on the ETP/OOS unit is determined to be negligible as per SA3.8.2.5.
 - Whether the RBF is triggered for the relevant ETP/OOS unit.
 - Whether the client, or entities within the client group, are permitted to intentionally kill or harass marine mammals (i.e. through permits or other types of allowances).

SA3.9 ETP/OOS species management strategy PI (PI 2.2.2)

Table SA13: PI 2.2.2 ETP/OOS species management strategy PISGs

Component	PI	Scoring issues	SG60	SG80	SG100
ETP/OOS species	Management strategy 2.2.2 The UoA has precautionary management strategies in place designed to: – Ensure that incidental catches of the ETP/OOS unit are minimised and where possible eliminated – Ensure that the UoA does not hinder recovery to Favourable Conservation Status.	(a) Management strategy in place 	There are measures in place, if necessary , that are expected to minimise the UoA-related mortality of the ETP/OOS unit and achieve the ETP/OOS outcome SG80 level of performance.	There is a strategy in place, if necessary , that is expected to minimise the UoA-related mortality of the ETP/OOS unit and achieve the ETP/OOS outcome SG80 level of performance.	There is a comprehensive strategy in place that is expected to minimise the UoA-related mortality of the ETP/OOS unit and achieve the ETP outcome SG80 level of performance.
		(b) Management strategy effectiveness 		Evidence indicates that the measures, strategy, or comprehensive strategy have reduced or minimised the mortality of the ETP/OOS unit.	

Component	PI	Scoring issues	SG60	SG80	SG100
		(c) Review of alternative measures to minimise mortality of the ETP/OOS unit ■		There is a review at least once every 5 years of the alternative measures to minimise UoA-related mortality of the ETP/OOS unit and they are implemented as appropriate for the ETP/OOS unit.	There is a review that happens every 2 years of alternative measures to minimise UoA-related mortality of the ETP/OOS unit, and they are implemented, as appropriate for the ETP/OOS unit.
		(d) Shark finning	There is a high degree of certainty that shark finning is not taking place.		
		(e) Ghost gear management strategy	There are measures in place, if necessary , for the UoA that are expected to minimise ghost gear and its impact on the ETP/OOS unit.	There is a partial strategy in place for the UoA, if necessary , that is expected to minimise ghost gear and its impact on the ETP/OOS unit.	There is a strategy in place for the UoA, if necessary , that is expected to minimise ghost gear and its impact on the ETP/OOS unit.

SA3.9.1 In scoring issue (a), the team shall interpret “measures”/“strategy”/“comprehensive strategy” in place that is/are expected to minimise mortality as including “measures” that have been shown to minimise mortalities through:

- Spatial and/or temporal gear restrictions or closures, or
- Modification of fishing gears and practices, or
- Maximising the live release of individuals while ensuring the safety of the fishing crew.

SA3.9.1.1 The team shall justify how these measures are expected to minimise the UoA-related mortality based on at least 1 of the following:

- The use of best practice mitigation “measures”, where these have demonstrably achieved minimisation of mortalities of a species with a specific gear type.

- b. Comparison with similar fisheries and species (similar gear, area of operation, and interactions with the ETP/OOS unit).
 - c. From trials or application in the UoA itself.
- SA3.9.2 In scoring issue (b), the team shall review evidence and provide rationale on the effectiveness of the “measures”, “strategy”, or “comprehensive strategy” in achieving the objective of minimising mortality of the ETP/OOS unit.
 - SA3.9.2.1 Within the rationale, the team shall include evidence of “demonstratable reductions in ETP/OOS unit mortalities” since implementation of the “measures”/“strategy”/“comprehensive strategy”, unless ETP/OOS mortalities are “negligible”, as per SA3.8.2.5, or “minimised”.
 - a. The team shall interpret ETP/OOS unit mortalities as “minimised” when both of the following are met:
 - i. The ETP/OOS unit score meets at least the SG80 for ETP outcome (PI 2.2.1) scoring issue (a) or achieves a score of 80 or above when applying the RBF in the ‘MSC Fisheries Standard Toolbox’.
 - ii. The ETP/OOS unit score meets the SG100 for ETP Management (PI 2.2.2) scoring issue (a).
 - b. The team shall interpret “Demonstratable reductions in ETP/OOS unit mortalities” as a clear trend showing a decline in mortalities due to the implementation of “measures” described in SA3.9.1 since the “measures” were introduced.

Reviewing “alternative measures” for ETP/OOS species

- SA3.9.3 The CAB shall assess scoring issue (c) unless ETP mortalities are zero or “negligible”.
 - SA3.9.3.1 “Alternative measures” shall be interpreted as alternative fishing gear and practices (i.e. those not already used in the UoA prior to the review) that meet the criteria for “measures” that are expected to minimise mortality as per SA3.9.1.1.
 - SA3.9.3.2 “Implemented as appropriate for the ETP/OOS unit” shall be interpreted as situations where potential “alternative measures” reviewed are:
 - a. Determined to be more effective at minimising the mortality of the ETP/OOS unit than the current fishing gear and practices.
 - b. Determined to be comparable to existing measures in terms of effect on target species catch, and impacts on vessel and crew safety.
 - c. Determined to not negatively impact other species or habitats.

Shark finning

- SA3.9.4 If the ETP species is a shark, the team shall score scoring issue (d) following SA2.4.3–SA2.4.4.

Ghost gear management strategy

- SA3.9.5 In assessing scoring issue (e), the team shall apply SA3.6.3–4.
 - a. The team shall only assess scoring issue (e) when there are ETP/OOS scoring elements.
 - b. The term “if necessary”, used at SG60, SG80, and SG100, refers to whether the risk of ghost fishing or ghost gear impacts are either demonstrably absent or “negligible”.

SA3.10 ETP/OOS species information PI (PI 2.2.3)

Table SA14: PI 2.2.3 ETP/OOS species information PISGs

Component	PI	Scoring issues	SG60	SG80	SG100
ETP/OOS species	2.2.3 Information is adequate to determine the impact of the UoA on the ETP/OOS unit and the effectiveness of management measures or strategies in place.	(a) Information adequacy for assessment of impacts	Information is adequate to broadly understand the impact of the UoA on the ETP/OOS unit.	Information is adequate to estimate the impact of the UoA on the ETP/OOS unit, and to estimate whether the UoA may be a threat to its recovery, with a high degree of accuracy .	Information is adequate to estimate the impact of the UoA on the ETP/OOS unit, and to estimate whether the UoA may be a threat to its recovery, with a very high degree of accuracy .
		(b) Information adequacy for management strategy	Information is adequate to support measures to manage impacts on the ETP/OOS unit.	Information is adequate to support a strategy to manage impacts on the ETP/OOS unit, and to measure trends to evaluate the effectiveness of the measures to minimise mortality.	Information is adequate to support a comprehensive strategy to manage impacts on the ETP/OOS unit, and to evaluate the effectiveness of the measures to minimise mortality with a high degree of certainty .

SA3.10.1 In scoring issue (a), the team shall apply the Evidence Requirements Framework in [Tool B of the MSC Fisheries Standard Toolbox](#) to determine which scoring guidepost is met.

SA3.10.2 In scoring issue (b), the team shall use its expert judgement to consider the adequacy of information in relation to supporting the management “measures”, “strategy”, or “comprehensive strategy”.

SA3.11 Habitats outcome PI (PI 2.3.1)

Table SA15: PI 2.3.1 habitats outcome PISGs

Component	PI	Scoring issues	SG60	SG80	SG100
Habitats	Outcome status	(a) Less	The UoA is unlikely to reduce	The UoA is highly unlikely to	There is evidence that the UoA is

Component	PI	Scoring issues	SG60	SG80	SG100
	2.3.1 The UoA does not cause serious or irreversible harm to habitat structure and function, considered on the basis of the area covered by the governance body(ies) responsible for fisheries management in the area(s) where the UoA operates.	sensitive habitats	structure and function of less sensitive habitats to a point where there would be serious or irreversible harm .	reduce structure and function of less sensitive habitats to a point where there would be serious or irreversible harm .	highly unlikely to reduce structure and function of less sensitive habitats to a point where there would be serious or irreversible harm .
		(b) More sensitive habitats	The UoA is unlikely to reduce structure and function of more sensitive habitats to a point where there would be serious or irreversible harm .	The UoA is highly unlikely to reduce structure and function of more sensitive habitats to a point where there would be serious or irreversible harm .	There is evidence that the UoA is highly unlikely to reduce structure and function of more sensitive habitats to a point where there would be serious or irreversible harm .

- SA3.11.1 The team shall assess the habitats component in relation to the effects of the UoA on the structure and function of the habitats impacted by the UoA. ■
- Each different habitat shall be scored as a separate element.
 - If there is insufficient information for assessment of PI 2.3.1, the team shall use the RBF Consequence Spatial Analysis (CSA) (as defined by [A2.1.2 in the MSC Fisheries Standard Toolbox](#)).
 - The team may use the RBF CSA even if there is sufficient information to assess PI 2.3.1.
- SA3.11.2 If a benthic habitat is being assessed, the team shall recognise habitats based on the following habitat characteristics: ■
- Substratum – sediment type.
 - Geomorphology – seafloor topography.
 - Biota – characteristic floral and/or faunal group(s).
- SA3.11.3 The team shall determine and justify which habitats impacted by the UoA are less sensitive or more sensitive, as follows: ■
- The team shall define a less sensitive habitat as a habitat that would be able to recover to at least 80% of its unimpacted structure and function within 20 years if fishing were to cease entirely.

- b. The team shall define a more sensitive habitat as a habitat that would be unable to recover to at least 80% of its unimpacted structure and function within 20 years if fishing were to cease entirely.
- SA3.11.3.1 The team shall recognise habitats designated as FAO Vulnerable Marine Ecosystems (VMEs) as “more” sensitive habitats. ■
- SA3.11.3.2 The team shall determine whether a habitat is “less” or “more” sensitive, irrespective of its protection status.
- SA3.11.4 In the case of “less” sensitive habitats, the team shall interpret “serious or irreversible harm” as reductions in habitat structure and function, such that the habitat would be unable to recover at least 80% of its hypothetical climax state within 20 years if fishing on the habitat were to cease entirely. ■
- SA3.11.5 In the case of “more” sensitive habitats, the team shall interpret “serious or irreversible harm” as reductions in habitat structure and function below 80% of the unimpacted state. ■
- SA3.11.6 When assessing the status of habitats and the impacts of fishing, the team shall consider the full area managed by the local, regional, national, or international body(ies) responsible for fisheries management in the area(s) where the UoA operates, otherwise known as the “managed area”. ■
- SA3.11.6.1 The team shall use all available information (e.g. bioregional information) to determine the range and distribution of the habitat under consideration.
- SA3.11.6.2 The team shall use all available information to determine whether this distribution is entirely within the “managed area” or extends beyond the “managed area”.
- SA3.11.6.3 If a habitat’s range falls entirely within the “managed area”, the team shall consider the habitat’s range inside the “managed area”.
- SA3.11.6.4 If a habitat’s range extends beyond the “managed area”, the team shall consider the habitat’s range both inside and outside the “managed area”. ■

SA3.12 Habitats management strategy PI (PI 2.3.2) ■

Table SA16: PI 2.3.2 habitats management strategy PISGs

Component	PI	Scoring issues	SG60	SG80	SG100
Habitats	Management strategy 2.3.2 There is a strategy in place that is designed to ensure the UoA does not pose a risk of serious or irreversible harm to the habitats.	(a) Management strategy in place	There are measures in place, if necessary , that are expected to achieve the habitat outcome SG80 level.	There is a partial strategy in place, if necessary , that is expected to achieve the habitat outcome SG80 level or above.	There is a strategy in place for managing the impact of all MSC UoAs/non-MSC fisheries on habitats.

Component	PI	Scoring issues	SG60	SG80	SG100
		(b) Management strategy effectiveness	The measures, if necessary , are considered likely to work, based on plausible argument .	There is some evidence that the measures/ partial strategy, if necessary , is achieving the objectives set out in SI (a), based on information directly about the UoA and/or habitats involved.	There is evidence that the partial strategy/strategy is achieving the objectives set out in SI (a), based on information directly about the UoA and/or habitats involved.
		(c) Compliance with management requirements and other MSC UoAs'/non-MSC fisheries' measures to protect more sensitive habitats	Information is adequate to broadly understand compliance in the UoA with management requirements to protect more sensitive habitats.	Information is adequate to determine , with a high degree of accuracy , compliance in the UoA with both its management requirements and protection measures afforded to more sensitive habitats by other MSC UoAs/non-MSC fisheries, where relevant .	Information is adequate to determine , with a very high degree of accuracy , compliance in the UoA with both its management requirements and with protection measures afforded to more sensitive habitats by other MSC UoAs/non-MSC fisheries, where relevant .
		(d) Ghost gear management strategy	There are measures in place, if necessary , for the UoA that are expected to minimise ghost gear and its impact on all habitats.	There is a partial strategy in place for the UoA, if necessary , that is expected to minimise ghost gear and its impact on all habitats.	There is a strategy in place for the UoA, if necessary , that is expected to minimise ghost gear and its impact on all habitats.

SA3.12.1 The team shall consider the differences between “measures”, “partial strategy”, and “strategy” as they apply to habitat management. ■

SA3.12.1.1 In scoring issue (a) at the SG60 and SG80 levels, the “measures” or “partial strategy” respectively, for a UoA that encounters more sensitive habitats shall include, at a minimum: ■

- a. Requirements to comply with management “measures” to protect “more” sensitive habitats.
- b. Implementation by the UoA of precautionary measures to avoid encounters with “more” sensitive habitats and avoid potential serious or irreversible harm.

SA3.12.1.2 In scoring issue (a) at the SG100 level: ■

- a. The “strategy” for a UoA that encounters “more” sensitive habitats shall include a comprehensive management plan that is supported by a comprehensive impact assessment that determines that all fishing activities will not cause serious or irreversible harm to “more” sensitive habitats.
- b. A management “strategy” shall be in place for all UoAs, including those that do not regularly contact benthic habitats, because gear loss or unexpected benthic impact could occur.

SA3.12.2 The team shall score scoring issue (c) if:

- a. The UoA impacts a “more” sensitive habitat, and/or
- b. Another MSC UoA or non-MSC fishery, where relevant, impacts a “more” sensitive habitat within the UoA’s “managed area” (as defined in SA3.11.6).

SA3.12.2.1 For scoring issue (c), to avoid the possibility that the cumulative impact of MSC UoAs could cause serious or irreversible harm to “more” sensitive habitats, the team shall assess the extent to which the UoA:

- a. Takes into account and implements, “where relevant”, precautionary protection measures implemented by other MSC UoAs.
- b. Takes into account information from non-MSC fisheries, where available and “where relevant”.

SA3.12.2.2 In determining “where relevant”, the team shall include: ■

- a. Consideration only of areas where closure is clearly aimed at precautionary protection of more sensitive habitats, based on scientific rationale and best practice. The team shall not include closures that are designed for other purposes.
- b. Avoidance of closed areas arising from move-on rules and consideration of other “measures” implemented by all MSC UoAs.
- c. Avoidance of any relevant move-on areas implemented by non-MSC fisheries if the area coordinates are available.

SA3.12.3 In scoring issue (c), the team shall apply the Evidence Requirements Framework in [Tool B of the MSC Fisheries Standard Toolbox](#) to determine which guidepost is met.


Ghost gear management strategy

SA3.12.4 In assessing (d), the team shall apply SA3.6.3 and SA3.6.4.

SA3.12.4.1 The term “if necessary” used at SG60, SG80, and SG100 refers to whether the risk of ghost fishing or ghost gear impacts are either demonstrably absent or “negligible”.

SA3.13 Habitats information PI (PI 2.3.3)

Table SA17: PI 2.3.3 habitats information PISGs

Component	PI	Scoring issues	SG60	SG80	SG100
Habitats	Information 2.3.3 Information is adequate to determine the impact of the UoA on habitats, including changes in the risk posed by the UoA over time.	(a) Information quality	The types and distribution of habitats are broadly understood .	The nature, distribution, and vulnerability of habitats in the UoA area are known at a level of detail relevant to the scale and intensity of the UoA.	The distribution of habitats is known over their range, with particular attention given to the occurrence of vulnerable habitats.
		(b) Information adequacy for assessment of impacts	Information is adequate to broadly understand the impacts of gear use on habitats.	Information is adequate to estimate the impacts of the UoA on habitats with a high degree of accuracy .	Information is adequate to estimate the impacts of the UoA on habitats with a very high degree of accuracy .
		(c) Monitoring 		Adequate information continues to be collected to detect any increase in risk to habitats.	Changes in habitat distributions over time are measured.

SA3.13.1 The team shall interpret “vulnerability” for the SG80 and SG100 levels to mean the combination of:

- The likelihood that the gear would encounter the habitat.
- The likelihood that the habitat would be altered were an encounter between the gear and the habitat to occur.

SA3.13.2 In scoring issue (b), the team shall apply the [Evidence Requirements Framework in Tool B of the MSC Fisheries Standard Toolbox](#) to determine which guidepost is met.

SA3.14 Ecosystem outcome PI (PI 2.4.1)

Table SA18: PI 2.4.1 ecosystem outcome PISGs

Component	PI	Scoring issues	SG60	SG80	SG100
Ecosystem	<p>Outcome status</p> <p>2.4.1</p> <p>The UoA does not cause serious or irreversible harm to the key elements underlying ecosystem structure and function.</p>	(a) Ecosystem status	The UoA is unlikely to disrupt the key elements underlying ecosystem structure and function to a point where there would be serious or irreversible harm.	The UoA is highly unlikely to disrupt the key elements underlying ecosystem structure and function to a point where there would be serious or irreversible harm.	There is evidence that the UoA is highly unlikely to disrupt the key elements underlying ecosystem structure and function to a point where there would be serious or irreversible harm.

- SA3.14.1 This PI considers the wider ecosystem structure and function. The team shall score the direct effects of the UoA on other components of the assessment (i.e. P1 target species, in-scope species, ETP/OOS species, and habitats) separately to this PI.
- SA3.14.2 The team shall identify and describe the assessed ecosystem in relation to the spatial and temporal scale of the UoA and its intensity.
- SA3.14.3 The team shall identify and assess all relevant key ecosystem elements on which the UoA has an impact.
- SA3.14.4 The team shall interpret “key” ecosystem elements as: ■
- The features of an ecosystem considered most crucial to the ecosystem’s characteristic nature and dynamics.
 - The features most crucial to maintaining the integrity of its structure and functions and the key determinants of its resilience and productivity.
- SA3.14.5 The team shall identify whether the UoA impact on key ecosystem element(s) includes indirect effects on ETP/OOS units. ■
- SA3.14.5.1 The team shall evaluate whether any identified indirect impacts are “likely” to hinder the recovery of the ETP/OOS unit.
- SA3.14.5.2 Where it is determined that indirect impacts are “likely” to hinder recovery of ETP/OOS units, the team shall consider this to be evidence that the UoA is “likely” to disrupt the key elements underlying ecosystem structure and function to a point where there would be serious or irreversible harm.
- SA3.14.6 The team shall ensure that any qualitative analysis and/or expert judgements used to score a UoA at SG60 and SG80 are approximately equivalent to the quantitative probability interpretation in SA3.2.1 and Table SA8.
- SA3.14.6.1 The team shall provide justification for equivalence.
- SA3.14.6.2 The team shall use a range of informed viewpoints or alternative hypotheses to make qualitative judgements about the probability interpretation of the SG.

SA3.15 Ecosystem management strategy PI (PI 2.4.2)

Table SA19: PI 2.4.2 ecosystem management strategy PISGs

Component	PI	Scoring issues	SG60	SG80	SG100
Ecosystem	Management strategy 2.4.2 There are measures in place to ensure the UoA does not pose a risk of serious or irreversible harm to ecosystem structure and function.	(a) Management strategy in place ■	There are measures in place, if necessary , which considers the potential impacts of the UoA on the key elements underlying ecosystem structure and function.	There is a partial strategy in place, if necessary , that is expected to achieve the Ecosystem outcome SG80 level.	There is a strategy in place for managing the impact of the UoA on the key elements underlying ecosystem structure and function.
		(b) Management strategy effectiveness	The measures, if necessary , are considered likely to work, based on plausible argument.	There is some evidence that the measures/ partial strategy, if necessary , is achieving the objectives set out in scoring issue (a) based on some information directly about the UoA and/or the ecosystem involved.	There is evidence that the partial strategy/ strategy is achieving the objectives set out in scoring issue (a) based on information directly about the UoA and/or ecosystem involved.

SA3.15.1 In scoring issue (a), the team shall consider whether the management is capable of adapting to environmental changes.

SA3.15.2 In scoring issue (a) the team shall interpret “strategy” to include well-understood functional relationships between the UoA and the “key” elements of the ecosystem. ■

SA3.16 Ecosystem information PI (PI 2.4.3)

Table SA20: PI 2.4.3 ecosystem information PISGs

Component	PI	Scoring issues	SG60	SG80	SG100
Ecosystem	Information 2.4.3 There is adequate knowledge of the ecosystem and the main impacts of the UoA on key ecosystem elements.	(a) Information quality	Information is adequate to identify the key elements of the ecosystem.	Information is adequate to broadly understand the key elements of the ecosystem.	
		(b) Investigation of UoA impacts	Main impacts of the UoA on the key ecosystem elements can be inferred from existing information.	Main impacts of the UoA on the key elements of the ecosystem have been investigated in detail .	Main interactions between the UoA and the key ecosystem elements have been investigated in detail .
		(c) Understanding of component (i.e. P1 target species, in-scope and ETP/OOS species, and habitats) functions		The main functions of the components in the ecosystem are known .	The impacts of the UoA on the components are identified and the main functions of these components in the ecosystem are understood .
		(d) Monitoring		Adequate data continue to be collected to detect any increase in risk level.	Information is adequate to support the development of strategies to manage ecosystem impacts.

SA3.16.1 In scoring issue (d) the team shall interpret “information is adequate” to include an understanding of the effects of climate change on the natural productivity of the UoAs. ■

SA4 Principle 3

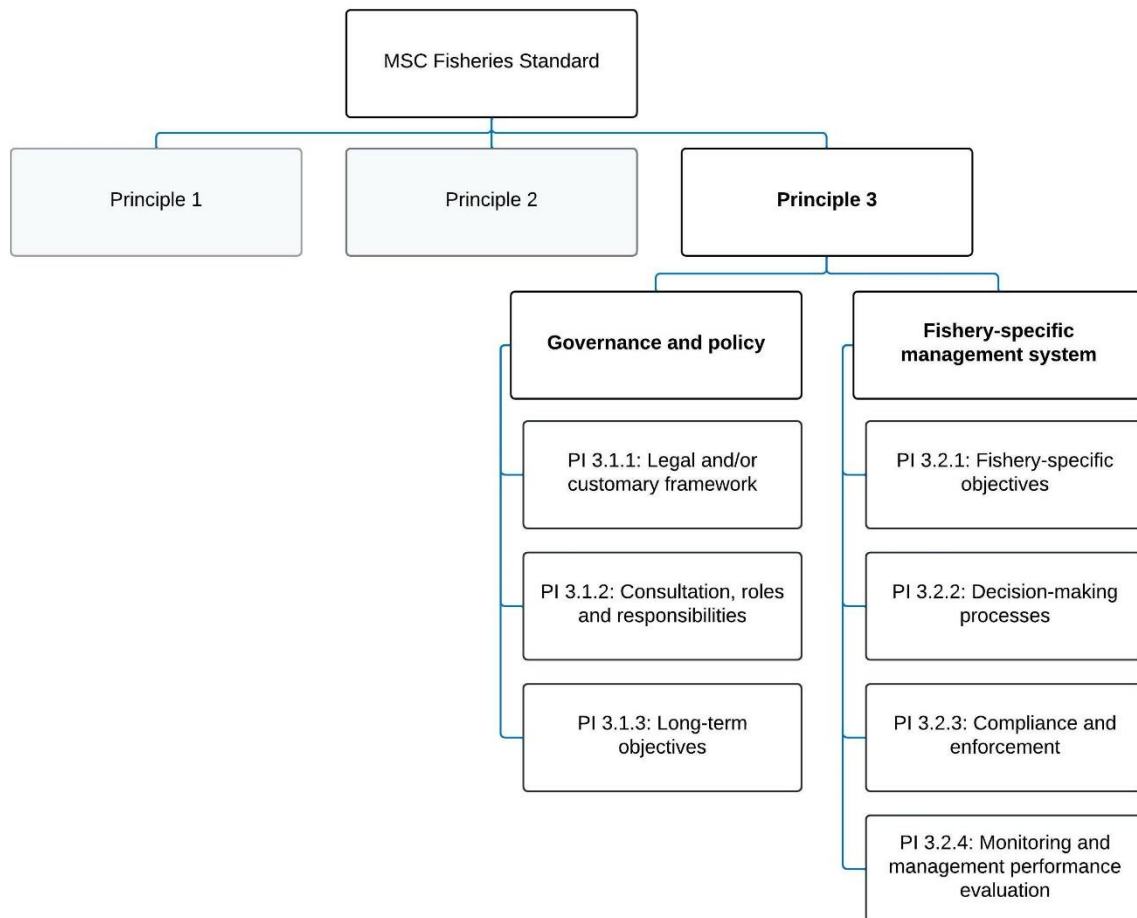


Figure SA4: Principle 3 default assessment tree

SA4.1 General requirements for Principle 3

- SA4.1.1 The team shall determine and document which jurisdictional category or combination of jurisdictional categories apply to the management system of the UoA, including: ▣
- Single jurisdiction.
 - Single jurisdiction with indigenous component.
 - Shared stocks.
 - Straddling stocks.
 - Stocks of highly migratory species (HMS).
 - Stocks of discrete high seas non-HMS
- SA4.1.1.1 The team shall consider formal, informal, and/or traditional management systems when assessing performance of UoAs under Principle 3.
- SA4.1.2 The team shall evaluate all UoAs under P3 PIs, regardless of whether or not the UoA is subject to international cooperation to manage stocks.
- SA4.1.3 The team shall not individually assess the performance of other fisheries' management bodies where they are also subject to international cooperation to manage the stock, except where they impact directly on P1 and P2 outcomes and/or P3 implementation. ▣

SA4.1.4 The team shall provide, in the rationale, evidence demonstrating the validity and robustness of the conclusions for scores that are based on the consideration of informal or traditional management systems.

SA4.1.4.1 The team shall obtain this evidence by: ☐

- a. Using different methods to collect information.
- b. Cross-checking opinions and views from different segments of the stakeholder community.

SA4.1.5 The team shall consider the scale and intensity of the UoA in determining the appropriateness of the management system.

SA4.2 Principle 3 terminology

SA4.2.1 The term “explicit” as used in P3 scoring guideposts shall refer to:

- a. Formally codified or documented management “measures” and mechanisms, and/or
- b. Informal management “measures” and mechanisms that are well established and effective.

SA4.2.1.1 In scoring management performance in the continuum from implicit to “explicit”, the team shall consider:

- a. The extent to which such management “measures”, whether formal or informal, are established in the UoA.
- b. How well they are understood and applied by users within the UoA.
- c. The extent to which such measures are considered durable and unambiguous.

SA4.3 Legal and/or customary framework PI (PI 3.1.1) ☐

Table SA21: PI 3.1.1 legal and/or customary framework PISGs

Component	PI	Scoring issues	SG60	SG80	SG100
Governance and policy	Legal and/or customary framework 3.1.1 The management system exists within an appropriate and effective legal and/or customary framework that ensures that it: – Is capable of delivering sustainability in the UoA(s). – Observes the legal	(a) Compatibility of laws or standards with effective management <input type="checkbox"/>	There is an effective national legal system and a framework for cooperation with other parties, where necessary, to deliver management outcomes consistent with MSC Principles 1 and 2.	There is an effective national legal system and organised and effective cooperation with other parties, where necessary, to deliver management outcomes consistent with MSC Principles 1 and 2.	There is an effective national legal system and binding procedures governing cooperation with other parties that deliver management outcomes consistent with MSC Principles 1 and 2.
		(b) Resolution of disputes <input type="checkbox"/>	The management system incorporates or is subject	The management system incorporates or is subject	The management system incorporates or is subject

Component	PI	Scoring issues	SG60	SG80	SG100
	rights created explicitly or established by custom of people dependent on fishing for food or livelihood. – Incorporates an appropriate dispute resolution framework.		by law to a mechanism for the resolution of legal disputes arising within the system.	by law to a transparent mechanism for the resolution of legal disputes, which is considered to be effective in dealing with most issues and that is appropriate to the context of the UoA.	by law to a transparent mechanism for the resolution of legal disputes, which is appropriate to the context of the fishery and has been tested and proven to be effective .
		(c) Respect for rights ■	The management system has a mechanism to generally respect the legal rights created explicitly or established by custom of people dependent on fishing for food or livelihood in a manner consistent with the objectives of MSC Principles 1 and 2.	The management system has a mechanism to observe the legal rights created explicitly or established by custom of people dependent on fishing for food or livelihood in a manner consistent with the objectives of MSC Principles 1 and 2.	The management system has a mechanism to formally commit to the legal rights created explicitly or established by custom of people dependent on fishing for food and livelihood in a manner consistent with the objectives of MSC Principles 1 and 2.

SA4.3.1 At the SG60 level for scoring issue (a), the team shall interpret “compatibility of laws or standards with effective management” as follows:


- a. For a UoA not subject to international cooperation for management of the stock, this means:
 - i. The existence of national laws, agreements, and policies governing the actions of all the authorities and actors involved in managing the UoA.
 - ii. That these laws, agreements, and/or policies provide a framework for cooperation between national entities on national management issues, as appropriate for the context, size, scale, or intensity of the UoA.
- b. For a UoA subject to international cooperation for management of the stock, for example, shared, straddling, HMS, and high seas non-HMS, this means:

- i. The fishery is not conducted under a “controversial” “unilateral” “exemption” to an “international agreement”, and ■
 - ii. National and international laws, arrangements, agreements, and policies exist that govern the actions of the authorities and actors involved in managing the UoA, and
 - iii. A framework for cooperation with other territories, sub-regional, or regional fisheries management organisations exists, or
 - iv. Other bilateral/multilateral arrangements exist that create the cooperation required to deliver sustainable management under the obligations of the United Nations Convention on the Law of the Sea (UNCLOS) Articles 63(2), 64, 118, and 119, and the 1995 United Nations Fish Stocks Agreement (UNFSA) Article 8.
- SA4.3.1.1 Cooperation shall at least deliver the intent of UNFSA Article 10 paragraphs relating to: ■
- a. The collection and sharing of scientific data.
 - b. The scientific assessment of stock status.
 - c. Development of scientific advice.
- SA4.3.1.2 The flag state of participants in the UoA shall have at least cooperating non-member status within a relevant sub-regional or regional fisheries management organisation, or another bilateral/multilateral arrangement, if such exists.
- SA4.3.2 At the SG80 level for scoring issue (a), the team shall interpret “compatibility of laws or standards with effective management” as follows:
- a. For a UoA not subject to international cooperation for management of the stock, this means:
 - i. The existence of national laws, agreements, and policy governing the actions of all the authorities and actors involved in managing the UoA.
 - ii. That these laws, agreements, and/or policies also provide for organised cooperation between national entities on national management issues; for example, between regional and national management, state and federal management, indigenous, and other groups.
 - b. For a UoA subject to international cooperation for management of the stock, this means: ■
 - i. The existence of national and international laws, agreements and policies governing the actions of the authorities and actors involved in managing the UoA.
 - ii. That effective regional and/or international cooperation creates a comprehensive cooperation under the obligations of UNCLOS Articles 63(2), 64, 118, 119, and UNFSA Article 8.
 - iii. That cooperation shall at least deliver the intent of UNFSA Article 10 paragraphs relating to the collection, sharing, and dissemination of scientific data; the scientific assessment of stock status and development of management advice; the agreement and delivery of management actions consistent with this sustainable management advice; and on monitoring and control.
 - iv. That the flag state of fishery participants in the UoA shall be members of the relevant organisation or participants in the arrangement, or agree to apply the conservation and management measures established by the organisation or arrangement, if such organisation or arrangement exists.
- SA4.3.3 At the SG100 level for scoring issue (a), the team shall interpret “compatibility of laws or standards with effective management” as follows: ■
- a. For a UoA not subject to international cooperation for management of the stock, this means:

- i. National laws, agreements, and policies governing the actions of all the authorities and actors involved in managing the UoA.
 - ii. That these laws, agreements, and/or policies also provide for a formal system for cooperation between national entities; for example, between regional and national management, state and federal management, indigenous, and other groups.
- b. For a UoA subject to international cooperation for management of the stock, this means:
 - i. The existence of national laws, agreements, and policies governing the actions of the authorities and actors involved in managing the UoA.
 - ii. That binding legislation exists governing comprehensive international cooperation under the obligations of UNCLOS Articles 63(2), 64, 118, 119, and UNFSA Articles 8 and 10.
 - iii. That cooperation under the regional fisheries management organisation (RFMO)/arrangement, and the actions of the RFMO, shall demonstrably and effectively deliver UNFSA Article 10.
- SA4.3.3.1 The team shall interpret across SGs 60, 80, and 100 that “effective national legal system” means that the client can provide objective evidence that most of the essential features and elements needed to deliver sustainable fisheries are present in:
 - a. A coherent, logical set of practices or procedures, or
 - b. Within a coherent, logical, supporting, “rule-making” structure.
- SA4.3.4 At the SG60 level for scoring issue (b), the team shall expect that the UoA is not subject to disputes that overwhelm the fishery enough to prevent it from meeting the objectives of MSC P1 and P2. ■
- SA4.3.5 For scoring issue (c), the team shall not make its own judgements or unilateral decisions about whether or not custom or national treaties relating to aboriginal or indigenous people have conferred rights upon any particular group or individual.
 - SA4.3.5.1 The use of the term “treaties” shall not include international treaties, or treaties between states or nations, and is limited in this context to national treaties relating specifically to aboriginal or indigenous people. ■
- SA4.3.6 The team shall interpret “generally respect” in scoring issue (c) at SG60 to mean that there is some evidence that the legal and/or customary framework for managing fisheries considers the legal rights created explicitly or established by custom of people dependent on fishing for food or livelihood, and their long-term interests.
- SA4.3.7 The team shall interpret “observe” in scoring issue (c) at SG80 to mean that:
 - a. There are more-formal arrangements such as bylaws or regulations that make explicit the requirement to consider the legal rights created explicitly or by custom of people dependent on fishing for food or livelihood.
 - b. Those people’s long-term interests are taken into account within the legal and/or customary framework for managing fisheries.
- SA4.3.8 The team shall interpret “formally commit” in scoring issue (c) at SG100 to mean that the client can demonstrate a mandated legal basis where rights are fully codified within the fishery management system, and/or its policies and procedures for managing fisheries under a legal framework.

SA4.4 Consultation, roles, and responsibilities PI (PI 3.1.2)

Table SA22: PI 3.1.2 consultation, roles, and responsibilities PISGs

Component	PI	Scoring issues	SG60	SG80	SG100
Governance and policy	<p>Consultation, roles and responsibilities</p> <p>3.1.2</p> <p>The management system has effective consultation processes that are open to interested and affected parties. The roles and responsibilities of organisations and individuals who are involved in the management process are clear and understood by all relevant parties.</p>	(a) Roles and responsibilities	Organisations and individuals involved in the management process have been identified. Functions, roles, and responsibilities are generally understood .	Organisations and individuals involved in the management process have been identified. Functions, roles, and responsibilities are explicitly defined and well understood for key areas of responsibility and interaction.	Organisations and individuals involved in the management process have been identified. Functions, roles, and responsibilities are explicitly defined and well understood for all areas of responsibility and interaction.
		(b) Consultation processes 	The management system includes consultation processes that obtain relevant information from the main affected parties, including local knowledge , to inform the management system.	The management system includes consultation processes that regularly seek and accept relevant information, including local knowledge . The management system demonstrates consideration of the information obtained.	The management system includes consultation processes that regularly seek and accept relevant information, including local knowledge . The management system demonstrates consideration of the information and explains how it is used or not used .
		(c) Participation		The consultation process	The consultation process

Component	PI	Scoring issues	SG60	SG80	SG100
				provides opportunity for all interested and affected parties to be involved.	provides opportunity and encouragement for all interested and affected parties to be involved, and facilitates their effective engagement.

- SA4.4.1 The team shall focus scoring on the effectiveness and transparency of the consultation processes implemented by fishery managers to obtain and consider information from a wide range of sources, including local knowledge, for input into a broad range of decisions, policies, and practices within the management system. ■
- SA4.4.2 The team shall not focus scoring under this PI on the type of information obtained, nor on mandating for what or how it must be used.
- SA4.4.3 The team shall verify that consultation processes within the management system include consideration of consultation processes at the management system level and fishery-specific management systems that occur within it.
- SA4.4.4 The team shall consider consultation processes that exist at a multinational level and a national level, subject to SA4.1.3.
- SA4.4.5 The team shall interpret “local knowledge” to mean: ■
- Qualitative information, and/or
 - Anecdotal information, and/or
 - Quantitative information, and/or
 - Data that comes from individuals or groups local to the fisheries managed under the UoA's management system.

SA4.5 Long-term objectives PI (PI 3.1.3) ■

Table SA23: PI 3.1.3 long-term objective PISGs

Component	PI	Scoring issues	SG60	SG80	SG100
Governance and policy	Long-term objectives 3.1.3 The management policy has clear long-term objectives to guide decision-making that	(a) Objectives ■	Long-term objectives to guide decision-making, consistent with the MSC Fisheries Standard and the precautionary approach , are	Clear long-term objectives that guide decision-making, consistent with the MSC Fisheries Standard and the precautionary	Clear long-term objectives that guide decision-making, consistent with the MSC Fisheries Standard and the precautionary approach , are

Component	PI	Scoring issues	SG60	SG80	SG100
	are consistent with the MSC Fisheries Standard, and incorporates the precautionary approach .		implicit within management policy .	approach , are explicit within management policy .	explicit within and required by management policy .

- SA4.5.1 The team shall interpret “management policy” to mean outside the specific UoA, hence at a higher level or within a broader context than the fishery-specific management system.
- SA4.5.2 The team shall interpret the “precautionary approach” for the purposes of scoring this PI to mean:
- Being cautious when information is uncertain, unreliable, or inadequate.
 - That the absence of adequate scientific information shall not be used as a reason for postponing or failing to take conservation and management measures.

SA4.6 Fishery-specific management system PIs

- SA4.6.1 The team shall ensure that all aspects of the fishery-specific management system are appropriate to the scale, intensity, and cultural context of the fishery.

SA4.7 Fishery-specific objectives PI (PI 3.2.1)

Table SA24: PI 3.2.1 fishery-specific objectives PISGs

Component	PI	Scoring issues	SG60	SG80	SG100
Fishery-specific management system	<p>Fishery-specific objectives</p> <p>3.2.1</p> <p>The fishery-specific management system has clear, specific objectives designed to achieve the outcomes expressed by MSC Principles 1 and 2.</p>	(a) Objectives ■	Objectives , which are broadly consistent with achieving the outcomes expressed by MSC Principles 1 and 2, are implicit within the fishery-specific management system.	Short- and long-term objectives , which are consistent with achieving the outcomes expressed by MSC Principles 1 and 2, are explicit within the fishery-specific management system.	Well-defined and measurable short- and long-term objectives , which are demonstrably consistent with achieving the outcomes expressed by MSC Principles 1 and 2, are explicit within the fishery-specific management system.

SA4.7.1 The team shall verify that the individual harvest or management strategies that are scored in PIs under P1 and P2 are consistent with the fishery-specific objectives being scored under P3.

SA4.7.1.1 The team shall assess objectives under this PI.

SA4.7.1.2 The team shall assess strategies that implement the objectives under P1 and P2.

SA4.7.2 The team shall interpret “measurable” at SG100 to mean that, in addition to setting fishery-specific objectives that make broad statements, objectives are operationally defined in such a way that performance against the objective can be measured. ▣

SA4.8 Decision-making processes PI (PI 3.2.2)

Table SA25: PI 3.2.2 decision-making processes PISGs

Component	PI	Scoring issues	SG60	SG80	SG100
Fishery-specific management system	Decision-making processes 3.2.2 The fishery-specific management system includes effective decision-making processes that result in measures and strategies to achieve the objectives, and has an appropriate approach to actual disputes in the fishery.	(a) Decision-making processes ▣	There are some decision-making processes in place that result in measures and strategies to achieve the fishery-specific objectives.	There are established decision-making processes that result in measures and strategies to achieve the fishery-specific objectives.	
		(b) Responsive-ness of decision-making processes ▣	Decision-making processes respond to serious issues identified in relevant research, monitoring, evaluation, and consultation, in a transparent, timely, and adaptive manner, and take some account of the wider implications of decisions.	Decision-making processes respond to serious and other important issues identified in relevant research, monitoring, evaluation, and consultation, in a transparent, timely, and adaptive manner, and take account of the wider implications of decisions.	Decision-making processes respond to all issues identified in relevant research, monitoring, evaluation, and consultation, in a transparent, timely, and adaptive manner, and take account of the wider implications of decisions.


Component	PI	Scoring issues	SG60	SG80	SG100
		(c) Use of precautionary approach		Decision-making processes use the precautionary approach and are based on best available information.	
		(d) Accountability and transparency of management system and decision-making process ■	Some information on the fishery's performance and management action is generally available on request to stakeholders.	Information on the fishery's performance and management action is available on request , and explanations are provided for any actions or lack of action associated with findings and relevant recommendations emerging from research, monitoring, evaluation, and review activity.	Formal reporting to all interested stakeholders provides comprehensive information on the fishery's performance and management actions and describes how the management system responded to findings and relevant recommendations emerging from research, monitoring, evaluation, and review activity.
		(e) Approach to disputes ■	Although the management authority or fishery may be subject to continuing court challenges, it is not indicating a disrespect or defiance of the law by repeatedly violating the	The management system or UoA is attempting to comply in a timely fashion with judicial decisions arising from any legal challenges.	The management system or UoA acts proactively to avoid legal disputes or rapidly implements judicial decisions arising from legal challenges.

Component	PI	Scoring issues	SG60	SG80	SG100
			same law or regulation necessary for the sustainability of the fishery.		

- SA4.8.1 The team shall verify that the absence of adequate scientific information is not used as a reason for postponing or failing to take conservation and management measures.
- SA4.8.2 At SG80 and SG100, the team shall interpret the “precautionary approach” in this PI to mean that decision-making processes use caution when information is uncertain, unreliable, or inadequate.
- SA4.8.3 At SG100, the team shall verify that resulting measures and strategies from decision-making processes involve comprehensive, integrated measures or holistic strategies, rather than individual or single measures.
- SA4.8.4 In assessing scoring issue (d), the team shall consider:
- Public access to information on the fishery’s performance and fisheries data.
 - Availability of information to stakeholders on actions taken by management that have implications for sustainable use of fisheries resources.
 - Transparency of the decision-making process, so that it is clear to all stakeholders that decisions were arrived at based on available evidence and due process.
- SA4.8.4.1 At the SG60 level, the team should make available to all stakeholders on request at least a general summary of information on subsidies, allocation, compliance, and fisheries management decisions.
- SA4.8.4.2 At the SG80 level, in addition to the information provided at the SG60 level, the team should make available to all stakeholders:
- Information on decisions.
 - Fisheries data supporting decisions.
 - The reasons for decisions.
- SA4.8.4.3 At the SG100 level, the information listed in the SG60 and SG80 levels shall be comprehensive and available openly, publicly, and regularly to all stakeholders.

SA4.9 Compliance and enforcement PI (PI 3.2.3)

Table SA26: PI 3.2.3 compliance and enforcement PISGs

Component	PI	Scoring issues	SG60	SG80	SG100
Fishery-specific management system	Compliance and enforcement 3.2.3 Monitoring, control, and	(a) MCS system 	MCS mechanisms exist within the UoA.	An MCS system exists within the UoA.	A comprehensive MCS system is well established within the UoA.

Component	PI	Scoring issues	SG60	SG80	SG100
	surveillance (MCS) mechanisms ensure the management measures in the UoA are enforced and complied with.	(b) Sanctions ■	Sanctions to address non-compliance exist within the UoA.	Sanctions to address non-compliance exist, which are appropriate to the UoA, and are applied.	Comprehensive sanctions to address non-compliance exist that are appropriate to the UoA and are consistently applied.
		(c) Compliance (information)	Information is adequate to broadly understand compliance in the UoA.	Information is adequate to estimate compliance in the UoA with a high degree of accuracy .	Information is adequate to estimate compliance in the UoA with a very high degree of accuracy .
		(d) Compliance (outcome) ■	Systematic non-compliance of regulations specific to governing sustainable fishing practices on the water is not evident within the UoA.	Majority of regulations, including all regulations specific to governing sustainable fishing practices on the water, are likely to be complied with.	Majority of regulations, including all regulations specific to governing sustainable fishing practices on the water, are consistently complied with.

SA4.9.1 The team's judgement on this PI shall be informed, to the extent possible, by independent and credible information from relevant compliance and enforcement agencies or individuals and/or stakeholders.

SA4.9.2 In scoring issue (d), the team shall include compliance with regulations associated with "protected habitats" and "protected species".

SA4.9.2.1 The team shall interpret "protected habitats" to mean habitats that have been afforded a level of protection by a competent authority.

SA4.9.2.2 The team shall interpret "protected species" to mean species, stocks, or populations that have been listed in national ETP legislation.

SA4.9.3 The team shall, at SG100 for scoring issue (a), consider whether the MCS systems are comprehensive in relation to their coverage, the independence of the systems, and the internal checks and balances.


SA4.9.4 In scoring issue (c), the team shall apply the [Evidence Requirements Framework in Tool B of the MSC Fisheries Standard Toolbox](#) to determine which guidepost is met.

SA4.9.5 In scoring issue (d), the team shall interpret "systematic non-compliance" to mean the recurring infringement of regulations specific to governing sustainable fishing practices on the water.

SA4.10 Monitoring and management performance evaluation PI (PI 3.2.4)

Table SA27: PI 3.2.4 monitoring and management performance evaluation PISGs

Component	PI	Scoring issues	SG60	SG80	SG100
Fishery-specific management system	Monitoring and management performance evaluation 3.2.4 There is a system for monitoring and evaluating the performance of the fishery-specific management system against its objectives. There is effective and timely review of the fishery-specific management system.	(a) Evaluation coverage	There are mechanisms in place to evaluate some parts of the fishery-specific management system.	There are mechanisms in place to evaluate key parts of the fishery-specific management system.	There are mechanisms in place to evaluate all parts of the fishery-specific management system.
		(b) Internal and/or external review	The fishery-specific management system is subject to occasional internal review.	The fishery-specific management system is subject to regular internal and occasional external review .	The fishery-specific management system is subject to regular internal and external review.

SA4.10.1 The team shall interpret “external review” at SG80 and 100 to mean external to the fishery-specific management system, but not necessarily international. 

SA4.10.2 The team shall interpret “occasional” and “regular” relative to the intensity of the UoA.

End of Section SA

Section SB: Modifications to the default assessment tree for enhanced bivalves – normative

Modifications to the default assessment tree structure to be used in enhanced bivalve fishery assessments.

SB1 General

SB1.1 General requirements

SB1.1.1 The team shall apply Section SB as a supplement to Section SA in all enhanced bivalve fishery assessments.

SB1.1.1.1 This Section includes only additions or modifications to the default assessment tree and requirements in Section SA.

SB1.1.1.2 Unless otherwise noted, all other Section SA PISGs and requirements apply.

SB2 Principle 1

SB2.1 General requirements for Principle 1

SB2.1.1 The team shall clearly define in the Announcement Comment Draft Report (FCP 7.8) the type of enhanced bivalve fishery that will be assessed.

SB2.1.2 The team shall make an initial evaluation of whether there is evidence that an enhanced CAG bivalve fishery negatively impacts the parent stock.

SB2.1.3 The team shall make an initial evaluation of whether there is translocation.

SB2.1.3.1 The team shall include in the rationale whether translocation negatively impacts the parent stock.

SB2.1.4 If an enhanced CAG bivalve fishery does not involve translocations, and there is no evidence that it negatively impacts the parent stock, the team may choose not to score Principle 1.

SB2.1.4.1 The team shall include a rationale for this decision in the 'MSC Notification Report Form' and Full Assessment Report.

SB2.1.4.2 If Principle 1 is not to be scored, Row 1 in FCP Table PC3 is not applicable.

SB2.1.5 If there are translocations within an enhanced CAG bivalve fishery, the team shall score Principle 1 PIs in accordance with the RBF requirements (Tool A of the MSC Fisheries Standard Toolbox).

SB2.1.5.1 The team shall conduct the assessment on all sources of seed stock used in the fishery.

SB2.1.5.2 The team shall score enhanced CAG bivalve fisheries that involve translocations against the genetic outcome PI 1.1.3.

SB2.1.6 The team shall score bivalve fisheries that involve hatchery enhancement and that are assessed as HAC fisheries against Principle 1 PIs as per the default assessment tree in Section SA or the RBF requirements in Tool A of the MSC Fisheries Standard Toolbox.

SB2.1.6.1 The team shall score enhanced HAC bivalve fisheries against the genetic component PIs 1.1.3, 1.2.5, and 1.2.6.

SB2.2 Genetic outcome PI (PI 1.1.3)

Table SB1: PI 1.1.3 genetic outcome PISGs

Component	PI	Scoring issues	SG60	SG80	SG100
Genetics	Genetic outcome 1.1.3 The fishery has negligible discernible impact on the genetic structure of the population.	(a) Genetic impact of enhancement activity	The fishery is unlikely to impact genetic structure of wild populations to a point where there would be serious or irreversible harm.	The fishery is highly unlikely to impact genetic structure of wild populations to a point where there would be serious or irreversible harm.	An independent peer-reviewed scientific assessment confirms with a high degree of certainty that there are no risks to the genetic structure of the wild population associated with the enhancement activity.

SB2.3 Genetic management PI (PI 1.2.5)

Table SB2: PI 1.2.5 genetic management PISGs

Component	PI	Scoring issues	SG60	SG80	SG100
Genetics	Genetic management 1.2.5 There is a strategy in place for managing the hatchery enhancement activity such that it does not pose a risk of serious or irreversible harm to the genetic	(a) Genetic management strategy in place	There are measures in place, if necessary , which are expected to maintain the genetic structure of the population at levels compatible with the SG80 genetic outcome level of performance (PI 1.1.3).	There is a partial strategy in place, if necessary , which is expected to maintain the genetic structure of the population at levels compatible with the SG80 genetic outcome level of performance (PI 1.1.3).	There is a strategy in place to maintain the genetic structure of the population at levels compatible with the SG80 genetic outcome level of performance (PI 1.1.3).

Component	PI	Scoring issues	SG60	SG80	SG100
	diversity of the wild population.	(b) Genetic management strategy evaluation ▣	The measures are considered likely to work based on plausible argument.	There is some objective basis for confidence that the partial strategy will work based on information directly relevant to the population(s) involved.	The strategy is based on in-depth knowledge of the genetic structure of the population, and testing supports high confidence that the strategy will work.
		(c) Genetic management strategy implementation		There is some evidence that the partial strategy is being implemented successfully, if necessary .	There is clear evidence that the strategy is being implemented successfully . There is some evidence that the strategy is achieving its overall objective .

SB2.4 Genetic information PI (PI 1.2.6)

Table SB3: PI 1.2.6 genetic information PISGs

Component	PI	Scoring issues	SG60	SG80	SG100
Genetics	Genetic information 1.2.6 Information on the genetic structure of the population is adequate to determine the risk posed by the enhancement activity and the effectiveness of the	(a) Information quality	Qualitative or inferential information is available on the genetic structure of the population. Information is adequate to broadly understand the likely impact of hatchery enhancement.	Qualitative or inferential information and some quantitative information are available on the genetic structure of the population. Information is sufficient to estimate the likely impact of hatchery enhancement.	The genetic structure of the population is understood in detail . Information is sufficient to estimate the impact of hatchery enhancement with a high degree of certainty .

Component	PI	Scoring issues	SG60	SG80	SG100
	management of genetic diversity.	(b) Information adequacy for genetic management strategy	Information is adequate to support measures to manage main genetic impacts of the enhancement activity on the stock, if necessary .	Information is adequate to support a partial strategy to manage the main genetic impacts of the enhancement activity on the stock, if necessary .	Information is adequate to support a comprehensive strategy to manage the genetic impacts of the enhancement activity on the stock and evaluate with a high degree of certainty whether the strategy is achieving its objective.

SB3 Principle 2

SB3.1 General requirements for Principle 2

SB3.1.1 All Principle 2 PIs in Section SA are applicable to enhanced HAC bivalve fisheries.

SB3.1.2 The team shall not score enhanced CAG bivalve fisheries based solely on spat collection for the in-scope species PIs. ■

SB3.1.2.1 The team shall score enhanced CAG bivalve fisheries involving dredging for seed against the in-scope species PIs as per Section SA.

SB3.1.3 For enhanced CAG bivalve fisheries, the team shall score PIs for ETP/OOS species as per the requirements in Section SA.

SB3.1.4 For enhanced CAG bivalve fisheries, the team shall score PIs for habitats and ecosystems as per Section SA.

SB3.1.4.1 The team shall take into account the specific habitat and ecosystem impacts associated with enhanced CAG bivalve fisheries.

SB3.1.4.2 For suspended culture systems, the team's scoring shall consider the habitat impacts of bio-deposition and benthic organic enrichment, and the ecosystem and carrying capacity impacts of localised phytoplankton depletion from bivalve filtration. ■

SB3.1.5 If an enhanced CAG bivalve fishery involves the translocation of seed or adult shellfish, the team shall score the fishery against the translocation PISGs 2.5.1, 2.5.2, and 2.5.3.

SB3.1.6 The team shall score Principle 2 PIs from the default assessment tree for all sources of seed stock for CAG bivalve fisheries involving translocations, except as specified in SB3.1.2.

SB3.2 Translocation outcome PI (PI 2.5.1)


Table SB4: PI 2.5.1 translocation outcome PISGs

Component	PI	Scoring issues	SG60	SG80	SG100
Translocation	<p>Translocation outcome</p> <p>2.5.1</p> <p>The translocation activity has negligible discernible impact on the surrounding ecosystem.</p>	(a) Impact of translocation activity ■	The translocation activity is unlikely to introduce diseases, pests, pathogens, or non-native species into the surrounding ecosystem.	The translocation activity is highly unlikely to introduce diseases, pests, pathogens, or non-native species into the surrounding ecosystem.	There is evidence that the translocation activity is highly unlikely to introduce diseases, pests, pathogens, or non-native species into the surrounding ecosystem.

SB3.3 Translocation management PI (PI 2.5.2)

Table SB5: PI 2.5.2 translocation component

Component	PI	Scoring issues	SG60	SG80	SG100
Translocation	<p>Translocation management</p> <p>2.5.2</p> <p>There is a strategy in place for managing translocations such that the fishery does not pose a risk of serious or irreversible harm to the surrounding ecosystem.</p>	(a) Translocation management strategy in place	There are measures in place which are expected to protect the surrounding ecosystem from the translocation activity at levels compatible with the SG80 translocation outcome level of performance (PI 2.5.1).	There is a partial strategy in place, if necessary , that is expected to protect the surrounding ecosystem from the translocation activity at levels compatible with the SG80 translocation outcome level of performance (PI 2.5.1).	There is a strategy in place for managing the impacts of translocation on the surrounding ecosystem.
		(b) Translocation management	The measures are considered likely to work	A valid documented risk assessment	An independent peer-reviewed scientific

Component	PI	Scoring issues	SG60	SG80	SG100
		strategy evaluation 	based on plausible argument.	or equivalent environmental impact assessment demonstrates that the translocation activity is highly unlikely to introduce diseases, pests, pathogens, or non-native species into the surrounding ecosystem.	assessment confirms with a high degree of certainty that there are no risks to the surrounding ecosystem associated with the translocation activity.
		(c) Translocation contingency measures		Contingency measures have been agreed in the case of an accidental introduction of diseases, pests, pathogens, or non-native species due to the translocation.	A formalised contingency plan in the case of an accidental introduction of diseases, pests, pathogens, or non-native species due to the translocation is documented and available.

SB3.4 Translocation information PI (PI 2.5.3)

Table SB6: PI 2.5.3 translocation component

Component	PI	Scoring issues	SG60	SG80	SG100
Translocation	<p>Translocation information</p> <p>2.5.3</p> <p>Information on the impact of the translocation activity on the environment is adequate to determine the risk posed by the fishery.</p>	(a) Information quality	Information is available on the presence or absence of diseases, pests, pathogens, and non-native species at the source and destination of the translocated stock to guide the management strategy and reduce the risks associated with the translocation.	Information is sufficient to adequately inform the risk and impact assessments required in the SG80 translocation management level of performance (PI 2.5.2).	Information from frequent and comprehensive monitoring demonstrates no impact from introduced diseases, pests, and non-native species with a high degree of certainty .

SB4 Principle 3

SB4.1 General requirements for Principle 3

- SB4.1.1 The team shall score enhanced bivalve fisheries against Principle 3 PIs as per Section SA, with the exception of CAG fisheries, where P1 is not scored.
- SB4.1.2 If P1 is not scored, the team shall focus P3 scoring on whether or not the appropriate and effective legal and/or customary framework is capable of delivering sustainable fisheries in accordance with P2 PISGs.

End of Section SB

Section SC: Modifications to the default assessment tree for salmon fisheries – normative

Modifications to the default assessment tree structure, including the PISGs for each of the 3 MSC Principles to be used in salmon fishery assessments. ■

SC1 General

SC1.1 General requirements

SC1.1.1 The team shall apply Section SC as a supplement to Section SA in all salmon fishery assessments. ■

SC1.1.1.1 Only additions or modifications in relevant sections of the default assessment tree and requirements are included in this Section.

SC1.1.2 The team shall score salmon fisheries against all PIs and scoring issues in Section SC.

SC1.1.3 The team shall interpret key words or phrases used in Section SC as per Table SC1. ■

Table SC1: Terms and definitions

Term	Definition and discussion
Artificial production	The artificial propagation of fish that are released into the natural environment. Artificial production is commonly used to increase the number of fish available to be caught or to rebuild depleted populations. It includes hatchery operations.
Artificially produced fish	Those fish whose parents spawned in a hatchery or artificial habitat as described above.
Biological Escapement Goal (BEG)	The escapement that provides the greatest potential for maximum sustainable yield. ²
Diversity (of salmon)	The genetic variation and adaptations to different environments that have accumulated between populations of salmon.
Enhancement	Artificial intervention in the natural life cycle of salmon. This may include artificial production as defined above or other measures such as spawning channels, and lake fertilisation.
Population	A component of a stock management unit (SMU). Population refers to the wild production components that may occupy different locations at different times. A population could be a group of interbreeding salmon that is relatively isolated, hence relatively demographically uncoupled from other such groups, and is likely to be adapted to the local habitat.
Production (of salmon)	Recruits per spawner x total spawners. The total production of the population.

² Alaska Department of Fish and Game. (N.d.) Alaska fisheries sonar – escapement goals.

Term	Definition and discussion
Productivity (of salmon)	The number of recruits per spawner. The term productivity is used in Section SA to mean productivity at the stock, not individual level. The team should consider this when assessing salmon fisheries.
Productivity (related to the ecological community or the ecosystem)	The rate of biomass production per unit area per time.
S _{MSY}	Spawner abundance at maximum sustainable yield. ³
Stock management unit	A group of 1 or more salmon populations. Generally, fishery management goals have been established by the management agency at this aggregate level. SMU is a broad management concept; not every population with a defined goal need be an individual SMU, but may be part of an SMU. For salmon fishery assessments, “stock” in Section SA refers to the SMU level.
Wild fish	F1 generation fish whose parents spawned in the wild, regardless of parental lineage. Wild fish are also referred to as natural-origin fish.

³ Department of Fisheries and Oceans. (2013) Proceedings of the National Workshop for Technical Expertise in Stock Assessment (TESA): Maximum Sustainable Yield (MSY) Reference Points and the Precautionary Approach when Productivity Varies. DFO Can. Sci. Advis. Sec. Proceed. Ser. 2012/055

SC2 Principle 1

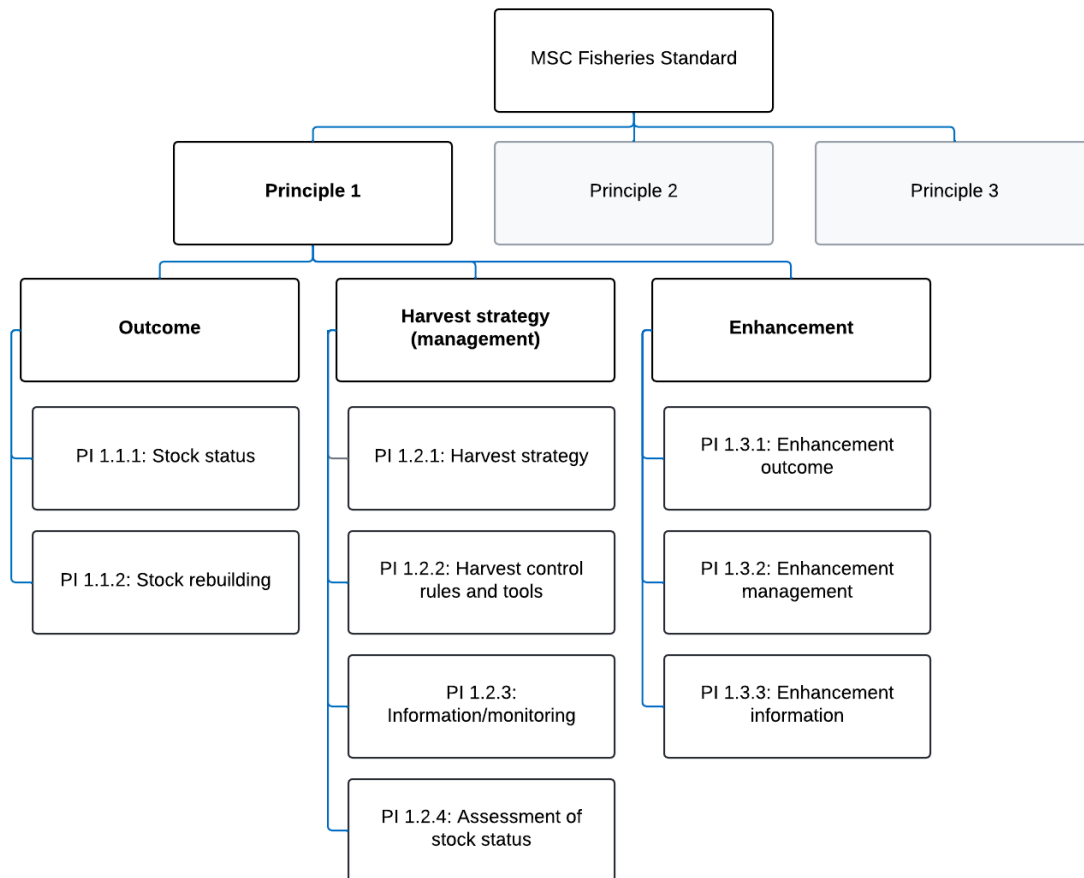



Figure SC1: Principle 1 modified default assessment tree for salmon fisheries

SC2.1 General requirements for Principle 1


- SC2.1.1 The team shall consider the unique population structure of salmon in its assessment of Principle 1. ■
- SC2.1.2 The team shall regard stock management units (SMUs) as equivalent to single stocks in Section SA.
- SC2.1.3 Where Section SA default requirements apply, this is specifically noted in that section for Principle 1.

SC2.2 Stock status PI (PI 1.1.1)

Table SC2: PI 1.1.1 stock status PISGs

Component	PI	Scoring issues	SG60	SG80	SG100
Outcome	Stock status 1.1.1 The SMU is at a level which maintains high production and has a low probability of falling below its LRP.	(a) Stock status	It is likely that the SMU is above the LRP.	It is highly likely that the SMU is above the LRP.	There is a high degree of certainty that the SMU is above the LRP.
		(b) Stock status in relation to the TRP. 		The SMU is at or fluctuating around its TRP.	There is a high degree of certainty that the SMU has been fluctuating around its TRP, or has been above its TRP over recent years.
		(c) Status of component populations.			The majority of component populations in the SMU are within the range of expected variability.


Scoring stock status


SC2.2.1 In scoring PI 1.1.1 for salmon fisheries, the level of the LRPs and TRPs shall be consistent with the intent in SA PI 1.1.1 for the outcome PIs. 

SC2.2.1.1 The LRP shall be a level at which the SMU has a high probability of:

- Persistence in the presence of directed fishing.
- Recovery to high production in the absence of directed fishing.

SC2.2.1.2 The TRP, generally expressed as a target escapement goal or target harvest rate, shall be a level at which the SMU maintains high production, such as BEGs or S_{MSY} .

SC2.2.2 In an enhanced fishery, the team shall assess status based solely on the wild salmon in the SMU. 

SC2.2.2.1 The team shall not include artificially produced fish when assessing spawning escapement goals, or other surrogate reference points. 

SC2.2.2.2 If no distinction is made between wild fish and artificially produced fish in estimates of spawning escapements or other surrogate reference points, the team shall score stock status lower than in cases where wild fish are enumerated separately.

SC2.2.3 The team shall consider the following in scoring PI 1.1.1 for salmon, reflecting the periodic recruitment patterns of these species. ■

SC2.2.3.1 Stock status: taking into consideration the specific dynamics of salmon stocks, the fishery shall meet the SG60 requirement in PI 1.1.1 scoring issue (a) if the average SMU spawning stock size is above the LRP.

SC2.2.3.2 The terms “likely”, “highly likely”, and “high degree of certainty” are used to allow for qualitative and quantitative evaluation. Where time-series data are available, the team shall interpret:

- a. “Likely” to mean $\geq 60\%$ of the 15 most recent years (≥ 9 of the 15 years).
- b. “Highly likely” to mean $\geq 80\%$ of the 15 most recent years (≥ 12 of the 15 years).
- c. “High degree of certainty” to mean $> 90\%$ of the 15 most recent years.

SC2.2.3.3 Stock status in relation to TRPs: in scoring issue (b) of PI 1.1.1, where time-series data is available, the team shall interpret:

- a. “Fluctuating around” at the SG80 level to mean an SMU meeting its TRP in $\geq 50\%$ of the 15 most recent years (≥ 8 of the 15 years).
- b. A “high degree of certainty” at the SG100 level to mean that the SMU has met its TRP in $\geq 80\%$ of the 15 most recent years (≥ 12 of the 15 years).

SC2.2.3.4 Status of component populations: scoring issue (c) allows for qualitative and/or quantitative analysis. If population-specific reference points are neither defined, nor individual populations monitored, the team may make a reasoned argument based on expert judgement and qualitative information to score this scoring issue.


- a. Fishing should allow for the persistence of component populations, recognising that at any point in time there are “likely” to be some populations at low and high productivity in the absence of fishing.



SC2.2.4 SA2.2.2–SA2.2.7 shall also apply.

SC2.3 Stock rebuilding PI (PI 1.1.2) ■

Table SC3: PI 1.1.2 stock rebuilding PISGs

Component	PI	Scoring issues	SG60	SG80	SG100
Outcome	Stock rebuilding 1.1.2 Where the SMU is reduced, there is evidence of stock rebuilding within a specified timeframe.	(a) Rebuilding timeframes	A rebuilding timeframe is specified for the SMU that is the shorter of 20 years or 2 times its generation time .		The shortest practicable rebuilding timeframe is specified that does not exceed 1 generation time for the SMU.
		(b) Rebuilding evaluation	Monitoring is in place to determine whether the fishery-based rebuilding strategies are effective	There is evidence that the fishery-based rebuilding strategies are being implemented	There is strong evidence that the rebuilding strategies are being implemented effectively, or

Component	PI	Scoring issues	SG60	SG80	SG100
			in rebuilding the SMU within the specified timeframe.	effectively, or it is likely based on simulation modelling, exploitation rates, or previous performance that they will be able to rebuild the SMU within the specified timeframe .	it is highly likely based on simulation modelling, exploitation rates, or previous performance that they will be able to rebuild the SMU within the specified timeframe .
		(c) Use of enhancement in stock rebuilding 	Enhancement activities are not routinely used as a stock rebuilding strategy but may be temporarily in place as a conservation measure to preserve or restore wild diversity threatened by human or natural impacts.	Enhancement activities are very seldom used as a stock rebuilding strategy.	Enhancement activities are not used as a stock rebuilding strategy.

- SC2.3.1 The team shall only score this PI when stock status does not meet the SG80 level in PI 1.1.1 because of low stock levels, such that the SMU needs rebuilding. 
- SC2.3.2 The team shall assess and verify that no fisheries are targeting or otherwise excessively harvesting populations that are below biologically based limits during the SMU rebuilding period. 
- SC2.3.3 In scoring issue (a), at the SG60 level, for cases where the time for 2 generations is less than 5 years, the rebuilding timeframe is up to 5 years.
- SC2.3.4 In scoring issue (c), the team shall interpret:
- “Routinely” as built into a long-term management strategy or used in lieu of wild salmon population management.
 - “Very seldom” as used only for short-term emergency cases that do not form part of a long-term management or rebuilding strategy.
- SC2.3.5 SA2.3.2–SA2.3.5 shall also apply.

SC2.4 Harvest strategy PI (PI 1.2.1)

Table SC4: PI 1.2.1 harvest strategy PISGs

Component	PI	Scoring issues	SG60	SG80	SG100
Harvest strategy (management)	Harvest strategy 1.2.1 There is a robust and precautionary harvest strategy in place.	(a) Harvest strategy design	The harvest strategy is expected to achieve SMU management objectives reflected in PI 1.1.1 SG80, including measures that address component population status issues.	The harvest strategy is responsive to the state of the SMU, and the elements of the harvest strategy work together towards achieving SMU management objectives reflected in PI 1.1.1 SG80, including measures that address component population status issues.	The harvest strategy is responsive to the state of the SMU and is designed to achieve SMU management objectives reflected in PI 1.1.1 SG80, including measures that address component population status issues.
		(b) Harvest strategy evaluation	The harvest strategy is likely to work based on prior experience or plausible argument.	The harvest strategy has been tested and is expected to meet the objectives reflected in PI 1.1.1 SG80 or there is evidence that the harvest strategy is achieving its objectives reflected in PI 1.1.1 SG80.	The performance of the harvest strategy has been evaluated and evidence exists to show that it is achieving its objectives reflected in PI 1.1.1 SG80, including being clearly able to maintain SMUs at target levels.
		(c) Harvest strategy monitoring	Monitoring is in place that is expected to determine whether the harvest strategy is working.		

Component	PI	Scoring issues	SG60	SG80	SG100
		(d) Harvest strategy review			The harvest strategy is periodically reviewed and improved as necessary.
		(e) Review of alternative measures	There has been a review of the potential effectiveness and practicality of alternative measures to minimise UoA-related mortality of unwanted catch of the target stock.	There is a review every 5 years of alternative measures to minimise UoA-related mortality of unwanted catch of the target stock and they are implemented as appropriate.	There is a review every 2 years of the potential effectiveness and practicality of alternative measures to minimise UoA-related mortality of unwanted catch of the target stock, and they are implemented, as appropriate.

SC2.4.1 In scoring issue (a), the team shall evaluate whether fishery managers attempt to minimise harvest of any weak component population(s) within the SMU through differential harvest. ■

SC2.4.2 In scoring issue (a), the team shall consider whether the harvest strategy of a salmon fishery with artificial production is designed to control exploitation rates on wild stocks in order to allow for self-sustaining, locally adapted wild populations. ■

SC2.4.3 SA2.4.1–SA2.4.5 shall also apply.

SC2.5 Harvest control rules and tools PI (PI 1.2.2) ■

Table SC5: PI 1.2.2 HCRs and tools PISGs

Component	PI	Scoring issues	SG60	SG80	SG100
Harvest strategy	HCRs and tools 1.2.2 There are well-defined and effective HCRs in place.	(a) HCR design and application	Generally understood HCRs are in place that are expected to reduce the exploitation rate as the SMU LRP is approached.	Well-defined HCRs are in place that ensure that the exploitation rate is reduced as the LRP is approached and are	The HCRs are expected to keep the SMU fluctuating at or above a target level consistent with MSY or another more appropriate level, taking

Component	PI	Scoring issues	SG60	SG80	SG100
				expected to keep the SMU fluctuating around a target level consistent with MSY.	into account the ecological role of the stock, most of the time.
		(b) HCR robustness to uncertainty		The HCRs are likely to be robust to the main uncertainties.	The HCRs take account of a wide range of uncertainties, including the ecological role of the SMU, and there is evidence that the HCRs are robust to the main uncertainties.
		(c) HCR evaluation	There is some evidence that tools used or available to implement HCRs are appropriate and effective in controlling exploitation.	Available evidence indicates that the tools in use are appropriate and effective in achieving the exploitation levels required under the HCRs.	Evidence clearly shows that the tools in use are effective in achieving the exploitation levels required under the HCRs.
		(d) Maintenance of wild component populations	It is likely that the HCRs and tools are consistent with maintaining the diversity and productivity of the wild component populations.	It is highly likely that the HCRs and tools are consistent with maintaining the diversity and productivity of the wild component populations.	There is a high degree of certainty that the HCRs and tools are consistent with maintaining the diversity and productivity of the wild component populations.

SC2.5.1 In scoring issue (a), the team shall consider whether the HCRs and tools are capable of maintaining the SMU at an abundance consistent with high production.

SC2.5.2 In scoring issue (d), the team shall consider empirical and/or analytical evidence, such as field evidence and/or simulations of multiple population complexes, that supports the likelihood that the established set of HCRs and tools will result in the abundance and spatial/temporal distribution of component populations consistent with maintaining their diversity and productivity. ▣

SC2.5.3 The following shall also apply:

- a. SA2.5.1–SA2.5.3.

SC2.6 Information and monitoring PI (PI 1.2.3) ▣

Table SC6: PI 1.2.3 information and monitoring PISGs

Component	PI	Scoring issues	SG60	SG80	SG100
Harvest strategy	Information and monitoring 1.2.3 Relevant information is collected to support the harvest strategy.	(a) Range of information ▣	Some relevant information related to SMU structure, SMU production, and fleet composition is available to support the harvest strategy, including indirect or direct information is available on some component populations.	Sufficient relevant information related to SMU structure, SMU production, fleet composition and other data is available to support the harvest strategy, including harvests and spawning escapements for a representative range of wild component populations.	A comprehensive range of information, including some that may not be relevant to the current harvest strategy, is available.
		(b) Monitoring	SMU wild abundance and UoA removals are monitored and at least 1 indicator is available and monitored with sufficient frequency to support the harvest strategy.	SMU wild abundance and UoA removals are regularly monitored at a level of accuracy and coverage consistent with the harvest strategy, and 1 or more indicators	All information required by the harvest strategy is monitored with high frequency and a high degree of certainty, and there is a good understanding of the inherent uncertainties in the information (data) and the robustness of

Component	PI	Scoring issues	SG60	SG80	SG100
				are available and monitored with sufficient frequency to support the harvest strategy.	assessment and management to this uncertainty.
		(c) Comprehensiveness of information		There is good information on all other fishery removals from the SMU .	

SC2.6.1 For scoring issue (a), at the SG80 level, “sufficient relevant information” shall include direct evidence and/or analysis and risk assessments. ▣

SC2.6.2 SA2.6.1–SA2.6.6 shall also apply.

SC2.7 Assessment of stock status PI (PI 1.2.4) ▣

Table SC7: PI 1.2.4 assessment of stock status PISGs

Component	PI	Scoring issues	SG60	SG80	SG100
Harvest strategy	Assessment of stock status 1.2.4 There is an adequate assessment of the stock status of the SMU.	(a) Appropriateness of assessment to stock under consideration		The assessment is appropriate for the SMU and for the harvest strategy.	The assessment takes into account the major features relevant to the biology of the species and the nature of the UoA.
		(b) Assessment approach ▣	The assessment estimates stock status relative to generic reference points appropriate to salmon.	The assessment estimates stock status relative to reference points that are appropriate to the SMU and can be estimated.	The assessment estimates with a high level of confidence both stock status and reference points that are appropriate to the SMU and its wild component populations.

Component	PI	Scoring issues	SG60	SG80	SG100
		(c) Uncertainty in the assessment	The assessment identifies major sources of uncertainty.	The assessment takes uncertainty into account .	The assessment takes into account uncertainty and is evaluating stock status relative to reference points in a probabilistic way.
		(d) Evaluation of assessment			The assessment has been tested and shown to be robust, and alternative hypotheses and assessment approaches have been rigorously explored.
		(e) Peer review of assessment		The assessment of SMU status, including the choice of indicator populations and methods for evaluating wild salmon in enhanced fisheries, is subject to peer review.	The assessment, including design for using indicator populations and methods for evaluating wild salmon in enhanced fisheries, has been internally and externally peer reviewed.
		(f) Representativeness of indicator stocks ■	Where indicator stocks are used as the primary source of information for making	Where indicator stocks are used as the primary source of information for making	Where indicator stocks are used as the primary source of information for making

Component	PI	Scoring issues	SG60	SG80	SG100
			management decisions on SMUs, there is some scientific basis for the choice of indicators.	management decisions on SMUs, there is some evidence of coherence between the status of the indicator streams and the status of the other populations they represent within the management unit, including selection of indicator stocks with low productivity to match those of the representative SMU where applicable.	management decisions on SMUs, the status of the indicator streams are well correlated with other populations they represent within the management unit, including stocks with lower productivity.
		(g) Definition of SMUs ▣	The majority of SMUs are defined with a clear rationale for conservation, fishery management, and stock assessment requirements.	The SMUs are well defined and include definitions of the major populations, with a clear rationale for conservation, fishery management, and stock assessment requirements.	There is an unambiguous description of each SMU that may include the geographic location, run timing, migration patterns, and/or genetics of component populations, with a clear rationale for conservation, fishery management, and stock assessment requirements.

SC2.7.1 In scoring issue (b), the team shall assess whether reference points will maintain the S_{MSY} or similarly abundant levels. ▣

SC2.7.1.1 In enhanced salmon fisheries, the team shall consider whether the reference points are based only on wild fish. ▣

SC2.7.1.2 TRPs shall be a level at which the SMU maintains high production, such as BEGs or S_{MSY} .

SC2.7.2 In scoring issue (f), the team shall evaluate factors such as number, spatial distribution, and migration timing of the indicator stocks relative to the SMU. ■

SC2.7.3 In scoring issue (g), the definition of SMUs shall reflect an understanding of the population structure, including information on the component populations. ■

SC2.7.3.1 In defining SMUs, the team shall assess whether wild and artificially influenced components are clearly distinguished. ■

SC2.8 General requirements for enhancement PIs

SC2.8.1 The team shall score all salmon fisheries against the enhancement PIs.

SC2.8.1.1 Where there are no enhancement activities associated with the UoA, the default score for these enhancement PIs shall be 100.

SC2.8.2 The team shall interpret key words or phrases used in the enhancement PIs in Section SC as per Table SC8.

Table SC8: Enhancement terms and definitions ■

Term	Definition and discussion
Habitat enhancement	<p>The team should consider any modification to habitat that increases the production beyond the normative processes of the habitat, with the intent of increasing fishery production, to be artificial production.</p> <p>The team may consider habitat modification intended to return habitat to its normative state to be restoration. The team does not need to consider this under the enhancement PIs.</p>
Hatchery enhancement	Hatchery operations, such as seeding of a lake with fish released after being raised in a hatchery.
“Integrated” hatchery production	Where a hatchery population is associated with a wild population and the hatchery program is managed, intentionally or in practice, in such a way that gene flow from the wild to the hatchery population is non-negligible.
pHOS	The proportion of hatchery-origin fish spawning naturally contributing to the natural spawning population. The team should use the simple 4-year arithmetic mean for the purpose of assessments.
pNOB	The proportion of natural-origin (wild) fish contributing to the hatchery broodstock . The team should use the simple 4-year arithmetic mean for the purpose of assessments.
“Segregated” hatchery production	Where hatchery populations are maintained as isolated reproductive groups and hatchery fish do not stray into and spawn with wild populations, or do so only to a very limited extent.
Stray rate	The proportion of fish that do not home accurately and return to some other location.

SC2.9 Enhancement outcomes PI (PI 1.3.1) ■

Table SC9: PI 1.3.1 enhancement outcomes PISGs

Component	PI	Scoring issues	SG60	SG80	SG100
Fishery enhancement	Enhancement outcomes 1.3.1 Enhancement activities do not negatively impact the wild stock(s).	(a) Enhancement impacts ■	It is likely that the enhancement activities do not have significant negative impacts on the local adaptation, reproductive performance, or productivity and diversity of wild stocks.	It is highly likely that the enhancement activities do not have significant negative impacts on the local adaptation, reproductive performance, or productivity and diversity of wild stocks.	There is a high degree of certainty that the enhancement activities do not have significant negative impacts on the local adaptation, reproductive performance, or productivity and diversity of wild stocks.

SC2.9.1 The team shall determine the method used to score this PI based on the level of available information.

- SC2.9.1.1 If relevant studies on enhancement outcomes are available, the team shall use these to score this PI. ■
- SC2.9.1.2 If there are no relevant studies on enhancement outcomes, but estimated pHOS and proportion of natural-origin, wild fish contributing to the hatchery broodstock (pNOB) values are available, the team shall use these to score this PI in relation to default values appropriate to the species and type of enhancement. ■
- SC2.9.1.3 If neither relevant studies nor estimates of pHOS nor pNOB are available, the team shall use expert judgement to score this PI using a precautionary approach. ■

SC2.10 Enhancement management PI (PI 1.3.2)

Table SC10: PI 1.3.2 enhancement management PISGs

Component	PI	Scoring issues	SG60	SG80	SG100
Fishery enhancement	Enhancement management 1.3.2 Effective enhancement and fishery	(a) Management strategy in place ■	Practices and protocols are in place to protect wild stocks from significant	There is a partial strategy in place to protect wild stocks from significant	There is a comprehensive strategy in place to protect wild stocks from significant negative

Component	PI	Scoring issues	SG60	SG80	SG100
	strategies are in place to address effects of enhancement activities on wild stock(s).		negative impacts of enhancement.	negative impacts of enhancement.	impacts of enhancement.
		(b) Management strategy evaluation	The practices and protocols in place are considered likely to be effective based on plausible argument.	There is some objective basis for confidence that the strategy is effective, based on evidence that the strategy is achieving the outcome metrics used to define the minimum detrimental impacts.	There is clear evidence that the comprehensive strategy is successfully protecting wild stocks from significant detrimental impacts of enhancement.

SC2.10.1 The team shall assess whether management seeks to minimise the number and proportion of hatchery fish interbreeding with wild fish in natural spawning areas. ■

SC2.11 Enhancement information PI (PI 1.3.3) ■

Table SC11: PI 1.3.3 enhancement information PISGs

Component	PI	Scoring issues	SG60	SG80	SG100
Fishery enhancement	Enhancement information 1.3.3 Relevant information is collected, and assessments are adequate to determine the effect of enhancement activities on wild stock(s).	(a) Information adequacy ■	Some relevant information is available on the contribution of enhanced fish to the fishery harvest, total escapement, and hatchery broodstock.	Sufficient relevant qualitative and quantitative information is available on the contribution of enhanced fish to the fishery harvest, total escapement, and hatchery broodstock.	A comprehensive range of relevant quantitative information is available on the contribution of enhanced fish to the fishery harvest, total escapement, and hatchery broodstock.
		(b) Use of information in assessment	The effect of enhancement activities on wild-stock status, productivity,	A moderate-level analysis of relevant information is conducted	A comprehensive analysis of relevant information is conducted

Component	PI	Scoring issues	SG60	SG80	SG100
			and diversity are taken into account qualitatively.	and used by decision makers to quantitatively estimate the impact of enhancement activities on wild-stock status, productivity, and diversity.	and routinely used by decision makers to determine, with a high degree of certainty , the quantitative impact of enhancement activities on wild-stock status, productivity, and diversity.

SC2.11.1 In scoring issue (a), “information” shall include the marking and monitoring of artificially produced fish. ■

SC2.11.2 In its assessment, the team shall consider the methods of artificial production. ■

SC3 Principle 2

SC3.1 General requirements for Principle 2

SC3.1.1 All Principle 2 PIs in Section SA shall apply.

SC3.1.2 This section includes only additions and modifications.

SC3.1.3 The team shall explicitly consider enhancement activities that are associated with the fishery.

SC3.1.4 The team shall score all Performance Indicators and Scoring Issues even in the absence of enhancement activities.

SC3.2–9 No modifications to Section SA

SC3.10 ETP/OOS species outcome PI (PI 2.2.1)

Table SC12: PI 2.2.1 ETP/OOS species outcome PISGs

Component	PI	Scoring issues	SG60	SG80	SG100
ETP/OOS species	<p>Outcome status</p> <p>2.2.1</p> <p>The ETP/OOS unit is at favourable conservation status, or the UoA and associated enhancement activities do not hinder recovery to this level.</p>	(a) Direct effects	The direct effects of the UoA, including enhancement activities, are unlikely to hinder recovery of the ETP/OOS unit to favourable conservation status.	The direct effects of the UoA, including enhancement activities, are highly unlikely to hinder recovery of the ETP/OOS unit to favourable conservation status.	There is a high degree of certainty that the direct effect of the UoA, including enhancement activities, do not hinder recovery of the ETP/OOS unit to favourable conservation status.

SC3.11 ETP/OOS species management strategy PI (PI 2.2.2)

Table SC13: PI 2.2.2 ETP/OOS species management strategy PISGs

Component	PI	Scoring issues	SG60	SG80	SG100
ETP/OOS species	<p>Management strategy</p> <p>2.2.2</p> <p>The UoA and associated enhancement activities have precautionary management strategies designed to:</p> <ul style="list-style-type: none"> – Ensure that incidental catches of the ETP/OOS unit are minimised 	(a) Management strategy in place	There are measures in place, if necessary , that are expected to minimise the UoA- and enhancement related-mortality of the ETP/OOS unit and achieve the ETP/OOS outcome SG80 level of performance.	There is a strategy in place, if necessary , that is expected to minimise the UoA- and enhancement related-mortality of the ETP/OOS unit and achieve the ETP/OOS outcome SG80 level of performance.	There is a comprehensive strategy in place that is expected to minimise the UoA- and enhancement related-mortality of the ETP/OOS unit and achieve the ETP/OOS outcome SG80 level of performance.

Component	PI	Scoring issues	SG60	SG80	SG100
	and where possible eliminated. – Ensure that the ETP/OOS unit is at favourable conservation status, or the UoA and associated enhancement activities do not hinder recovery to this level.	(b) Management strategy effectiveness		Evidence indicates that the measures, strategy, or comprehensive strategy have reduced or minimised the mortality of the ETP/OOS unit.	
		(c) Review of alternative measures to minimise mortality of the ETP/OOS unit		There is a review every 5 years of the alternative measures to minimise UoA- and enhancement related-mortality of the ETP/OOS unit, and they are implemented as appropriate for the ETP/OOS unit.	There is a review every 2 years of alternative measures to minimise UoA- and enhancement related-mortality of the ETP/OOS unit, and they are implemented, as appropriate, for the ETP/OOS unit.
		(d) Shark finning	There is a high degree of certainty that shark finning is not taking place.		
		(e) Ghost gear management strategy	There are measures in place, if necessary , for the UoA and associated enhancement activities, that are expected to minimise ghost gear and its impact on the ETP/OOS unit.	There is a partial strategy in place for the UoA and associated enhancement activities, if necessary , that is expected to minimise ghost gear and its impact on the ETP/OOS unit.	There is a strategy in place for the UoA and associated enhancement activities, if necessary , that is expected to minimise ghost gear and its impact on the ETP/OOS unit.

SC3.12 ETP/OOS species information (PI 2.2.3)

Table SC14: PI 2.2.3 ETP/OOS species information PISGs

Component	PI	Scoring issues	SG60	SG80	SG100
ETP/OOS species	2.2.3 Information is adequate to determine the impact of the UoA and enhancement activities on the ETP/OOS unit and the effectiveness of management measures or strategies in place.	(a) Information adequacy for assessment of impacts	Information is adequate to broadly understand the impact of the UoA and associated enhancement activities on the ETP/OOS unit.	Information is adequate to estimate the impact of the UoA and associated enhancement activities on the ETP/OOS unit, and to estimate whether the UoA and associated enhancement activities may be a threat to its recovery, with a high degree of accuracy .	Information is adequate to estimate the impact of the UoA and associated enhancement activities on the ETP/OOS unit, and to estimate whether the UoA and associated enhancement activities may be a threat to its recovery, with a very high degree of accuracy .
		(b) Information adequacy for management strategy	Information is adequate to support measures to manage the impacts on the ETP/OOS unit.	Information is adequate to support a strategy to manage impacts on the ETP/OOS unit, and to measure trends to evaluate the effectiveness of the measures to minimise mortality.	Information is adequate to support a comprehensive strategy to manage impacts on the ETP/OOS unit, and to evaluate the effectiveness of the measures to minimise mortality with a high degree of certainty .

SC3.13 Habitats outcome PI (PI 2.3.1)

Table SC15: PI 2.3.1 habitats outcome PISGs

Component	PI	Scoring issues	SG60	SG80	SG100
Habitats	<p>Outcome status</p> <p>2.3.1</p> <p>The UoA and its associated enhancement activities do not cause serious or irreversible harm to habitat structure and function, considered on the basis of the area covered by the governance body(ies) responsible for fisheries management in the area(s) where the UoA operates.</p>	(a) Less sensitive habitats	The UoA and its associated enhancement activities, is unlikely to reduce structure and function of less sensitive habitats to a point where there would be serious or irreversible harm.	The UoA and its associated enhancement activities is highly unlikely to reduce structure and function of less sensitive habitats to a point where there would be serious or irreversible harm.	There is evidence that the UoA and its associated enhancement activities is highly unlikely to reduce structure and function of less sensitive habitats to a point where there would be serious or irreversible harm.
		(b) More sensitive habitats	The UoA and its associated enhancement activities is unlikely to reduce structure and function of more sensitive habitats to a point where there would be serious or irreversible harm.	The UoA and its associated enhancement activities is highly unlikely to reduce structure and function of more sensitive habitats to a point where there would be serious or irreversible harm.	There is evidence that the UoA and its associated enhancement activities is highly unlikely to reduce structure and function of more sensitive habitats to a point where there would be serious or irreversible harm.
		(c) Impacts due to enhancement activities within the UoA ■	The enhancement activities are unlikely to have adverse impacts on habitat.	The enhancement activities are highly unlikely to have adverse impacts on habitat.	There is a high degree of certainty that the enhancement activities do not have adverse impacts on habitat.

SC3.13.1 The team shall interpret “habitat” in this PI to include, but not be limited to:

- a. Water quality.
- b. Access for wild fish to spawning habitat.
- c. Quality of stream habitat. ■

SC3.13.2 The team shall assess impacts that result from the physical operation of the culture facility are not necessarily evaluated in the context of some broader regional resource consequence.

SC3.13.2.1 The enhancement-related habitat modifications shall have minimal adverse impacts on the surrounding habitats. ■

SC3.14 Habitats management strategy PI (PI 2.3.2) ■

Table SC16: PI 2.3.2 habitats management strategy PISGs

Component	PI	Scoring issues	SG60	SG80	SG100
Habitats	Management strategy 2.3.2 There is a strategy in place that is designed to ensure the UoA and associated enhancement activities do not pose a risk of serious or irreversible harm to the habitats.	(a) Management strategy in place	There are measures in place, if necessary , that are expected to achieve the habitat outcome SG80 level.	There is a partial strategy in place, if necessary , that is expected to achieve the habitat outcome SG80 level or above.	There is a strategy in place for managing the impact of all MSC UoAs/non-MSC fisheries UoAs and associated enhancement activities on habitats.
		(b) Management strategy effectiveness ■	The measures are considered likely to work, based on plausible argument.	There is some evidence that the measures/partial strategy is achieving the objectives set out in SI (a), based on information directly about the UoA, its enhancement activities, and/or habitats involved.	There is evidence that the partial strategy/strategy is achieving the objectives set out in SI (a), based on information directly about the UoA, its enhancement activities, and/or habitats involved.

Component	PI	Scoring issues	SG60	SG80	SG100
		(c) Compliance with management requirements and other MSC UoAs'/non-MSC fisheries' measures to protect more sensitive habitats	Information is adequate to broadly understand compliance in the UoA with management requirements to protect more sensitive habitats.	Information is adequate to estimate , with a high degree of accuracy , compliance in the UoA with its management requirements and protection measures afforded to more sensitive habitats by other MSC UoAs/non-MSC fisheries, where relevant .	Information is adequate to estimate , with a very high degree of accuracy , compliance in the UoA with its management requirements and with protection measures afforded to more sensitive habitats by other MSC UoAs/non-MSC fisheries, where relevant .
		(d) Ghost gear management strategy	There are measures in place, if necessary , for the UoA and associated enhancement activities, that are expected to minimise ghost gear and its impact on all habitats.	There is a partial strategy in place, if necessary , for the UoA and associated enhancement activities, that is expected to minimise ghost gear and its impact on all habitats.	There is a strategy in place for the UoA and associated enhancement activities that is expected to minimise ghost gear and its impact on all habitats.

SC3.14.1 The team shall consider whether management strategies for enhancement activities are in place to reduce impact on: ☒

- a. Water quality,
- b. Access of natural origin fish to spawning habitat, and
- c. Quality of stream habitat.

SC3.15 Habitats information PI (PI 2.3.3)

Table SC17: PI 2. 3.3 habitats information PISGs

Component	PI	Scoring issues	SG60	SG80	SG100
Habitats	Information and monitoring 2.3.3 Information is adequate to determine the risk posed to the habitat by the UoA and associated enhancement activities and the effectiveness of the strategy to manage impacts on the habitat.	(a) Information quality	The types and distribution of the habitats are broadly understood .	The nature, distribution, and vulnerability of the habitats in the UoA area are known at a level of detail relevant to the scale and intensity of the UoA.	The distribution of habitats is known over their range, with particular attention given to the occurrence of vulnerable habitats.
		(b) Information adequacy for assessment of impacts	Information is adequate to broadly understand the impacts of gear use and enhancement activities on habitats.	Information is adequate to estimate the impacts of the UoA, including enhancement activities, on habitats with a high degree of accuracy .	Information is adequate to estimate the impacts of the UoA, including enhancement activities, on habitats with a very high degree of accuracy .
		(c) Monitoring		Adequate information continues to be collected to detect any increase in risk to habitats.	Changes in all habitat distributions over time are measured.

SC3.15.1 The team shall consider whether information on enhancement facilities and activities is collected to support the outcome in PI 2.3.1. ■

SC3.15.2 In scoring issue (b) at SG60, the team shall verify that any information legally required by operating permits relevant to these habitat issues is collected.

SC3.16 Ecosystem outcome PI (PI 2.4.1)

Table SC18: PI 2.4.1 ecosystem outcome PISGs

Component	PI	Scoring issues	SG60	SG80	SG100
Ecosystem	Outcome status 2.4.1 The UoA and associated enhancement activities do not cause serious or irreversible harm to the key elements of ecosystem structure and function.	(a) Ecosystem status	The UoA is unlikely to disrupt the key elements underlying ecosystem structure and function to a point where there would be serious or irreversible harm.	The UoA is highly unlikely to disrupt the key elements underlying ecosystem structure and function to a point where there would be serious or irreversible harm.	There is evidence that the UoA is highly unlikely to disrupt the key elements underlying ecosystem structure and function to a point where there would be serious or irreversible harm.
		(b) Impacts due to enhancement ■	Enhancement activities are unlikely to disrupt the key elements underlying ecosystem structure and function to a point where there would be serious or irreversible harm.	Enhancement activities are highly unlikely to disrupt the key elements underlying ecosystem structure and function to a point where there would be serious or irreversible harm.	There is evidence that the enhancement activities are highly unlikely to disrupt the key elements underlying ecosystem structure and function to a point where there would be serious or irreversible harm.


SC3.16.1 In scoring issue (b), the team shall consider “key elements underlying ecosystem structure and function” to include the ecological productivity and abundance of wild salmon and other components of the aquatic ecosystem as a result of predation, competition for resources, and disease transmission. ■

SC3.16.2 The team shall organise its assessment of ecological interaction risks from enhancement programs into the following 2 categories: ■

- a. Disease transmission.
- b. Predation/competition.

SC3.17 Ecosystem management PI (PI 2.4.2)

Table SC19: PI 2.4.2 ecosystem management PISGs

Component	PI	Scoring issues	SG60	SG80	SG100
Ecosystem	Management strategy 2.4.2 There are measures in place to ensure the UoA and enhancement activities do not pose a risk of serious or irreversible harm to ecosystem structure and function.	(a) Management strategy in place	There are measures in place, if necessary , which consider the potential impacts of the UoA on the key elements underlying ecosystem structure and function.	There is a partial strategy in place, if necessary , which takes into account available information and is expected to limit impacts of the UoA on the ecosystem so as to achieve the Ecosystem outcome SG80 level.	There is a strategy that consists of a plan in place that includes measures to address all main impacts of the UoA on the ecosystem, and at least some of these measures are in place.
		(b) Management strategy effectiveness 	The measures are considered likely to work, based on plausible argument.	There is some evidence that the measures/partial strategy are achieving the objectives set out in scoring issue (a), based on some information directly about the UoA and/or the ecosystem involved.	There is evidence that the partial strategy/strategy is achieving the objectives set out in scoring issue (a), based on information directly about the UoA and/or ecosystem involved.
		(c) Management strategy implementation		There is some evidence that the measures/partial strategy is being implemented successfully.	There is clear evidence that the partial strategy/strategy is being implemented successfully and is achieving its objective as set out in

Component	PI	Scoring issues	SG60	SG80	SG100
					scoring issue (a).
		(d) Management of enhancement activities ■	There is an established artificial production strategy in place that is expected to achieve the Ecosystem outcome SG60 level.	There is a tested and evaluated artificial production strategy with sufficient monitoring in place, and evidence is available to reasonably ensure with high likelihood that the strategy is effective in achieving the Ecosystem outcome SG80 level.	There is a comprehensive and fully evaluated artificial production strategy to verify with certainty that the Ecosystem outcome SG100 level is achieved.

SC3.17.1 In scoring issue (d), the team shall consider whether management measures are in place that decrease ecological risk of enhancement activities. ■

SC3.18 Ecosystem information PI (PI 2.4.3)

Table SC20: PI 2.4.3 ecosystem information PISGs

Component	PI	Scoring issues	SG60	SG80	SG100
Ecosystem	Information and monitoring 2.4.3 There is adequate knowledge of the impacts of the UoA and associated enhancement activities on the ecosystem.	(a) Information quality	Information is adequate to identify the key elements of the ecosystem.	Information is adequate to broadly understand the key elements of the ecosystem.	
		(b) Investigation of UoA impacts	Main impacts of the UoA and associated enhancement activities on the key ecosystem elements can be inferred	Main impacts of the UoA and associated enhancement activities on the key elements of the ecosystem	Main interactions between the UoA and associated enhancement activities and the key ecosystem elements

Component	PI	Scoring issues	SG60	SG80	SG100
			from existing information.	have been investigated in detail.	have been investigated in detail.
		(c) Understanding of component (i.e. P1 target species, in-scope and ETP/OOS species, and habitats) functions		The main functions of the components in the ecosystem are known .	The impacts of the UoA and associated enhancement activities on the components are identified, and the main functions of these components in the ecosystem are understood .
		(d) Information relevance		Adequate information is available on the impacts of the UoA and associated enhancement activities on these components to allow some of the main consequences for the ecosystem to be inferred.	Adequate information is available on the impacts of the UoA and associated enhancement activities on the components and elements to allow the main consequences for the ecosystem to be inferred.
		(e) Monitoring		Adequate data continue to be collected to detect any increase in risk level.	Information is adequate to support the development of strategies to manage ecosystem impacts.

SC3.18.1 The team shall assess whether relevant information is collected to understand the impacts of enhancement activities on the receiving ecosystem. ■

SC4 Principle 3

SC4.1 General requirements for Principle 3

- SC4.1.1 All Principle 3 PIs in Section SA shall apply. This Section includes only additions and modifications. ■
- SC4.1.2 The team shall explicitly consider enhancement activities that are associated with the fishery. ■

SC4.2–3 No modifications to Section SA

SC4.4 Consultation, roles, and responsibilities PI (PI 3.1.2)

- SC4.4.1 In scoring this PI, the team shall consider whether the consultation process covers both the fishery and enhancement activities. ■
- SC4.4.2 There are no modifications to Table SA18.

SC4.5 Long-term objectives PI (PI 3.1.3)

Table SC21: PI 3.1.3 long-term objective PISGs

Component	PI	Scoring issues	SG60	SG80	SG100
Governance and policy	<p>Long-term objectives</p> <p>3.1.3</p> <p>The management policy for the SMU and associated enhancement activities has clear long-term objectives to guide decision-making that are consistent with the MSC Fisheries Standard and incorporates the precautionary approach.</p>	(a) Objectives	Long-term objectives to guide decision-making, consistent with the MSC Fisheries Standard and the precautionary approach, are implicit within management policy.	Clear long-term objectives that guide decision-making, consistent with the MSC Fisheries Standard and the precautionary approach, are explicit within management policy.	Clear long-term objectives that guide decision-making, consistent with the MSC Fisheries Standard and the precautionary approach, are explicit and required by management policy.

- SC4.5.1 The team shall assess whether the fishery's enhancement activities have explicit long-term objectives and a guiding policy context that: ■
- Is consistent with managing for sustainable Principle 1 and Principle 2 outcomes for wild salmon.
 - Shapes short-term objectives and decision-making processes.

SC4.6 No modifications to Section SA

SC4.7 Fishery-specific objectives PI (PI 3.2.1)

Table SC22: PI 3.2.1 fishery-specific objectives PISGs

Component	PI	Scoring issues	SG60	SG80	SG100
Fishery-specific management system	<p>Fishery-specific objectives</p> <p>3.2.1</p> <p>The fishery-specific and associated enhancement management system(s) have clear, specific objectives designed to achieve the outcomes expressed by the MSC Principles 1 and 2.</p>	(a) Objectives	Objectives , which are broadly consistent with achieving the outcomes expressed by the MSC Principles 1 and 2, are implicit within the fishery and associated enhancement management system(s).	Short- and long-term objectives , which are consistent with achieving the outcomes expressed by the MSC Principles 1 and 2, are explicit within the fishery and associated enhancement management system(s).	Well defined and measurable short- and long-term objectives , which are demonstrably consistent with achieving the outcomes expressed by the MSC Principles 1 and 2, are explicit within the fishery and associated enhancement management system(s).

SC4.7.1 The team shall evaluate whether clear objectives exist for the fishery's enhancement activities that are consistent with achieving specific, related outcomes in Principles 1 and 2. ■

SC4.8 Decision-making processes PI (PI 3.2.2)

Table SC23: PI 3.2.2 decision-making processes PISGs

Component	PI	Scoring issues	SG60	SG80	SG100
Fishery-specific management system	<p>Decision-making processes</p> <p>3.2.2</p> <p>The fishery-specific and associated enhancement management system includes effective</p>	(a) Decision-making processes	There are some decision-making processes in place that result in measures and strategies to achieve the fishery-specific and	There are established decision-making processes that result in measures and strategies to achieve the fishery-specific and enhancement objectives.	

Component	PI	Scoring issues	SG60	SG80	SG100
	decision-making processes that result in measures and strategies to achieve the objectives and has an appropriate approach to actual disputes in the fishery.		enhancement objectives.		
		(b) Responsive-ness of decision-making processes	Decision-making processes respond to serious issues identified in relevant research, monitoring, evaluation, and consultation, in a transparent, timely, and adaptive manner, and take some account of the wider implications of decisions.	Decision-making processes respond to serious and other important issues identified in relevant research, monitoring, evaluation, and consultation, in a transparent, timely, and adaptive manner, and take account of the wider implications of decisions.	Decision-making processes respond to all issues identified in relevant research, monitoring, evaluation, and consultation, in a transparent, timely, and adaptive manner, and take account of the wider implications of decisions.
		(c) Use of precautionary approach		Decision-making processes use the precautionary approach and are based on best available information.	
		(d) Accountability and transparency of management system and decision-making process	Some information on performance and management action is generally available on request to stakeholders.	Information on fishery performance and management action is available on request , and explanations are provided for any actions or lack of action associated with findings and relevant recommendations emerging	Formal reporting to all interested stakeholders provides comprehensive information on fishery performance and management actions and describes how the management system responded to

Component	PI	Scoring issues	SG60	SG80	SG100
				from research, monitoring, evaluation, and review activity.	findings and relevant recommendations emerging from research, monitoring, evaluation, and review activity.
		(e) Approach to disputes	Although the management authority or fishery may be subject to continuing court challenges, it is not indicating a disrespect or defiance of the law by repeatedly violating the same law or regulation necessary for the sustainability of the fishery.	The management system or fishery is attempting to comply in a timely fashion with judicial decisions arising from any legal challenges.	The management system or fishery acts proactively to avoid legal disputes or rapidly implements judicial decisions arising from legal challenges.

SC4.8.1 In scoring issue (a), the team shall include determination of production levels and strategies in decision-making processes surrounding enhancement activities. ■

SC4.9 Compliance and enforcement PI (PI 3.2.3) ■

Table SC24: PI 3.2.3 compliance and enforcement PISGs

Component	PI	Scoring issues	SG60	SG80	SG100
Fishery-specific management system	Compliance and enforcement 3.2.3 MCS mechanisms ensure the management measures in the UoA and	(a) MCS system	MCS mechanisms exist within the UoA and associated enhancement activities.	An MCS system exists within the UoA and associated enhancement activities.	A comprehensive MCS system is well established within the UoA and associated enhancement activities.
		(b) Sanctions	Sanctions to address non-	Sanctions to deal with	Comprehensive sanctions to

Component	PI	Scoring issues	SG60	SG80	SG100
	associated enhancement activities are enforced and complied with.		compliance exist within the UoA and associated enhancement activities.	non-compliance exist that are appropriate to the UoA and associated enhancement activities, and are applied.	address non-compliance exist that are appropriate to the UoA and associated enhancement activities, and are consistently applied.
		(c) Compliance (information)	Information is adequate to broadly understand compliance in the UoA	Information is adequate to estimate compliance in the UoA with a high degree of accuracy.	Information is adequate to estimate compliance in the UoA with a very high degree of accuracy.
		(d) Compliance (outcome)	Systematic non-compliance of regulations specific to governing sustainable fishing practices on the water is not evident within the UoA and associated enhancement activities.	Majority of regulations, including all regulations specific to governing sustainable fishing practices on the water, are likely to be complied with.	Majority of regulations, including all regulations specific to governing sustainable fishing practices on the water, are consistently complied with.

SC4.9.1 The team shall consider whether private hatchery operators cooperate with management authorities in collection and sharing of information important to ensure that artificial production activities are complying with legal and management system objectives and requirements.

SC4.10 Monitoring and management performance evaluation PI (PI 3.2.4)

Table SC25: PI 3.2.4 monitoring and management performance evaluation PISGs

Component	PI	Scoring issues	SG60	SG80	SG100
Fishery-specific management system	Monitoring and management performance evaluation 3.2.4 There is a system for monitoring and evaluating the performance of the fishery-specific and enhancement management system(s) against its objectives. There is effective and timely review of the fishery-specific and associated enhancement program(s) management system.	(a) Evaluation coverage	The fishery and associated enhancement program(s) have in place mechanisms to evaluate some parts of the management system.	The fishery and associated enhancement program(s) have in place mechanisms to evaluate key parts of the management system.	The fishery and associated enhancement program(s) have in place mechanisms to evaluate all parts of the management system.
		(b) Internal and/or external review ■	The fishery-specific and associated enhancement program(s) management system is subject to occasional internal review.	The fishery-specific and associated enhancement program(s) management system is subject to regular internal and occasional external review.	The fishery-specific and associated enhancement program(s) management system is subject to regular internal and external review.

SC4.10.1 The team shall evaluate whether hatchery operational plans include well-designed and supported provisions for monitoring the fishery's enhancement activities that are consistent with achieving specific, related outcomes and objectives in Principles 1 and 2.

SC4.10.1.1 The team shall evaluate the impacts of enhancement activities on natural production components and ecosystem function.

SC5 Allowances for inseparable or practicably inseparable catches in salmon fisheries

SC5.1 Inseparable or practicably inseparable catches in salmon fisheries

- SC5.1.1 The CAB shall only treat catches of salmon stock as inseparable or practicably inseparable (IPI), as per [FCP 7.5.12](#), if they are not certified separately and are either:
- Non-target species (scored in P2, not P1), or
 - Non-local stocks of species targeted in the fishery (stocks that are caught in the fishery but do not breed within the UoA and are not therefore normally scored as part of the SMU).
- SC5.1.1.1 If the proposed IPI stock is a different salmon species to the target species (SC5.1.1.a), the CAB shall:
- Only consider it not commercially feasible to separate the species when the total catches from the IPI stock(s) do not exceed 5% by weight of the total combined catches of target and IPI stock(s) within the UoA.
 - Assess the proposed IPI stock under P2 in accordance with [FCP Annex PA](#).
- SC5.1.1.2 If the proposed IPI stocks are non-local stocks of the same species as the P1 target stock within the UoA (SC5.1.1.b):
- The total catches from the IPI stock(s) shall not exceed 5% by weight of the total combined catches of target and IPI stock(s) within the UoA.
 - [FCP 7.5.12.1.d](#) shall not apply to these stocks. However, if these stocks are outside biologically based limits, the CAB shall demonstrate that the fishery:
 - Does not catch 30% or more of the total removal of the stock.
 - Is “highly likely” not to significantly hinder (consistent with GSA3.6) the stock’s recovery.
 - Has implemented practical measures to reduce impacts on the stock.
- SC5.1.2 In considering whether proposed IPI stocks meet the defined 5% upper catch limits (SC5.1.1.1 and SC5.1.1.2), the CAB shall take into account catch data from the most recent 2 or more years prior to the date on which the eligibility is decided, as necessary to allow for the normal age at spawning of each of the species under consideration. ■
- SC5.1.3 If the CAB identifies IPI stocks that are below the level of 5% specified in SC5.1.1.1.a and SC5.1.1.2.a, the CAB shall follow IPI requirements in the FCP ([7.5.13](#) and [Annex PA](#)).
- SC5.1.3.1 The CAB shall upload an announcement to the MSC database for publication on the MSC website, using the ‘MSC IPI Announcement Template,’ to inform stakeholders and the MSC of the identification of IPI stock(s).

End of Section SC

Section SD: Introduced species-based fisheries – normative

Modifications to the default assessment tree structure to be used in Introduced Species Based Fisheries (ISBF) assessments.

SD1 General

SD1.1 General requirements

SD1.1.1 In all ISBF assessments, the team shall apply Section SD as a supplement to Section SA.

SD1.1.1.1 “Introduced species” are defined as per Table 2.

SD1.1.1.2 This Section includes only additions and modifications in relevant sections of the default assessment tree and requirements.

SD2 Principle 1

SD2.1 General requirements for Principle 1

SD2.1.1 The team shall consider the ecological role of the introduced species.

SD2.1.2 The team shall assess the ISBF against default PISGs in Principle 1. 

SD2.1.2.1 If necessary, the team shall make modifications to the scoring issues at PI 1.1.1 and PI 1.2.2 for fisheries that include setting TRPs at levels that may be lower than MSY, to reduce biodiversity impact.

- a. The team shall not accept LRPs set at levels below which there is an appreciable risk of impairing reproductive capacity.


SD3 Principle 2

SD3.1 General requirements for Principle 2

SD3.1.1 The team shall determine whether the introduced species is not the target species in the fishery being considered for certification but is an in-scope species that is impacted in some way by fishing activity on the target species.

SD3.1.1.1 If the in-scope introduced species is being managed for high productivity because it is a target species in another managed fishery, the team shall evaluate the fishery to determine whether its impact on the in-scope introduced species is acceptable.

SD3.1.1.2 If the in-scope introduced species is subject to a formal or informal eradication policy because it is considered to have a “nuisance” status, the team shall not take the impact of the fishery on the introduced species into consideration in the assessment.

SD3.1.2 The team shall assess measures in place in the fishery to prevent further ecosystem impacts that may have occurred as a result of the introduction of the species to the new location under the ecosystem component of Principle 2. 

SD3.1.2.1 If relevant, the team shall add an additional scoring issue and corresponding guideposts at 60, 80, and 100 levels to the ecosystem management PI 2.4.2, to evaluate measures in the fishery to prevent progression of further ecosystem impacts from occurring as a result of the presence of the introduced species.

SD3.1.2.2 The team shall review the following measures when assessing this additional scoring issue:

- a. Setting TRPs at levels that allow for recovery of species impacted by the introduction.
- b. Containment measures, such as fishing down at the boundaries of the stock to prevent further spread.

- c. Protection and/or creation of faunal refugia.
- d. Provisions in legislation to prohibit further introductions of any other alien species.
- e. Other relevant mechanisms.

SD3.1.3 If relevant, the team shall add a corresponding ecosystem information scoring issue that addresses the collection of information important to understanding and preventing further impact of the introduced species on biodiversity.

SD3.1.4 If the fishery has no measures in place for PI 2.4.2 and corresponding information in PI 2.4.3, the team shall justify why measures are not considered necessary in that fishery to prevent further impact on biodiversity, if applicable.

End of Section SD

Section SE: Principle 1 for stocks managed by Regional Fisheries Management Organisations - normative

This section contains modifications to the [FCP](#) and the default assessment tree structure for the assessment of stocks managed by RFMOs. Section SE relates to the scoring and associated conditions of scoring issues (a) and (b) in PI 1.2.1 and PI 1.2.2.

SE1 General requirements for Section SE

SE1.1 Modifications to the FCP and default assessment tree

- SE1.1.1 The team shall apply Section SE when the target stock(s) being assessed is/are managed by an RFMO. ■
- SE1.1.2 The team may apply Section SE when the target stock(s) being assessed is/are not managed by an RFMO.
 - SE1.1.2.1 Where there are overlapping UoAs, the CAB shall ensure a harmonised approach to the application of Section SE.
 - SE1.1.2.2 The team shall apply Section SE to UoAs that include target stocks not managed by RFMOs only if the majority (more than half) of overlapping UoCs (i.e. UoCs that include the same P1 target stock) agree to do so. ■
 - a. Where no overlapping UoCs exist, SE1.1.2.2 shall apply to UoAs.
- SE1.1.3 The team shall apply Section SE only if there is evidence that the RFMO is committed to the development of a harvest strategy that includes a management procedure (MP) tested within a management strategy evaluation (MSE) framework. ■
 - SE1.1.3.1 Evidence could include:
 - a. The adoption of a workplan with an associated timeline by the RFMO for development and implementation of harvest strategies.
 - b. Letters of correspondence identifying the commitment of that RFMO or the management strategy evaluation testing framework being outlined in management measures and/or resolutions.
 - SE1.1.3.2 The team shall confirm the commitment of the RFMO.
 - a. The team shall include evidence for this in the Announcement Comment Draft Report.
- SE1.1.4 Unless specifically noted, the CAB and the team shall follow:
 - a. All other FCP requirements.
 - b. Section SA default assessment tree PISGs and requirements.
- SE1.1.5 This section only includes additions or modifications to the requirements of the [FCP](#) and the Section SA default assessment tree.




SE2 Principle 1 requirements

SE2.1 Harvest Strategy PI 1.2.1

- SE2.1.1 To determine whether the harvest strategy is “evaluated”, the team shall use only evidence from the adopted harvest strategy, either: ■
 - a. Through direct application of the harvest strategy, or
 - b. From modelled predictions of the harvest strategy, if an effectiveness review has not occurred before the end of the second phase.
- SE2.1.2 If “available” HCRs are scored in PI 1.2.2 (SE2.2), PI 1.2.1 scoring issue (a) (Table SA4) shall only meet SG60.

SE2.2 Harvest control rules and tools PI (PI 1.2.2)

Table SE1: PI 1.2.2 harvest control rules and tools PISGS

Component	PI	Scoring issues	SG60	SG80	SG100
Harvest strategy	HCRs and tools 1.2.2 There are well-defined and effective HCRs in place.	(a) HCR design and application 	HCRs are expected to reduce the exploitation rate as the PRI is approached and are either generally understood and in place , or available .	Well-defined HCRs are in place that ensure that the exploitation rate is reduced as the PRI is approached, and are expected to keep the stock fluctuating around a target level consistent with (or above) MSY, or for key LTL species at a level consistent with ecosystem needs.	The HCRs are expected to keep the stock fluctuating at or above a target level consistent with MSY, or another more appropriate level, taking into account the ecological role of the stock, most of the time .
		(b) HCR robustness to uncertainty 		The HCRs are likely to be robust to the main uncertainties.	The HCRs take account of a wide range of uncertainties including the ecological role of the stock, and there is evidence that the HCRs are robust to the main uncertainties.
		(c) HCR evaluation 	There is some evidence that tools used or available to implement HCRs are appropriate	Available evidence indicates that the tools in use are appropriate and effective in achieving	Evidence clearly shows that the tools in use are effective in achieving the exploitation

Component	PI	Scoring issues	SG60	SG80	SG100
			and effective in controlling exploitation.	the exploitation levels required under the HCRs.	levels required under the HCRs.

SE2.2.1 The team should require additional precaution to be built into the HCR at SG100 so that the HCR keeps stocks well above LRPs.

SE2.2.2 The team shall interpret:

- “Generally understood” at SG60 to mean HCRs that can be shown to have been applied in some way in the past but have not been explicitly defined or agreed.
- “Well defined” at SG80 to mean HCRs that exist in some written form that has been agreed by the management agency, ideally with stakeholders, and that state what actions will be taken at what specific TRP levels.
- “In place” at SG60 and SG80 to mean the HCR has been adopted by the management agency and/or there is evidence or documentation that management actions have been taken where required.

Scoring “available” HCRs at SG60

SE2.2.3 In scoring issue (a) at the SG60 level, the team shall accept “available” HCRs instead of HCRs that are “in place” if:

- Stock biomass has not previously been reduced below the MSY level, or has been maintained at that level for a recent period of time that is at least longer than 2 generation times of the species, and is not predicted to be reduced below B_{MSY} within the next 5 years, or
- In UoAs where B_{MSY} estimates are not available, the stock has been maintained to date by the measures in use at levels that have not declined significantly over time, nor shown any evidence of recruitment impairment.

SE2.2.4 The team shall recognise “available” HCRs as “expected to reduce the exploitation rate as the PRI is approached” only if:

- “Generally understood” or “well-defined” HCRs are in place for some other UoAs that are under the control of the same management body, and of a similar size and scale as the UoA, or
- An agreement or framework is in place that requires the management body to adopt HCRs before the stock declines below B_{MSY} .

SE2.2.5 In scoring issue (a) at the SG100 level, where quantitative simulation testing is available “most of the time”, the team should interpret the stock as being maintained at or above MSY or some ecologically more relevant target point at least 70% of the time.

SE2.2.6 In scoring issue (c) at the SG60 level, where HCRs are recognised as “available”, the team shall include in its rationale:

- Evidence that HCRs are being “effectively” used in other named UoAs that are managed by the same management body, and the basis on which they are regarded as “effective”, or
- A description of the formal agreement or legal framework that the management body has defined, and the indicators and trigger levels that will require the development of HCRs.

Evaluating the effectiveness of HCRs

- SE2.2.7 In scoring issue (c) for “evidence”, the team shall use the current levels of exploitation in the UoA, such as measured by the fishing mortality rate or harvest rate, where available.
- SE2.2.7.1 If information is not available on the exploitation rate consistent with achieving a long-term MSY, the team shall provide justification where available proxy indicators and reference points are used as reasonable proxies of the exploitation rate.

SE3 Process requirements for Section SE

SE3.1 Setting conditions

- SE3.1.1 The CAB shall follow SE3.2–SE3.4 when setting a condition for PI 1.2.1 and PI 1.2.2 under Section SE. ■
- SE3.1.1.1 The CAB shall not follow condition setting requirements in the FCP for PI 1.2.1 and PI 1.2.2.

SE3.2 Requirements for setting a condition for a P1 target stock that has not been part of a certified UoA prior to effective date of the MSC Fisheries Standard v3.0

- SE3.2.1 If the UoA comprises a target stock(s) that is not part of a certified UoA, the CAB shall follow SE3.2.2 to SE3.2.9.
- SE3.2.1.1 If the target stock(s) is part of a UoA that is already certified against either v1.3, v2.0 or v2.01 of the MSC Fisheries Standard, the CAB shall follow SE3.3.
- SE3.2.1.2 If the target stock(s) is part of a UoA that is already certified against v3.0 of the MSC Fisheries Standard, the CAB shall follow SE3.4.
- SE3.2.2 If the UoA does not meet SG100 for PI 1.2.1 scoring issues (a) and (b) and does not meet SG80 for PI 1.2.2 scoring issues (a), (b), and (c), the CAB shall set a condition to result in improved performance sufficient to meet these SGs.
- SE3.2.3 The CAB shall structure the condition in two phases and set a timeline of a maximum of two terms of certification.
- SE3.2.3.1 For phase 1 of the condition, the CAB shall:
- Set phase 1 of the condition to result in improved performance to SG100 for PI 1.2.1 scoring issue (a) and SG80 for PI 1.2.2 scoring issue (a).
 - Draft phase 1 of the condition to follow the narrative form of SG100 for PI 1.2.1 scoring issue (a) and SG80 for PI 1.2.2 scoring issue (a) and the relevant accompanying requirements used in the assessment tree.
 - Specify the deadline as a maximum of one term of certification.
- SE3.2.3.2 For phase 2 of the condition, the CAB shall:
- Set phase 2 of the condition to result in improved performance to SG100 for PI 1.2.1 scoring issue (b) and SG80 for PI 1.2.2 scoring issues (b) and (c).
 - Draft phase 2 of the condition to follow the narrative form of SG100 for PI 1.2.1 scoring issue (b), SG80 for PI 1.2.2 scoring issues (b) and (c), and the relevant accompanying requirements used in the assessment tree.
 - Specify the deadline for phase 2 as a maximum of one term of certification.
 - Specify that the outcomes of phase 1 (SE3.2.3.1) are to be maintained during phase 2. ■

- SE3.2.4 The CAB shall specify the following milestones in the condition: ■
- a. Phase 1:
 - i. Management objectives, performance indicators, and data needs are defined.
 - ii. Operating models and candidate management procedures that include mechanisms for catch or effort constraints are tested through management strategy evaluation simulations.
 - iii. Demonstration of consultation and input from stakeholders.
 - iv. Preferred harvest strategy(ies) adhering to a management procedure approach with an agreed catch or effort constraint identified.
 - b. Phase 2:
 - i. Mechanism for catch or effort constraints is agreed.
 - ii. Harvest strategy adhering to a management procedure approach, with and including catch or effort constraints or resource-sharing mechanism that follows scientific advice, is adopted and implemented.
 - iii. Effectiveness review schedule of implemented harvest strategy is determined.
- SE3.2.5 The CAB shall specify the timeframes over which the milestones must be met within each phase. ■
- SE3.2.5.1 The CAB should ensure that milestone timeframes align with the plans developed by the relevant management agency of the UoA(s).
- SE3.2.6 The CAB shall use the milestones and associated timeframes to evaluate progress against the condition at each surveillance audit. ■
- SE3.2.7 The CAB shall inform the client that if they are unable to complete phase 1 within the first term of certification, they will not be eligible for reassessment at the end of the first term of certification.
- SE3.2.8 If the client and the CAB cannot agree on the condition, milestones, timeframes, and deadlines, the CAB shall not certify the UoA.
- SE3.2.9 The CAB shall include the condition and milestones in the Client and Peer Review Draft Report and all subsequent reports.

SE3.3 Requirements for setting a condition for a P1 target stock that is part of a UoA previously certified against v1.3, v2.0, or v2.01 of the MSC Fisheries Standard

- SE3.3.1 If the UoA comprises a target stock(s) that is part of a UoA that is certified against either v1.3, v2.0 or v2.01 of the MSC Fisheries Standard, including those with open conditions on PI 1.2.1 and PI 1.2.2, the CAB shall follow SE3.3.2 to SE3.3.9.
- SE3.3.1.1 If the target stock(s) is part of a UoA that is already certified against v3.0 of the MSC Fisheries Standard, the CAB shall follow SE3.4.
- SE3.3.2 If the UoA does not meet SG100 for PI 1.2.1 scoring issues (a) and (b) and SG80 for PI 1.2.2 scoring issues (a), (b), and (c), the CAB shall conduct a gap analysis to determine the status of the UoA relative to the milestones in SE3.3.5. ■
- SE3.3.2.1 The CAB shall complete the gap analysis during the preparation phase of the Announcement Comment Draft Report.
- SE3.3.2.2 The CAB shall include the gap analysis as an annex to the Announcement Comment Draft Report.
- SE3.3.3 If the UoA does not meet SG100 for PI 1.2.1 scoring issues (a) and (b) and does not meet SG80 for PI 1.2.2 scoring issues (a), (b), and (c), the CAB shall set a condition to result in improved performance sufficient to meet these SGs.

SE3.3.4 The CAB shall structure the condition to set a deadline of a maximum of one term of certification.

SE3.3.4.1 The CAB shall use the results of the gap analysis in SE3.3.2 to determine the exact condition deadline. ■

SE3.3.5 The CAB shall draft the condition to specify the following milestones within the timeline outlined in SE3.3.4.

- a. Management objectives, performance indicators, and data needs are defined.
- b. Operating models and candidate management procedures that include mechanisms for catch or effort constraints are tested through management strategy evaluation simulations.
- c. Demonstration of consultation and input from stakeholders.
- d. Preferred harvest strategy(ies) adhering to a management procedure approach with an agreed catch or effort constraint identified.
- e. Mechanism for catch or effort constraints is agreed.
- f. Harvest strategy adhering to a management procedure approach, with and including catch or effort constraints or resource-sharing mechanism that follows scientific advice, is adopted and implemented.
- g. Effectiveness review schedule of implemented harvest strategy is determined.

SE3.3.6 The CAB shall specify the timeframes over which the milestones must be met.

SE3.3.6.1 The CAB should ensure that milestone timeframes align with the plans developed by the relevant management agency of the UoA(s).

SE3.3.7 The CAB shall use the milestones and associated timeframes to evaluate progress against the condition at each surveillance audit.

SE3.3.8 If the client and the CAB cannot agree on the condition, milestones, timeframes, and deadlines, the CAB shall not certify the UoA.

SE3.3.9 The CAB shall include the condition and milestones in the Client and Peer Review Draft Report and all subsequent reports.

SE3.4 Requirements for setting a condition for a P1 target stock that is already part of a UoA that is certified against v3.0 of the MSC Fisheries Standard

SE3.4.1 If the UoA comprises a target stock(s) that is already certified against version v3.0 of the Fisheries Standard, including those that have undertaken early application of Section SE as per Tool D of the MSC Fisheries Standard Toolbox, the CAB shall adopt the condition, milestones, timeframes, and deadlines set for the UoA that is already certified.

SE3.5 Requirements for evaluating progress against the condition

SE3.5.1 The CAB shall follow SE3.5 when evaluating progress against the condition for PI 1.2.1 and PI 1.2.2 under Section SE. ■

SE3.5.1.1 The CAB shall not follow requirements for evaluating progress against conditions in the [FCP](#).

SE3.5.2 At each surveillance audit, the team shall evaluate progress against the condition.


SE3.5.2.1 The team shall use the milestones and associated timeframes to evaluate progress against the condition.

SE3.5.3 The team shall document whether progress is “on target”, “ahead of target” or “behind target”. ■

SE3.5.3.1 The team shall justify the determination.

- SE3.5.3.2 If progress against the milestones is behind target, the team may specify remedial action and revise milestone timeframes that are required to bring progress back on target within 12 months (and by the next surveillance audit) to achieve the condition by the deadline.
- SE3.5.3.3 The CAB shall not revise deadlines for phases or the condition deadline (see SE3.5.5.2 and SE3.6.2).
- SE3.5.4 If the CAB determines that progress against a condition is not back “on target” by the next surveillance audit, the CAB shall: ■
- Consider progress against the condition as inadequate.
 - Apply the requirements of [GCR 7.4](#) (suspension or withdrawal).
 - Inform the fishery client that they cannot enter the same UoC(s), or any entity in the UoC(s), into full assessment under either the same or an alternative name, unless the cause for suspension has been addressed.
- SE3.5.5 For conditions set for P1 target stocks under SE3.2. ■
- SE3.5.5.1 By the phase 1 timeframe in SE3.2.5, the CAB shall determine whether phase 1 of the condition is complete.
- The team shall confirm that all milestones in phase 1 have been achieved.
 - The team shall rescore PI 1.2.1 scoring issue (a) and PI 1.2.2 scoring issue (a).
 - The CAB shall only record phase 1 as completed if:
 - The UoC meets SG100 for PI 1.2.1 scoring issue (a).
 - The UoC meets SG80 for PI 1.2.2 scoring issue (a).
- SE3.5.5.2 If phase 1 of the condition is not completed by its deadline, the CAB shall:
- Consider progress against the condition as inadequate.
 - Apply the requirements of [GCR 7.4](#) (suspension or withdrawal).
 - Inform the client that they cannot enter into reassessment.
 - Inform the fishery client that they cannot enter the same UoC(s), or any entity in the UoC(s), into full assessment under either the same or an alternative name unless the cause for suspension has been addressed.
- SE3.5.5.3 By the phase 2 timeframe in SE3.2.5 the CAB shall determine whether phase 2 of the condition is complete.
- The team shall confirm that all milestones in phase 2 have been completed.
 - The team shall rescore PI 1.2.1 scoring issue (b) and PI 1.2.2 scoring issues (b) and (c).
 - The CAB shall only record phase 2 as completed if:
 - The UoC meets SG100 for PI 1.2.1 scoring issue (b).
 - The UoC meets SG80 for PI 1.2.2 scoring issues (b) and (c).
 - The UoC continues to meet milestones completed in phase 1 in SE3.5.5.2.
- SE3.5.5.4 If phase 2 of the condition is not completed by its deadline, the CAB shall:
- Consider progress against the condition as inadequate.
 - Apply the requirements of [GCR 7.4](#) (suspension or withdrawal).
 - Inform the client that they cannot enter into reassessment.

- d. Inform the fishery client that they cannot enter the same UoC(s), or any entity in the UoC(s), into full assessment under either the same or an alternative name unless the cause for suspension has been addressed.


SE3.5.6 For conditions set for P1 target stocks under SE3.3. 

SE3.5.6.1 By the milestone timeframes in SE.3.3.6 the CAB shall determine the condition is complete.

- a. The team shall confirm that all milestones in SE3.3.5 have been completed.
- b. The CAB shall only record the milestones as completed if:
 - i. The UoC meets SG100 for PI 1.2.1 scoring issues (a) and (b).
 - ii. The UoC meets SG80 for PI 1.2.2 scoring issues (a), (b), and (c).

SE3.5.6.2 If all milestones in SE3.3.5 are not completed by the condition deadline, the CAB shall:

- a. Consider progress against the condition as inadequate.
- b. Apply the requirements of [GCR 7.4](#) (suspension or withdrawal).
- c. Inform the client that they cannot enter into reassessment.
- d. Inform the fishery client that they cannot enter the same UoC(s), or any entity in the UoC(s), into full assessment under either the same or an alternative name unless the cause for suspension has been addressed.


SE3.5.7 The CAB shall clearly report the progress of the condition in all surveillance reports and at reassessment reporting stage. 

SE3.6 Requirements for closing the condition

SE3.6.1 The CAB shall only confirm that the condition is closed when:

- a. The milestones in phase 1 and phase 2 have been achieved.
- b. The UoC meets SG100 for PI 1.2.1 scoring issues (a) and (b), and SG80 for PI 1.2.2 scoring issues (a), (b), and (c).

SE3.6.2 If the condition is not closed by its deadline, the CAB shall:

- a. Consider progress as inadequate.
- b. Apply the requirements of [GCR 7.4](#) (suspension or withdrawal).
- c. Inform the client that they cannot enter into reassessment.
- d. Inform the fishery client that they cannot enter the same UoC(s), or any entity in the UoC(s), into full assessment under either the same or an alternative name unless the cause for suspension has been addressed. 

End of Section SE

End of MSC Fisheries Standard

MSC Guidance to the Fisheries Standard



Version 3.0, 26 October, 2022

Copyright information

The Marine Stewardship Council's 'MSC Guidance to the Fisheries Standard' and its content is copyright of the "Marine Stewardship Council" – © "Marine Stewardship Council" 2022. All rights reserved.

The official language of this standard is English. The definitive version is maintained on the MSC website ([msc.org](https://www.msc.org)). Any discrepancy between copies, versions, or translations shall be resolved by reference to the definitive English version.

The MSC prohibits any modification of part or all of the contents in any form.

Marine Stewardship Council
Marine House
1 Snow Hill
London EC1A 2DH
United Kingdom

Phone: + 44 (0) 20 7246 8900

Fax: + 44 (0) 20 7246 8901

Email: standards@msc.org

Responsibility for these requirements

The Marine Stewardship Council (MSC) is responsible for these requirements.

Readers should verify that they are using the latest copy of this and other documents. Updated documents, together with a master list of all available MSC documents, can be found on the MSC website ([msc.org](https://www.msc.org)).

Versions published

Version no.	Date	Description of amendment
2.0	15 August 2011	New document issued as part of the MSC Fisheries Standard Review, which was completed in 2014.
2.01	31 August 2018	Version issued incorporating updated cross-references in alignment with revision to the MSC Fisheries Certification Process.
3.0	26 October 2022	Version issued incorporating changes to the MSC Fisheries Standard as a result of the MSC Fisheries Standard review.


Introduction to this document


The MSC Guidance to the Fisheries Standard is composed of Annexes GSA, GSB, GSC and GSD.

The MSC Guidance to the Fisheries Standard is provided to help Conformity Assessment Bodies (CABs) interpret the MSC Fisheries Standard. The MSC maintains the MSC Guidance to the Fisheries Standard as a separate document.

The headings and numbering in the MSC Guidance to the Fisheries Standard, when included, match those in the MSC Fisheries Standard. Numbers prefaced with the letter “G” indicate guidance.

The MSC recommends that CABs read the MSC Fisheries Standard in conjunction with the MSC Guidance to the Fisheries Standard. The MSC Guidance to the Fisheries Standard does not repeat text in the MSC Fisheries Standard.

In the MSC Fisheries Standard, this icon  at the end of the section title or clause indicates that there is guidance that generally relates to the subject of that section or clause. These icons provide hyperlinks to the related guidance section in the MSC Guidance to the Fisheries Standard.

In this document, this icon  provides a hyperlink to the corresponding section or clause in the MSC Fisheries Standard.

Auditability of the MSC Guidance to the Fisheries Standard

The guidance contained in the MSC Guidance to the Fisheries Standard is not directly auditable.

Table of contents

GS1 Scope	6
GSA The default assessment tree	8
GSA2 Principle 1	12
GSA3 Principle 2.....	41
GSA4 Principle 3.....	92
Section GSB..... Modifications to the default tree for enhanced bivalves – guidance	107
GSB2 Principle 1	107
Section GSC	Modifications to the default assessment tree for salmon fisheries
.....	111
GSC3 Principle 2.....	129
GSC4 Principle 3.....	134
Section GSD: Introduced species-based fisheries	134
GSD1 General.....	138
GSD2 Principle 1	138
GSE1 General requirements for section SE.....	139
GSE2	140

GS1 Scope

GS1.1 Scope requirements of the MSC Fisheries Standard

GS1.1.3 Enhanced fisheries ▲

Categories of enhanced fisheries

Table 1 in the MSC Fisheries Standard defines the criteria by which enhanced fisheries may be identified as being within the scope of the MSC Fisheries Standard. The categories of enhanced fisheries that may be in scope are as follows:

- **Hatch and catch (HAC).**
 - This production system may be considered within scope in certain circumstances, reflecting the established case history and precedent set by hatchery-stocked salmon fisheries.
 - For these types of fishery, more-intensive culture activities may be allowed as long as they only apply to a brief period within the species' life cycle.
 - HAC operations that must not form the basis of a recovery and rebuilding plan. If rebuilding has been done by stocking in the past, it shall not result in an out-of-scope determination as long as other measures are now in place to manage wild stocks.
- **Catch and grow (CAG).**
 - This production system's "grow-out" and holding systems may be considered within scope under certain conditions.
 - CAG has some features of intensive aquaculture, requiring routine inputs, such as feed, chemical, or medicinal treatments, that are out of scope.
 - CAG systems that only require limited enhancement, such as rope culture of bivalves, may be considered within scope for the entirety of their operation.
- **Habitat-modified.**
 - This production system involves modification to habitat, such as salmon fry farms located next to river systems.

A single fishery may display several of the features of CAG, HAC, or habitat-modified fisheries. In the application of MSC requirements, it is intended that any overlap between categories should not become complicating factors in determining whether a Unit of Assessment (UoA) is in or out of scope. In some cases, distinctions are drawn between applications of the criteria to these different categories.

For enhanced fisheries, only the part of the catch that is clearly landed during the catching operation, such as that permanently removed from the water by the fishery, would be eligible to enter into MSC certified chains of custody. The part of the catch that is clearly landed would be subject to the normal chain of custody and fishery traceability requirements. Operations in which no part of the catch is clearly landed are considered inseparable from any subsequent "grow-out" phase, and the scope criteria for enhanced fisheries apply to the operation in its entirety.

Scope criteria B: feeding and husbandry

The application of criterion Bii in Table 1 specifically to CAG operations recognises that some HAC fisheries may routinely use disease prevention and other measures to maximise survival. These practices are allowed because the short duration of the captive-growth phase will limit the potential environmental impacts. However, these impacts are included in the Principle 2 assessment.

Scope criteria C: habitat and ecosystem impacts

Habitat modifications in enhanced fisheries can include:

- Physical changes to the seabed or river course. The wide range of possible modifications include:
 - Construction of simple ponds in intertidal areas.
 - Watercourse management measures aimed at improving spawning habitats.
- The use of a range of man-made structures associated with the rearing or capture of fish that are not strictly fishing gear. For example:
- Fish attracting and/or fish aggregating devices (FADs).
- Lobster casitas.
- Mussel culture ropes in CAG systems.

Such artificial habitat modifications either enhance the productivity of the fishery, or facilitate the capture or production of commercial marine species.

GS1.1.5 & GS1.1.6 Exclusion of vessels ▲

The MSC's intent is to prevent access to a certificate where there is evidence of serious crimes or shark-finning offences whilst undertaking fishing operations. This is achieved by preventing vessels implicated in these activities from being included on a fishery certificate.

The team should interpret implication of a vessel to mean that a person, or people, committed a serious crime or a shark-finning offence on board the vessel at some point in the "last 2 years".

In cases where fishing operations are not vessel-based, the requirement should be interpreted to mean the exclusion of the individual fishing operator who committed a serious crime or a shark-finning offence while undertaking fishing operations.

Two-year timeframe

The team should calculate the "last 2 years" from the date the CAB announces the fishery assessment on the MSC website.

Location of the activity

If a vessel has been implicated in the conviction of a serious crime or a shark-finning violation in the "last 2 years" in any jurisdiction or area, not only those included in the UoA, the vessel should not be included on a certificate.

GS1.1.5 Conviction for a serious crime ▲

The definition for serious crime provided is based on that used in the United Nations (UN) Convention against Transnational Organized Crime.

GS1.1.5.1 & GS1.1.6.1 Excluding vessels for 2 years ▲

The 2-year exclusion timeframe is calculated from the date the vessel was excluded. The date of exclusion is the date the updated certification documents were published on the MSC website.

If the vessel was excluded at the point of the initial certification, the date of its exclusion is the date the CAB announces the fishery assessment on the MSC website.

GS1.1.5.1.b & GS1.1.6.1.b Relevant information ▲

An updated vessel list is an example of relevant information.

GSA The default assessment tree

Background to Annex GSA guidance ▲

Unless the team can show just cause for why a different tree should apply, the team should use the hierarchical structure and the prescribed default set of Performance Indicator Scoring Guideposts (PISGs) in all assessments.

Structure of the default assessment tree

The default assessment tree structure is divided into 4 main levels for the purposes of scoring, as summarised below:

- Principle: the Principles represent the overarching basis for the assessment tree.
- Component: a high-level sub-division of the Principle.
- Performance Indicator (PI): A PI is a further sub-division of the Principle.
- Scoring Issue (SI): a sub-division of the PI into related but different topics. Each PI has one or more SIs against which the fishery is assessed at the SG60, SG80, and SG100 levels.

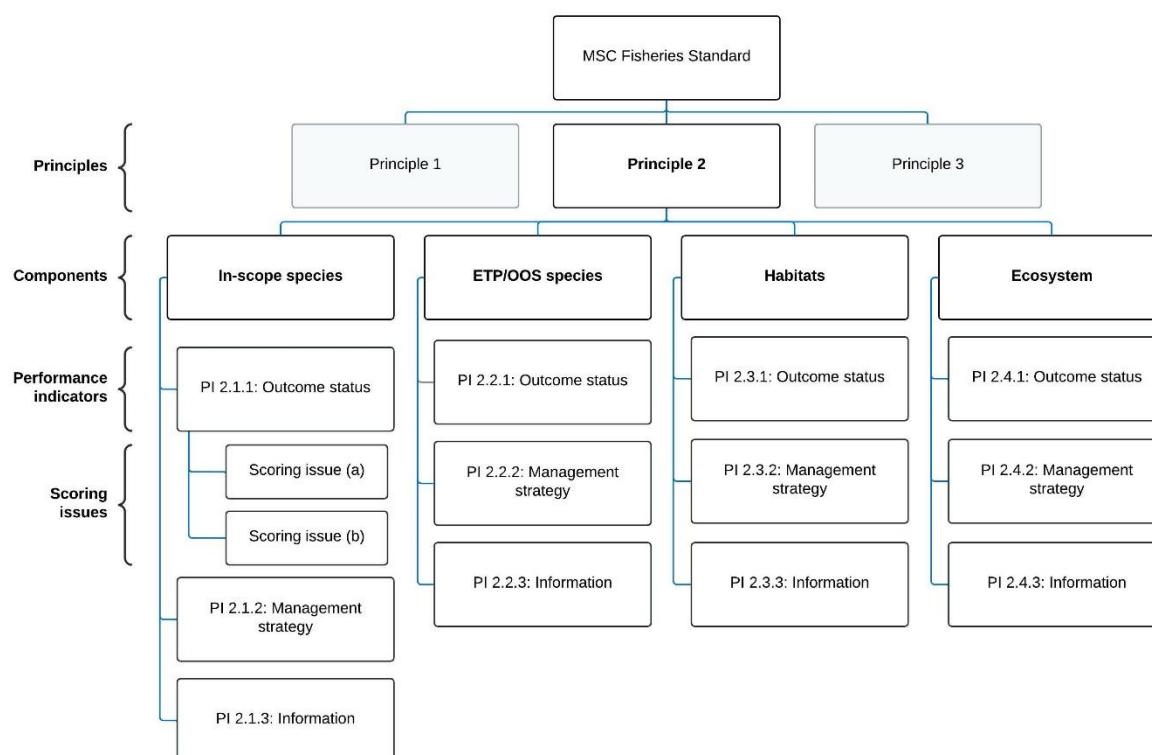


Figure GSA1: Default assessment tree levels relevant to scoring fisheries

For each SI, SGs are defined at 60, 80, and 100 levels. In scoring a fishery, the CAB identifies:

- The level achieved by the fishery for each SI.
- The overall level achieved as a result for the PI.

In order to pass, a fishery is required to achieve:

- At least a 60 score for each PI.
- At least an aggregate 80 score for each Principle. For a score of less than 80, a condition is assigned.

In some fisheries, the CAB can also score multiple “scoring elements”, such as multiple bycatch species or habitats, within a given PI.

For specific details on scoring, see [FCP 7.15](#) and related guidance.

Default assessment trees

Section SA is designed to be applicable to most fisheries. Section SB and Section SC are default assessment trees for bivalves and salmon respectively. The CAB may develop modified assessment trees for fishery types that cannot be adequately assessed against existing default assessment trees (see [FCP 7.10.5](#)).

GSA1.1 General requirements ▲

Box GSA1: Precautionary approach

International and customary law requires the use of the precautionary approach in fisheries management. The MSC uses as its baseline definition for the precautionary approach the definitions included in the Food and Agriculture Organization of the UN (FAO) International Code of Conduct for Responsible Fisheries⁴ and the UN Fish Stocks Agreement⁵, Article 6 of which states:

The precautionary approach shall be interpreted to mean being cautious when information is uncertain, unreliable or inadequate and that the absence of adequate scientific information shall not be used as a reason for postponing or failing to take conservation and management measures.

In the 'MSC Fisheries Standard', the application of the precautionary approach in fisheries management systems is explicitly scored in PIs 3.1.3 and 3.2.2. However, the MSC's intent is that the precautionary approach be applied implicitly throughout the Standard. To capture this intent, the MSC system has been designed to give higher scores where there is more certainty about the outcome, or where management systems appropriately apply precaution under conditions of uncertainty. The team should, where limited information is available, be more precautionary in its assessment of information adequacy to support an outcome PI score.

Box GSA2: The MSC's intent and understanding of the standard in relation to illegal, unreported, and unregulated fishing

The FAO definition of illegal, unreported, and unregulated (IUU) fishing is as follows⁶:

Illegal fishing refers to fishing activities:

- Conducted by national or foreign vessels in waters under the jurisdiction of a state, without the permission of that state, or in contravention of its laws and regulations.
- Conducted by vessels flying the flag of states that are parties to a relevant regional fisheries management organisation (RFMO) but operate in contravention of the conservation and management measures (CMMs) adopted by that organisation and by which the states are bound, or relevant provisions of the applicable international law.
- In violation of national laws or international obligations, including those conducted by cooperating States to a relevant RFMO.

Unreported fishing refers to fishing activities:

- That have not been reported, or have been misreported, to the relevant national authority, in contravention of national laws and regulations.
- Conducted in the area of competence of a relevant RFMO that have not been reported or have been misreported, in contravention of the reporting procedures of that organisation.

Unregulated fishing refers to fishing activities:

⁴ FAO Code of Conduct for Responsible Fisheries. Rome: FAO.1995.

⁵ The UN Fish Stocks Agreement, United Nations conference on straddling fish stocks and highly migratory fish stocks, Sixth session, New York, 24 July – 4 August, 1995.

⁶ FAO (2002) Implementation of the International Plan of Action to Prevent, Deter, and Eliminate Illegal, Unreported and Unregulated Fishing. FAO Technical Guidelines for Responsible Fisheries 9. Rome: Food and Agriculture Organization, FAO. Available at: <http://www.fao.org/3/y3536e/y3536e00.htm> [accessed on 17 July 2022].

- In the area of application of a relevant RFMO that are conducted by vessels without nationality, or by those flying the flag of a state not party to that organisation, or by a fishing entity, in a manner that is not consistent with or contravenes the CMMs of that organisation.
- In areas or for fish stocks in relation to which there are no applicable conservation or management measures and where such fishing activities are conducted in a manner inconsistent with state responsibilities for the conservation of living marine resources under international law.

These definitions of IUU fishing have been adopted and incorporated into action plans to deter and eliminate IUU fishing at both the national level in the case of the United States, New Zealand, and Australia, and RFMOs, such as the International Commission for the Conservation of Atlantic Tunas (ICCAT) and the Commission for the Conservation of Antarctic Marine Living Resources (CCAMLR), as well as economic entities, such as the European Union. RFMOs publish lists of vessels engaged in IUU fishing in their areas of responsibility.

IUU fishing can also apply at a state level; for example, where coastal nations or their sub-jurisdictions, such as internal states or provinces, have inadequate regulation to prevent illegal, unreported, or unregulated catches.

In relation to IUU, the MSC's intent is that Units of Assessment (UoAs) be harvested legally and that IUU is non-existent; or where IUU does exist, it is at a minimum level such that management measures, including assessments, harvest control rules (HCRs), and the estimation of IUU impacts on harvested species and the ecosystem are capable of maintaining affected populations at sustainable levels.

Specifically:

- The team should consider unreported IUU fishing as “unobserved mortality”.
- The UoA should be free from IUU catches of target (P1) species. The team should assess this in P1, and in P3: compliance with national and international laws and monitoring, control, and surveillance (MCS), such as in PIs 3.1.1, 3.2.2, 3.2.3.
- The stocks that are the source of P1 certified fish should have only minimal IUU fishing, which should be taken into account by management and should not have a material impact on the ability of the management system to deliver a sustainable fishery. The team should consider this in the PIs on HCRs, information, and assessment of stock status in P1, such as in PIs 1.2.2, 1.2.3, 1.2.4, including documentation of “unobserved mortality”.
- The requirement for compliance with national and international laws combined with the requirement that the UoA should not be causing serious and irreversible harm in P2 means that the UoA should also be free from IUU fishing for P2 species. The team should document the impact of other IUU fishing on P2 components where known. However, unlike in P1, the team need not introduce it into the assessment of the specific impact of the UoA, or cumulative UoAs.
- The [MSC Chain of Custody Standard](#) requires that neither chain of custody certificate holders nor certified UoAs should use vessels that are listed on IUU blacklists to catch or transport fish.
- The [MSC Chain of Custody Standard](#) is designed to ensure that MSC labelled products cannot be mixed with products from a non-certified UoA, where there may be a risk of IUU fishing.

Specific guidance is provided in relation to local, national, and international laws as follows:

- PI 1.2.3: GSA2.6.3 on information categories to consider for fishery removals.
- P2 general guidance: GSA3.1.6.1 on considering observed and unobserved fishing mortality, including illegal fishing, and/or unregulated catches.
- PI 3.2.3: GSA4.1 on considering compliance and enforcement.

When evaluating the effectiveness of MCS in UoAs where a less formalised MCS system exists, the team may consider the role and effectiveness of a range of factors in deterring illegal activity, as described in GSA4.9 on assessing informal and traditional approaches in PI 3.2.3. GSA4.9 also includes additional guidance on P3 (PI 3.2.3).

GSA2 Principle 1

GSA2.1 General requirements for Principle 1 ▲

Outcome component

Background

The team should score stock status PI (1.1.1) to reflect management behaviour that:

- Increases the probability that exploited biomass fluctuates around the biomass at maximum sustainable yield (B_{MSY}) target, or a higher target if this is warranted from a consideration of the trophic inter-dependencies of the target species (see Box GSA3 below).
- Decreases the probability that exploited biomass will drop significantly towards the point where recruitment becomes impaired through recruitment “overfishing”, genetic effects, or imbalances in sex ratio.

Stocks with a status below the point of recruitment impairment (PRI) would not achieve the necessary pass level in PI 1.1.1, even if there were recovery plans or programmes in place that are effectively increasing the status of the stock, until such time as the stock status again meets SG60.

The following outcomes would attract scores of 80 or higher:

- A higher likelihood of fluctuation around the target biomass level.
- Biomass levels in excess of target levels, which imply a lower probability of being below target levels.
- A higher probability of being above the point at which recruitment could be impaired, often used as a biomass limit reference point (LRP).
- In PI 1.1.2, a more rapid demonstrated rebuilding of stocks from the point where they attract only a 60 score to levels able to deliver MSY.

An explanation of the MSC’s intent and understanding in relation to MSY is provided in Box GSA3.

Box GSA3: The MSC’s intent on the achievement of MSY in P1

The MSC’s intent is that fisheries be harvested no more than is consistent with MSY, as required by the United Nations Convention on the Law of the Sea (UNCLOS), and that this is achieved through use of appropriate target reference points (TRPs) and limit reference points (LRPs), and of harvest strategies, as required by the 1995 United Nations Fish Stocks Agreement (UNFSA) and the UN Food and Agriculture Organization (FAO) 1995 Code of Conduct for Responsible Fisheries (CCRF), where:

- A TRP reflects a management objective to be achieved; for example, performance consistent with MSY.
- An LRP reflects an undesirable state to be avoided with high probability; for example, impaired recruitment.

The most basic definition of MSY is the largest long-term average annual catch that can be sustained over time. The FAO Glossary defines MSY as:

The largest average catch or yield that can continuously be taken from a stock under existing environmental conditions. For species with fluctuating recruitment, the maximum might be obtained by taking fewer fish in some years than in others.

The constant fishing mortality that gives this MSY is F_{MSY} , where F is the fishing mortality rate. The average population size while MSY is provided is B_{MSY} .

MSY was originally defined in terms of simple production models. However, the concept is now equally applicable to any model of the stock and fishery; for example, more complex production

models, dynamic pool models, “per-recruit” models, multi-stock/mixed stock models, ecosystem models, and meta-population models.

There are many ways to estimate MSY and related reference points. Many of them, particularly the older methods common at the time UNCLOS and UNFSA were agreed, make substantial assumptions. Therefore, there can be considerable uncertainty about the accuracy of the estimates of MSY and related reference points.

Because the productivity, or recruitment, of many fish stocks is naturally highly variable through time, the biomass can vary greatly around B_{MSY} , in some cases even with an appreciable chance of the stock being below the biomass LRP, when fished at the constant F_{MSY} . This variability in stock biomass can be mitigated by using an HCR that reduces the fishing mortality when stock biomass is low or an LRP is approached, as recommended by UNFSA and CCRF. For some HCRs, including the constant escapement policies common in salmon and some low small pelagic fisheries, the fishing mortality is reduced to zero at a threshold stock biomass⁷.

Reflecting the uncertainty usual in the estimation of MSY reference points and the variability of productivity usual in fish stocks, the UNFSA guidelines and others⁸ recommend that F_{MSY} should be treated as a precautionary LRP, rather than a TRP. This is appropriate in “common practice” application of MSY concepts, in which there is little explicit consideration of uncertainty and/or use of approximate methods for determining MSY reference points and/or use of surrogates for fishing mortality or stock biomass.

The “best practice” current view of MSY is that it is the largest long-term average catch that results from a constant F or variable F HCR, while simultaneously giving a high chance of avoiding the biomass LRP. MSY is determined by simulation testing, such as via management strategy evaluation methods⁹, that includes realistic representation of the major likely uncertainties; for example, observation uncertainty, estimation uncertainty, recruitment variability, model structure uncertainty, and implementation uncertainty. F_{MSY} determined this way could be an appropriate TRP, because its method of calculation internalises uncertainty, variability, and the biomass LRP.

MSY stock status

The stock status consistent with MSY is fundamentally defined in the terms F_{MSY} and B_{MSY} . Hence, the ‘MSC Fisheries Standard’ provides default TRPs and LRPs for these. The team can use approximations for F_{MSY} and B_{MSY} where they are expected to achieve performance consistent with MSY¹⁰.

The team can use directly measurable, empirical proxies or surrogates for fishing mortality or biomass, for example average length or length distribution, catch rate, recruitment, and

⁷ Mace, P.M. (2001) A new role for MSY in single-species and ecosystem approaches to fisheries stock assessment and management. *Fish and Fisheries* 2: 2–32.

⁸ Mace, P.M. (2001) A new role for MSY in single-species and ecosystem approaches to fisheries stock assessment and management. *Fish and Fisheries* 2: 2–32.

⁹ Sainsbury, K.J., Punt, A.E., and Smith, A.D.M. (2000) Design of operational management strategies for achieving fishery ecosystem objectives. *ICES Journal of Marine Science* 57: 731–741.

For example: Butterworth, D.S., and Punt, A.E. (1999) Experiences in the evaluation and implementation of management procedures. *ICES Journal of Marine Science* 56: 985–998.

¹⁰ Witherall, D., Pautzke, C., and Fluharty, D. (2000) An ecosystem-based approach for Alaska groundfish fisheries. *ICES Journal of Marine Science* 57: 771–7.

Clark, W.G. (2002) $F_{35\%}$ revisited ten years later. *North American Journal of Fisheries Management* 22(1): 251–257.

Zhou, S., Shaowu, Y., Thorson, J.T., Smith, A.D.M., and Fuller, M. (2012) Linking fishing mortality reference points to life history traits: an empirical study. *Canadian Journal of Fisheries and Aquatic Science* 69: 1292–1301.

escapement, and associated empirical harvest strategies, where they are expected to achieve performance consistent with MSY or a similar “highly productive” level¹¹ (i.e. multispecies fisheries).

GSA 2.1.1.1 ▲

It is the MSC intent that any stock proposed for assessment against Principle 1 (P1) cannot be determined to be an Endangered, threatened, or protected (ETP) and out-of-scope (OOS) species (hereafter ETP/OOS). In this context the team needs to provide evidence that decision tree Figure SA3 (and supporting requirements) has been applied to determine the P1 stock.

GSA2.1.3 Subsidies in fishing ▲

The MSC does not name individual subsidy types as harmful or not harmful to fishing. However, some subsidies may contribute to overcapacity, which may compromise the ability of a management system to effectively control fishing effort.

GSA2.2 Stock status Performance Indicator (PI 1.1.1) ▲

The terms “likely”, and “highly likely” are used to allow scoring by either qualitative or quantitative approaches:

- Examples of qualitative interpretation include:
 - Analogy with similar situations.
 - Plausible argument.
 - Empirical observation of sustainability.
 - Qualitative risk assessment.
- Examples of quantitative interpretation include:
 - The use of measured data from the relevant fishery.
 - Statistical analysis.
 - Quantitative risk assessment.
 - Quantitative modelling.

GSA2.2.1.1 Determination of status with respect to PRI and B_{MSY} ▲

The team should score PI 1.1.1 against the conceptual levels PRI and MSY. Such levels may or may not be used as explicit reference points in a fishery.

When well-managed stocks do not have TRPs or LRPs, or their values are not consistent with the conceptual levels of PRI or MSY, the team will still need to assess the stock in terms of the overall outcome objectives. For example, for SG80 the stock status is “highly likely” to be above the point at

¹¹ Starr, P.J., Breen, P.A., Hilborn, R., and Kendrick, T.H. (1997) Evaluation of a management decision rule for a New Zealand rock lobster substock. *Marine and Freshwater Research* 48: 1093–1101.
 Prince, J.D., Dowling, N.A., Davies, C.R., Campbell, R.A., and Kolody, D.S. (2011) A simple cost-effective and scale-less empirical approach to harvest strategies. *ICES Journal of Marine Science* 68: 947–960.

which there is an appreciable risk that recruitment is impaired and will be at or around a level consistent with B_{MSY} .

The team should interpret the PRI as the point below which there is an increased risk that recruitment may be substantially impaired. Fisheries should be managed such that the risk of stocks falling below this level is very low. The MSC default proxies for the PRI and MSY are given in GSA2.2.3.

GSA2.2.2 Scoring fluctuations around the target MSY level – scoring issue (b) ▲

Fluctuation in this context refers to the variability over time around a point, acknowledging that the magnitude of fluctuation will be influenced by the biology of the species, and that short-term trends may be apparent in such fluctuations.

Examples of situations that may be regarded as “fluctuating around a level consistent with MSY” and thus able to achieve at least an 80 score for PI 1.1.1 scoring issue (b) are given below.

The team should note that the $90\%B_{MSY}$ figure in the example below is given as a hypothetical level that may be appropriate for species types with average levels of fluctuations. Other values may be appropriate for other species types.

Examples: 80 score

Examples of situations that may be regarded as “fluctuating around a level consistent with MSY” and thus able to achieve an **80 score** for PI 1.1.1 scoring issues (b):

- An instantaneous estimate of current stock status that is not less than $90\%B_{MSY}$.
- A recent series of estimates of stock size that has:
 - A median or mean value over the last one generation time that is not less than $90\%B_{MSY}$. (For a definition of generation time, see GSA2.2.4, Box GSA4)
 - A trend that is consistent with an expectation that the future biomass will continue to fluctuate around B_{MSY} . A consistent downward trend over recent years to levels below B_{MSY} would not be consistent with this expectation, unless accompanied by projections or other information suggesting that the trend will soon be reversed; for example, due to incoming strong recruitment or recent reductions in exploitation level. The time series may include estimates that are less than $90\%B_{MSY}$, as long as these are shown to be part of a long-term fluctuation around B_{MSY} .
- A series of estimates showing a steady increase in stock size that has recently returned to a level not less than $90\%B_{MSY}$, and is expected to continue building to above B_{MSY} , and thereafter to fluctuate around B_{MSY} .

Examples: 100 score

Examples of situations that may achieve the higher **100 score** on PI 1.1.1 scoring issue (b):

- A recent series of estimates of stock size that has a mean or median over the last 2 generation times that is not less than $90\%B_{MSY}$.
- A series of estimates of stock size that have been above B_{MSY} in all years of the last one generation time.

The team should note that, in reviewing fluctuations in stock size, a model-derived estimate of stock size from the most recent year will often be more uncertain than a model-derived estimate from earlier years. To avoid rapid changes in status of MSC certified stocks and consequent changes in certification status, as specified in [FCP 7.30](#), the team should consider that model-derived estimates may not be indicative of actual material change in stock status. The team should note that a single estimate of stock status unsupported by an estimate of certainty, either derived from a time-series trend or from a statistical model, should only be used to justify a material change in the score.

The MSC has chosen not to define its requirements in relation to the terms “overfishing” and “overfished”. Nevertheless, these terms are commonly used, and are referred to in some guidance as follows:

- “Overfishing” is fishing mortality higher than F_{MSY} .
 - The fishing mortality level that results, in the long term, in the stock being at MSY .
- “Overfished”: biomass stock size is lower than a limit defined in relation to MSY .
 - The FAO Ecolabelling Guidelines define “overfished” as below a biomass LRP. The limit is often taken to be $50\%B_{MSY}$, which is the default assumption for the point below the PRI as defined by the MSC.
 - The term is not commonly used internationally to relate to the PRI, and hence its use in MSC program documents is limited.

GSA2.2.3 Use of proxy indicators and reference points for PRI and B_{MSY} ▲

In this section the term “reference point” is used in relation to determination of status.

Writing the PISGs in terms of biomass and fishing rate metrics would suggest that the ‘MSC Fisheries Standard’ is not well suited for fisheries that do not commonly have stock assessments conducted in which biological reference points for biomass and/or fishing mortality are estimated. This is not the intent.

Default values for the levels of the PRI and B_{MSY} , as used in scoring the stock status PI 1.1.1, are given below. They are often related to B_0 , the estimated “unfished biomass” that would be present in the absence of fishing. Stock status is typically expressed as population biomass relative to B_{MSY} , a proxy for B_{MSY} , or a specified management target, but in some cases may instead be expressed relative to B_0 .

- In the case where neither B_{MSY} nor the PRI are analytically determined, the following default reference points may be appropriate for measuring stock status depending on the species:
 - $B_{MSY} = 40\%B_0$.
 - $PRI = 20\%B_0 = \frac{1}{2}B_{MSY}$.
- If either B_{MSY} or the PRI are analytically determined, the team should preferentially use those values as the reference points for measuring stock status unless additional precaution is sought.
- In the case where B_{MSY} is analytically determined to be greater than $40\%B_0$, and there is no analytical determination of the PRI, the default PRI should be $\frac{1}{2}B_{MSY}$. This case covers situations of low productivity stocks, where higher default PRIs may be justified.
- In the case where B_{MSY} is analytically determined to be lower than $40\%B_0$, as in some “highly productive” stocks, and there is no analytical determination of the PRI, the default PRI should be $20\%B_0$ unless $B_{MSY} < 27\%B_0$, in which case the default PRI should be $75\%B_{MSY}$.
- For stocks with average productivity, where B_{MSY} is not analytically determined but assumed to be $40\%B_0$ and a management TRP is set greater than $40\%B_0$ for precautionary reasons, the default PRI should still be set at $20\%B_0 = \frac{1}{2}B_{MSY}$ unless it is analytically determined. This covers situations where the management authority has deliberately chosen a conservative TRP, but where the default PRI is still appropriate.
- In cases where the PRI is set at $20\%B_0$, the team may assume the default value for the B_{MSY} to be $2 \times PRI$.
- In cases where the PRI is set at the lowest historical biomass, the team cannot assume that $B_{MSY} = 2PRI$. The team is expected to justify any “reference point” used as a proxy of B_{MSY} in terms of its consistency with B_{MSY} .
- Where historical estimates of stock size and resulting recruitment are available, the PRI may be identifiable as the stock size below which reduced recruitment has been observed, and above which recruitment appears to be more related to environmental factors than to stock size.
- Where a biomass escapement strategy is used, the team should ensure it allows for optimised catches while ensuring that enough spawning biomass remains to avoid recruitment impairment. Typically, an annual escapement of around 40% is considered a pragmatic proxy for MSY .

The default PRI values given above, $\frac{1}{2}B_{MSY}$ or $20\%B_0$, apply to stocks with average productivity. Such points are generally consistent with being above the point at which there is an appreciable risk that recruitment is impaired. For some “highly productive” stocks, the actual point at which there is an appreciable risk that recruitment is impaired may be lower than $20\%B_0$. For some long-lived species, it may be higher than $20\%B_0$.

If management has defined a target range for B_{MSY} rather than a single value, the team should score the stock status PI 1.1.1 against this range. The application of TRP ranges rather than a single value may be seen in fisheries targeting “highly productive” stocks as a way of dealing with the inherent variability in biomass. A range provides some intrinsic flexibility for determining whether the stock is fluctuating at or around B_{MSY} . The team should:

- Provide sufficient rationale to demonstrate how the stock is indeed fluctuating at or around B_{MSY} .
- Consider whether different “reference points” are required for different components of the stock in its assessment.

If proxies are used that are not expressed as percentages of B_0 , the team should generally ensure that:

- Any “reference point” used as a proxy for scoring the PRI is set above the point where there is an appreciable risk of recruitment failure.
- Any “reference point” used as a proxy for the MSY level maintains the stock well above the PRI and at levels of production and stock sizes consistent with B_{MSY} or a similar “highly productive” level.

If proxy “reference points” are defined in this way, the team should take account of the difference between the “reference point” and the required PRI or MSY levels in its scoring.

The team should be cautious regarding “per-recruit” stock assessment approaches that do not include any form of stock-recruit relationship. Levels of $F_{0.1}$ or $F_{40\%SPR}$ (where SPR is spawning potential ratio) will usually, for example, provide more reliable proxies of F_{MSY} than F_{max} when a “per-recruit” approach is used.

The team should not assume “reference points” such as precautionary “reference points” for spawning stock biomass (B_{PA}), that are used as a buffer to reduce the chance of declining to a limit level such as the PRI, to be consistent with B_{MSY} . For example, the team should regard the $B_{MSYtrigger}$ approach (where $B_{MSYtrigger}$ is a biomass “reference point” that triggers a cautious response when stocks fall below a trigger level) used in ICES as setting a lower limit to the likely range of values that B_{MSY} may take, and not as an estimated value for B_{MSY} .

In ICES assessments, the team may regard fisheries with biomass $(B) > B_{MSYtrigger}$ as “fluctuating around B_{MSY} ”, thereby achieving an 80 score.

The team may also use proxy indicators and “reference points” for measuring stock status where the exact relationship with the PRI, B_{MSY} , and F_{MSY} levels are not known.

Examples: proxies and necessary consideration

- If empirical values of catch per unit effort (CPUE), not based on an explicit stock assessment, are used as reference points for monitoring biomass, the team could provide rationales that the values adopted are consistent with MSY or a similar “highly productive” level. The team may need to check to ensure, in this case, that spatial changes in fishing, or changes in the catchability of gear do not reduce the reliability of the proxy indicators.
- If reference points for measuring stock status are based on some historical state, the team should:
 - Consider the position of the stock at that time relative to the unexploited level.
 - Consider the likely proximity to B_{MSY} .
 - Provide evidence that the stock was not over-exploited at the historical reference time.
 - Provide evidence that the catch was sustainable and “highly productive”.

- If mean fish sizes are used as reference points for the exploitation level, the team should provide rationales that the values adopted are consistent with F_{MSY} or similar levels.
- In crustacean fisheries that seek to protect from harvest the complete female reproductive capacity in the population (single sex harvest), reference points could relate to metrics such as percent fertilised eggs and/or other female population indicators that are used in evaluating the management system's effectiveness at achieving its goal.
- Biomass escapement strategies are used for a variety of fisheries including those that target stocks that are short-lived, semelparous, exhibit high natural mortality, and/or a weak stock-recruit relationship (e.g. salmon or squid). A target amount or percentage of individuals needed to survive ("escape") is determined that ensures there is sufficient spawning biomass. Escapement can be expressed in absolute or relative terms. Provided the stock can be shown to be fluctuating around a "highly productive" level and is above any point where recruitment could be impaired, these proxies may be seen as being at a level consistent with MSY. The level of escapement can be kept constant, based on average conditions, or be variable to account for differences in year classes (e.g. real-time management).
- For fisheries targeting semelparous species (e.g. cephalopods), some stocks have almost full replacement of the population during each generational cycle. Investigating the spawner-recruitment relationship may help estimate stock size from prior data, and from that, a level of harvest that can maintain productivity consistent with MSY.

Examples: using proxy reference points

Examples of how the team may justify SG60, SG80, and SG100 levels in these situations:

- **SG60** if no decline has been observed in **1 proxy** of biomass for at least one generation time of the species and the proxy indicates that the stock is "**likely**" **above the PRI**.
- **SG80** if no decline has been observed in **2 proxies** of biomass for one generation time and at least one proxy indicates that the stock is at a "**highly productive**" level.
- **SG100** if no decline has been observed in **3 proxies** of biomass for one generation time and at least 2 proxies indicate that the stock is at a "highly productive" level.

In these cases, where higher scores are justified by the use of more than one proxy indicator, such proxies should be independent of each other and also reasonably be expected to be proxies of the quantity of interest, such as CPUE in the case of stock biomass.

In some cases, the team may argue that 1 good proxy is better than 2 or more weak proxies.

GSA2.2.3.2 ▲

For example, as with a "traffic lights" approach to management.

GSA2.2.4 Scoring stock status using fishing mortality rate ▲

The team should examine the history of F to determine whether the stock biomass could be assumed to be at the required level for each SG. This will depend on the starting status for stock biomass, the trajectory of fishing mortality, and the length of time that fishing mortality has been at a certain level.

If the starting biomass is unknown, the team should apply the following expectations:

- At least SG60 score is justified if F is "likely" to have been at or below F_{MSY} for at least 1 generation time of the species, or for at least 2 years, if greater. This level of F is generally expected to be able to recover, or maintain, a population likely to be above its PRI.

- At least SG80 is justified where B is “highly likely” to be above the PRI and at or “fluctuating around B_{MSY} ”, if F is likely to have been at or below F_{MSY} for at least 2 generation times, or for at least 4 years, if greater.
- SG100 score is justified if F is “highly likely” to have been below F_{MSY} for at least 2 generation times, or for at least 4 years, if greater.

These guidelines are based on the assumption that fishing mortality will in these cases be at or very closely below F_{MSY} . The lower the fishing mortality has been, the shorter the time interval required for recovery. For instance, while most species require about 2 generation times to recover from the PRI to B_{MSY} when fishing is at F_{MSY} , when F is reduced to 80% F_{MSY} or 60% F_{MSY} , the time for recovery may be halved. The team should take these issues into account when scoring.

Box GSA4: Generation time

The MSC defines a generation time (GT) as the average age of a reproductive individual in an unexploited stock¹²:

$$G = \frac{\sum_{a=1}^A a E_a N_a}{\sum_{a=1}^A E_a N_a}$$

where a is age, A is the oldest age in an unfished state, E_a is the maturity at age a, and N_a is the number per recruit alive at age a in the absence of fishing.

$$N_a = N_0 e^{-Ma} \text{ where } M \text{ is natural mortality and } N_0 = 1 \text{ (per recruit).}$$

The equation provided above computes GT with the parameter E_a being “maturity at age a”. The original Goodyear formula computes GT with the parameter E_a being “mean fecundity of females at age a”, which is estimated based on the product of the fraction of mature females and the average fecundity of mature females. The equation provided above is consistent with the original Goodyear formula but is more accessible because the information required is less onerous. The underlying assumption in the equation above is that fecundity is constant for all ages in the population, so that GT can be computed using the fraction of mature females only, referred to as “maturity”. Information about female fecundity, which requires specific equipment and expertise and thus is more expensive than maturity information, is not necessary to compute GT.

Another reasonable approximation for GT, when $0.1 \leq M \leq 2$ is:

$$1/M + A_{m50}$$

where A_{m50} is the age at 50% maturity.

The team should use an appropriate formula considering the data available, or peer-reviewed/published material for the target stock.

When several methods can be applied and it is not clear which should be chosen, the team should apply weight of evidence and precautionary approaches for the computation of GT.

¹² Goodyear, C.P. (1995) Red snapper in U.S. waters of the Gulf of Mexico: 1992 assessment update, National Marine Fisheries Service, Southeast Fisheries Science Center, Miami Laboratory. Gulf of Mexico. NMFS/SEFSC. Cited by Restrepo, V.R., Thompson, G.G., Mace, P.M., Gabriel, W.L., Low, L.L., MacCall, A.D., Methot, R.D., Powers, J.E, Taylor, B.L., Wade, P.R., and Witzig, J.F. (1998) in Technical Guidance on the Use of Precautionary Approaches to Implementing National Standard 1 of the Magnuson-Stevens Fishery Conservation and Management Act. NOAA Technical Memorandum NMFS-F/SPO-31, 17 July 1998.

Box GSA5: Consideration of fishing mortality rate in MSC assessments

The guidance in this section covers a specific situation: where F is being used as an indicator of the status of the stock when actual biomass estimates are not available.

The use of fishing mortality information is usually an indicator of the level of exploitation in a fishery. This is particularly relevant in the scoring of the rebuilding PI, 1.1.2, and the HCR PI, 1.2.2. The general expectations in these cases are summarised below:

- **PI 1.1.2** (rebuilding) – when B is below a level at which it could be regarded as “fluctuating around B_{MSY} ”, then F should normally be less than F_{MSY} , in order to achieve recovery to such a level.
- **PI 1.2.2** (HCRs) – to be regarded as working effectively, HCRs will normally maintain F equal to or less than F_{MSY} .

Only a few exceptions to these general “rules” are allowed. The team should support exceptions with clear justifications, such as the special nature of a stock assessment approach or the availability of other specific information.

For further details, see GSA2.3.4 and GSA2.5.3.

The team should note that F should be maintained at lower than MSY levels in key low trophic level (LTL) fisheries.

GSA2.2.5–2.2.6 Stock complexes ▲

See comments on multi-stock and mixed stock fisheries and stock complexes in Box GSA3.

GSA2.2.7 Consideration of environmental variability, including climate change, and human-induced impacts ▲

Ecosystem productivity may change naturally over time, for example under conditions of regime shift. Where changes to stock productivity are the result of natural fluctuations in environmental conditions, the values of reference points may also change, as reflected in stock assessments. These changes are acceptable when scoring the status of the stock in PI 1.1.1.

In situations where the productivity of the stock is affected through human-induced impacts, either directly from the UoA (e.g. excessive fishing) or from other sources such as pollution or habitat degradation (e.g. the clearance of mangrove swamps affecting fish nursery areas), reduction of reference points is not justified. The fishery should receive a lower score in PI 1.1.1 until effective management is in place and the stock returns to healthy levels.

The MSC recognises the multipurpose nature of use patterns, particularly in inland waters. Example uses include:

- Dam construction for water supply and power.
- Channelisation for navigation and flood control.
- Land drainage.
- Wetland reclamation for agricultural uses.

Such uses are generally fundamental to the functioning of modern society and outside the management control of the fishing sector. Where users from other, non-fishery sectors have impacts on the fishery, management should consider these impacts when devising a strategy for achieving management objectives.

Example

If water is withdrawn for agriculture and urban supply and this has an adverse impact on fish stocks, the management of the fishery is expected to address this fact, perhaps by reducing fishing or with time/area closures.

Climate change is a human-induced impact on fishery productivity. However, the impact of climate change is not easily resolved. Such changes are thus regarded as more similar to those arising from regularly occurring cycles or regime shifts, as covered under SA2.2.7.1. The team should note the further guidance on scoring of climate change in:

- PI 1.1.2 (stock rebuilding, see GSA2.3).
- PI 1.2.2 (harvest control rules, and the scoring of uncertainty).
- PI 2.4.3 (ecosystem information, see SA3.16.1).

If there is evidence that productivity changes are related to the impacts of long-term climate change, the team should note that appropriate adjustments need to be made to reference points. In such instances, the team should use indicators to determine stock status.

GSA2.2.8 Treatment of key LTL stocks ▲

LTL species, also referred to as forage fish, play a crucial role in marine food webs in many ecosystems. For this reason, the MSC has defined specific management and outcome requirements for key LTL stocks. The intent of the MSC's requirements on the treatment of LTL stocks is focused on limiting the ecosystem impacts caused by the commercial harvest of these important species.

Box GSA6: Special management requirements for key LTL stocks

The ecological importance of LTL species such as sardines, anchovy, and krill and the control they can exert on the rest of the food web is well established¹³.

Because of their significant ecological importance, unsustainable exploitation of forage fish populations can impact the marine food web by causing declines in top marine predator, seabird and marine mammal populations, or even threaten food security in some countries by diverting forage fish from human consumption.

A principal distinction within the MSC requirements is the recognition of key LTL stocks as separate from non-key LTL stocks. The intent is that the team should assess all forage fish stocks against their potential ecosystem importance when applying for certification against the MSC Standard, but the specific higher management requirements only apply to those stocks recognised as “key LTL”.

A species that feeds predominately on plankton and is found in the diets of many predators will likely be a key LTL stock. The MSC guidance on this topic (GSA2.2.9) provides examples of how these criteria can be met. Following a precautionary approach, if it is not possible to provide a justified argument that at least 2 of the criteria are NOT met, the team should treat the stock as key LTL.

¹³ Cury, P., Bakun, A., Crawford, R.J.M., Jarre, A., Quiñones, R.A., Shannon, L.J., and Verheye, H.M. (2000) Small pelagics in upwelling systems: patterns of interaction and structural changes in “wasp-waist” ecosystems. ICES Journal of Marine Science 57: 603–618.

The first 2 criteria¹⁴ and the thresholds used relate directly to the levels of ecosystem impact that the depletion of the LTL species would have. If the team determines a species to be key LTL, the removal of this species beyond defined precautionary reference points would likely cause a cascade effect in the wider ecosystem.

The MSC defines the default precautionary reference points for management of key LTL species as:

- A biomass that is 75% of the unexploited level in the system, or
- A target exploitation rate of $0.5F_{MSY}$ or $0.5M$, the natural mortality of the species.

In fisheries where there is sufficient understanding of the system, the team can use credible ecosystem models (as defined in SA2.2.14) to adjust these default reference points to specific levels appropriate to the fishery, where these levels are shown not to have adverse ecosystem effects.

The MSC's intent is that the team should evaluate key LTL target stocks scored under PI 1.2.1 scoring issue (a), PI 1.2.2 scoring issue (a), and PI 1.2.4 scoring issue (b) against management objectives in PI 1.1.1A at the SG 80 level and not PI 1.1.1.

If an LTL stock is not key, it is assumed that the impacts of removing it are not of particular importance to the wider ecosystem. The team should assess the stock in PI 1.1.1, using the default requirements.

GSA2.2.9 Identification of key LTL stocks ▲

The team should use the following to demonstrate whether a stock under assessment should be treated as a key LTL stock:

- The use of qualitative information on the ecosystem.
- Diet matrices to construct food webs.
- Ecosystem models that demonstrate the connection between species and trophic groups in the ecosystem.

If the team uses ecosystem models, they must be “credible”. The team should interpret “credible” as:

- Publicly available and well documented, such as peer-reviewed scientific papers.
- Fitted to time-series data.
- Comprehensive, dealing with the whole ecosystem, including all trophic levels¹⁵.

¹⁴ Smith, A.D.M., Brown, C.J., Bulman, C.M., Fulton, E.A., Johnson, P., Kaplan, I.C., Lozano-Montes, H., Mackinson, S., Marzloff, M., Shannon, L.J., Yenne-Jai, S., and Tam, J. (2011) Impacts of fishing low-trophic level species on marine ecosystems. *Science* 333, 1147–1150.

Essington, T., and Pláganyi, E. (2013) Model and data adequacy for Marine Stewardship Council key low trophic level species designation and criteria and a proposed new assessment index. Marine Stewardship Council Science Series. Available at: <https://www.msc.org/docs/default-source/default-document-library/what-we-are-doing/research-and-science-series/model-and-data-adequacy-for-msc-key-ltl-species-designation-and-criteria-and-a-proposed-new-assessment-index.pdf>

¹⁵ Essington, T., and Pláganyi, E. (2013) Model and data adequacy for Marine Stewardship Council key low trophic level species designation and criteria and a proposed new assessment index. Marine Stewardship Council Science Series. Available at: <https://www.msc.org/docs/default-source/default-document-library/what-we-are-doing/research-and-science-series/model-and-data-adequacy-for-msc-key-ltl-species-designation-and-criteria-and-a-proposed-new-assessment-index.pdf>

Where species are aggregated into trophic groups in ecosystem models, the degree of aggregation should adhere to guidance¹⁶ that:

- Aggregations do not include serially linked groups: predators and prey.
- Aggregations are not across species, age classes, or functional groups with rate constants that differ by more than 2–3-fold. If possible, the team should base information about trophic connection on empirical evidence of trophic dependence.

The team may also use **diet matrices**, which characterise the proportion of prey eaten by each predator, in addition to the simple linkages between predators. If diet matrices are used, the team must construct them in adherence with the guidance¹⁷.

Example

If key LTL stocks are identified by using total catch as a proxy for total biomass of the stock, the team should scale this up to the spatial extent of the stock and its predators. For example, the CAB should interpret a low-volume fishery in a major coastal upwelling system differently to one in a small embayment with several locally dependent predators.

In determining key LTL status, the team should consider the **spatial scale** of the ecosystem that could be affected, and from which information should be derived. This should generally correspond to the spatial distribution of the stock being fished and could be broader in some instances; for example, if the stock occurs within a well-defined spatial entity such as a gulf or regional sea. It will not necessarily correspond to the jurisdictional scale of the fishery. If the spatial scale of the ecosystem is considerably larger than the stock distribution, the team should consider potential impacts of localised depletion on predators.

Considering temporal scale, seasonality is not relevant to determining key LTL status. If the stock meets two or more of the sub-criteria in SA2.2.9 during only part of the year (e.g. during spawning of feeding aggregations but not during the rest of the year when the stock is dispersed or mixed with other stocks) the team should consider the criteria met and designate the stock as key LTL. If the target stock or stock component under assessment is widely distributed and is present in more than one ecosystem, the team should focus on the ecosystem containing the largest abundance of the species when assessing sub-criteria i, ii and iii in SA2.2.9.a.

2.2.9.a.i Key LTL criterion i – connectivity ▲

This sub-criterion requires that the LTL stock is eaten by the majority of predators.

In quantitative terms, food webs can be used to investigate connectance, which can be expressed as unweighted “**proportional connectance**” or the weighted **SURF index**, where **SURF** is Supportive Role to Fishery ecosystems. SURF has the advantage that it is less sensitive to the grouping of predator and prey species than connectance¹⁸.

Proportional connectance (PC) is calculated from a diet matrix that has n components, and only requires a knowledge of the interaction between groups, not the proportional diet fraction of each group, as follows:

¹⁶ Fulton, E.A., Smith, A.D.M., and Johnson, C.R. (2003) Effect of complexity on marine ecosystem models. Marine Ecology Progress Series 253: 1–16.

¹⁷ Fulton, E.A., Smith, A.D.M., and Johnson, C.R. (2003) Effect of complexity on marine ecosystem models. Marine Ecology Progress Series 253: 1–16.

¹⁸ Plaganyi, E.E. and Essington, T.E. (2014) When the SURFs up, forage fish are key. Fisheries Research 159: 68–84.

- The total connectance (T) in a diet matrix is the number of all positive, non-zero, diet interactions between components (i.e. predator-prey).
- The connectance (C) of a component is the total number of prey interactions plus the total number of predator interactions of that component calculated from the diet matrix.
- Then the proportional connectance of prey i is $PC_i = \frac{C_i}{T}$.

SURF is calculated as follows:

- $$SURF_i = \frac{\sum_{j=1}^n (p_{ji})^2}{T}$$
- Where p_{ij} is the diet fraction of predator j on prey i : the proportion of the diet of predator j that is made up of prey i .

Figure GSA2 shows the results, for key and non-key LTL species classified according to the MSC definition: if, when fishing at $B/B_0 = 40\%$, no single ecosystem group is reduced by more than 70% of its B_0 , and no more than 15% of ecosystem groups are perturbed by more than 40% from their B_0 using the data in Smith et al. (2011)¹⁹, of calculating connectance and SURF.

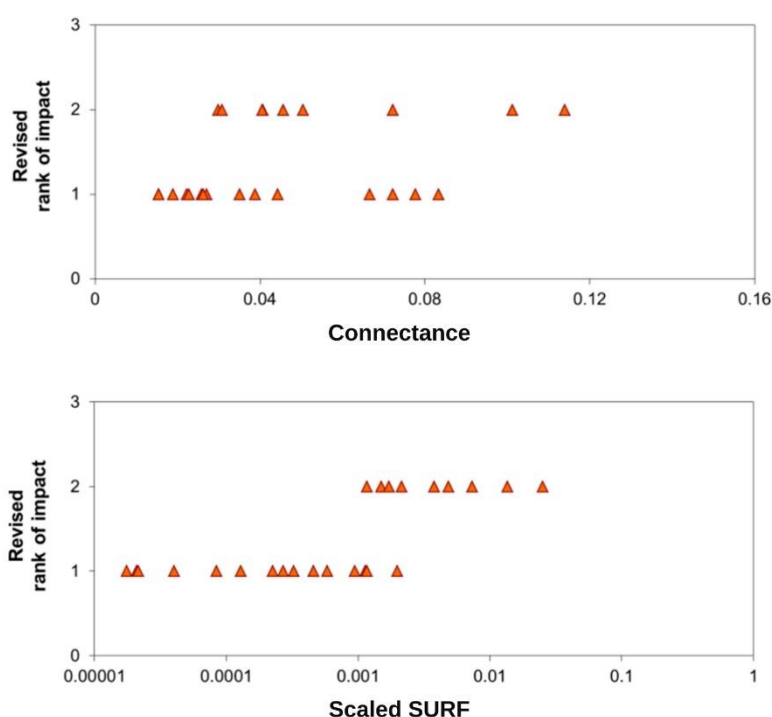


Figure GSA2: PC and SURF scores calculated from Ecopath with Ecosim (EwE) ecosystem models presented in Smith et al. (2011)²⁰, plotted against their impact on the ecosystem: category 1 satisfies SA2.2.14a at $B/B_0 = 40\%$ and is classified as non-key LTL; category 2 fails SA2.2.14a and is classified as key LTL

The team should assume that based on the analyses illustrated in Figure GSA2:

¹⁹ Smith, A.D.M., Brown, C.J., Bulman, C.M., Fulton, E.A., Johnson, P., Kaplan, I.C., Lozano-Montes, H., Mackinson, S., Marzloff, M., Shannon, L.J., Yune-Jai, S., and Tam, J. (2011) Impacts of fishing low-trophic level species on marine ecosystems (2011) Science 333: 1147–1150.

²⁰ Smith, A.D.M., Brown, C.J., Bulman, C.M., et al. (2011) Impacts of fishing low-trophic level species on marine ecosystems. Science 333, 1147–1150.

- Connectance values of less than 4% will normally indicate a non-key LTL stock.
- Connectance values of greater than 8% will indicate a key LTL stock.
- SURF values of less than 0.001 will normally indicate a non-key LTL stock.
- SURF values of greater than 0.001 will normally indicate a key LTL stock.

The team may take further qualitative evidence of predator dependency in the intermediate zone into consideration, where the classification of the stock is uncertain. For example:

- If the stock is important in the diets of many higher predators for much of the year, where “importance” here might be shown by:
 - The species being the preferred diet of a predator, compared to other prey species that also occur in the diet depending on availability, or
 - The species having higher calorific value or other specific fitness; for example, for the development of juveniles.
- If land-based colonies of predators, including seals, fur seals, sea lions, penguins, and other birds, are considered particularly dependent on this LTL stock.
- If large aggregations of other species are known to gather to feed on this LTL stock.

If there is no credible quantitative model, the team will require ecosystem-specific understanding of the food web connections in the whole ecosystem in order to assess the percentage of connections. The team should base this understanding on a comprehensive species list that identifies links for major prey and predators, particularly dependent predators of the LTL stock in question, supported by the considerations presented above.

2.2.9.a.ii Key LTL criterion ii – energy transfer ▲

- The team may determine whether this criterion is triggered based on:
 - Empirical data.
 - Credible quantitative models.
 - Information about the relative abundance of the LTL stock in the ecosystem.
- Consumer biomass ratio is calculated as the biomass of the candidate key LTL stock, divided by the biomass of all consumers in the ecosystem: all ecosystem components that are not primary producers or detritus: $\text{consumer biomass ratio} = B_{\text{LTL}}/B_{\text{consumers}}$.
- Model-based results suggest that the team should regard any LTL stock that constitutes more than 5% of the consumer biomass in the ecosystem as a key LTL stock.
- The importance of the size of a key LTL stock in determining whether there is a large volume of energy transfer through it will depend upon the size of the total energy in the ecosystem, and in the consumer biomass, as defined above.
- The size of the catch of a key LTL stock is not directly indicative of its likely importance in energy transfer. However, in approximate terms, catch size can be assumed to relate to ecosystem importance. The team may use catch size to support a plausible argument that an LTL species meets, or does not meet criterion SA2.2.14, as follows:
 - LTL stocks that are subject to small catches by small-scale fisheries, where small catches are < 50,000t average total catch from the stock over the last 5 years, will not normally be key LTL stocks. Catches beneath this threshold may still indicate key LTL stocks in cases where they are taken from unusually small ecosystems.
 - It is less easy to predict the status of LTL stocks subject to large catches, where large catches are > 100,000t total catches from the stock over the last 5 years. The CAB should not assume that these fisheries are accessing non-key LTL stocks.

2.2.9.a.iii Key LTL criterion iii – “wasp-waistedness” ▲

This sub-criterion requires that there are few other species at this trophic level through which energy can be transmitted from lower to higher trophic levels, such that a high proportion of the total energy passing between lower and higher trophic levels passes through this stock.

- Simple food webs will be sufficient to determine whether there are significant other functionally similar species at a similar trophic level to the candidate LTL stock.
 - Although for the candidate LTL species, the focus is on the adult component of the stock (SA2.2.9.a, SA2.2.9.b), the team should consider all life stages (including juveniles) of other species at the same trophic level.
- The team may examine catch statistics of other species of the types listed in Box SA1 or SA2.2.9.b within the same ecosystem to determine whether there are few significant catches of other species at this trophic level.
 - In ecosystems where the catches of the candidate LTL stock are less than those of all other species at the same trophic level, the team may regard the ecosystem as not “wasp-waisted” and the candidate stock will not normally be a key LTL stock.

Example

Sardine would be considered a key LTL species in the southern Benguela current system but not in the northern Humboldt system in its current state, as of 2010. If the Humboldt system were to shift to a sardine-based rather than an anchovy-based system, sardine would once again become a key LTL species in that ecosystem.

As with other MSC guidance on ecosystem change, for instance relating to climate change and multi-decadal environmental cycles, the CAB needs to:

- Be aware of changes in ecosystem structure and productivity.
- Assess in surveillance reports, or in assessment/reassessment, the extent to which the fishery has taken these into account. For instance:
 - In the case of productivity, by adjusting TRPs and LRPs.
 - In the case of ecosystem regime shifts such as above, by reconsidering the species against the key LTL species definition.

GSA2.2.12–GSA2.2.15 Scoring stock status for key LTL stocks ▲

Estimates for B_0 referred to in SA2.2.13 and SA2.2.14 can be determined using credible single species or ecosystem models or robust empirical data (such as fishery independent surveys).

See Smith et al.²¹ for the justification of impact levels required in SA2.2.14.b and the use of a default 75% B_0 target level for their achievement.

²¹ Smith, A.D.M., Brown, C.J., Bulman, C.M., Fulton, E.A., Johnson, P., Kaplan, I.C, Lozano-Montes, H., Mackinson, S., Marzloff, M., Shannon, L.J., Yenne-Jai, S., and Tam, J. (2011) Impacts of fishing low-trophic level species on marine ecosystems. *Science* 333, 1147–1150.

GSA2.2.16 Scoring key LTL stocks based on fishing mortality rate ▲

In the absence of robust estimates for B_0 , target F values that would achieve the appropriate target biomass levels can be adopted. Studies²² have found that exploitation rates of about half MSY rates were required to limit the ecosystem impacts to the same levels obtained at the default $75\%B_0$.

For key LTL species, the team should modify default expectations provided in GSA2.2.4 for non-key LTL species to reflect the higher biomass levels expected and the lower F needed.

At least SG60 is justified if F is “likely” to have been somewhat below F_{MSY} but not as low as $50\%F_{MSY}$ for at least one generation time of the species, or for at least 2 years, if greater.

At least SG80 is justified if F is “likely” to have been at $0.5F_{MSY}$ or $0.5M$ for at least 2 generation times, or for at least 4 years, if greater.

SG100 is justified if F is “highly likely” to have been below $0.5F_{MSY}$ or $0.5M$ for at least 2 generation times, or for at least 4 years, if greater.

GSA2.2.17 Allowing for recruitment variability ▲

Environmental variability is generally high for fisheries based on key LTL species compared to non-LTL fisheries. In some cases, this makes biomass-based reference points meaningless and better justifies the use of F -based management approaches.

GSA2.3 Stock rebuilding PI (PI 1.1.2) ▲

Background

The MSC Fisheries Standard does not refer to “formal recovery plans”. This is because, in some jurisdictions, this terminology carries specific legislative or regulatory meaning. Fisheries are instead expected to have “recovery strategies”, which may or may not be binding in a statutory context. This PI is only scored when PI 1.1.1/PI 1.1.1.A does not meet the SG80.

Scoring issue (a) – rebuilding timeframes ▲

If quantitative stock assessment information is used in scoring this PI, the team should note that stock rebuilding timeframes required in scoring issue (a) relate to the time required for the stock to recover from the current level to B_{MSY} , or a level regarded as “consistent with MSY ” where proxies are used.

On this basis, it may be impossible for some stocks to meet recovery targets in a 5-year timeframe because of the life-history parameters of the species under assessment. Such parameters include:

- Growth rate.
- Size or age at maturity or recruitment to the fishery.
- Stock size or age composition.
- Longevity.
- Natural mortality.

However, some very-fast-growing stocks may recover in less than 1 certification period (5 years). An extension to 5 years is allowed for these stocks.

²² Pikitch, E., Boersma, P.D., Boyd, I.L., Conover, D.O., Cury, P., Essington, T., Heppell, S.S., Houde, E.D., Mangel, M., Pauly, D., Plagányi, É., Sainsbury, K., and Steneck, R.S. (2012) Little Fish, Big Impact: Managing a Crucial Link in Ocean Food Webs. Lenfest Ocean Program. Washington, DC. 108 pp.

As allowed in the scoring of other PIs, the CAB should apply the definition of generation time given in Box GSA4.

GSA2.3.2–GSA2.3.3 Timeframes for achieving conditions ▲

The team should note that stocks that trigger rebuilding may be allowed 1 year to put rebuilding strategies and monitoring in place. This would likely be relevant if the stock status dropped below SG80 for PI 1.1.1/PI 1.1A after certification. If one year is needed in this instance, the team should put a condition on PI 1.1.1 to allow PI 1.1.2 to be scored at the next surveillance. After one year, the team can then rescore PI 1.1.2 and assign conditions as appropriate. Given that the SG60 level would not be met for PI 1.1.2 when the one-year condition is put in place, the team should submit a variation request against FCP v3.0 7.15.7.2.a, 7.15.13, 7.15.14, and 7.16.3.

The team may consider allowances of more than 1 year in fisheries where stock assessments and the development of management advice are not an annual event.

If PI 1.1.2 scores less than SG80, due to a lack of evidence for rebuilding, the condition applied to develop such evidence should still be achieved within the normal maximum 5-year duration of the certificate (as required in SA2.3.3). While the MSC's allowance for "exceptional circumstances" in FCP 7.16.6 may still apply to rebuilding of the stock, which may be constrained by the species biology, it should not apply here to the necessary reduction in exploitation rate, which is regarded as being under the control of management and not constrained by the species biology.

The MSC wishes to avoid the situation in which fisheries appear in the upper left corner of a "Kobe plot", with high exploitation rates even when stock size is reduced. The team should thus consider whether any condition on rebuilding could reasonably be achieved in less than the maximum 5-year period; for example, on an "accelerated" 2-year timescale. The team should expect fisheries in this situation to begin effective rebuilding, and thereby meet SG80 for this PI, as fast as reasonably possible.

GSA2.3.4 Scoring fishing mortality rate as evidence of rebuilding ▲

The MSC's expectation of rebuilding is that, for most stocks, scores of SG80 or SG100 will require F to be lower than F_{MSY} , as described in SA2.3.4.a and 2.3.4.b. The alternative allowance in SA2.3.5 would apply only in exceptional circumstances where there is real demonstrated recovery in the stock even though F is not less than F_{MSY} . This may still occur in some years; for example, in HCRs where F is specifically used as a target rather than a limit, as described in the examples in Box GSA5.

The alternative allowance in SA2.3.5 may also be temporarily acceptable following a series of recent high levels of recruitment due to good environmental conditions. In such cases, the "alternative clear evidence that the stocks are rebuilding" should include that the stock has increased in at least the "last 2 years", or other period as used in the assessment of the fishery. In these cases, the team should not accept evidence of only 1 year/period of growth as sufficient. In its scoring rationale in these cases, the team should include some understanding of why the stock is rebuilding even though F is higher than F_{MSY} .

The team should consider the level of fishing mortality in cases where environmental variability appears to be affecting the ability of the stock to recover.

In situations where climatic cycles, for example decadal cycles, are shown to be reducing the potential of the stock to achieve good recruitment, SG80 or SG100 may still be justified when F is "likely" or "highly likely" below F_{MSY} and the expectation is that good recruitment will be restored when climatic conditions permit. The team should also consider the target levels that are expected for rebuilding, consistent with GSA2.2.7.

GSA2.4 Harvest strategy PI (PI 1.2.1)

Scoring issue (a) – harvest strategy design ▲

Key elements of harvest strategies include:

- The control rules and tools in place, including the ability of the management system to control effort, taking into account issues such as overcapacity and its causes.
- The information base and monitoring stock status.
- The responsiveness of the management system and fleet to stock status.

The CAB should also consider whether there are issues that might compromise the effectiveness of the harvest strategy, such as fishing overcapacity caused by subsidies. If overcapacity exists because of subsidies, the management system should be robust enough to deal with this issue and still deliver a sustainable fishery in accordance with MSC Principles 1 and 2.

The elements of the harvest strategy need to work together. The team should therefore consider:

- The overall performance of the harvest strategy.
- How its elements contribute to allowing the management system to be responsive to the state of the stock.

In terms of being responsive to the state of the stock, the team should provide evidence that the harvest strategy allows an adaptive management system. This could include demonstrating that the harvest strategy allows or has allowed the management authority to respond to issues in a clear, transparent, and consistent manner. This may include prior evidence of action that management has taken when shortcomings in the elements of the harvest strategy have been identified. A responsive harvest strategy should demonstrate that the management agency has acted, when required.

A responsive harvest strategy does not need a “well-defined” HCR for it to be responsive.

For highly fluctuating or dynamic stocks that can have their stock status driven by environmental factors, a responsive harvest strategy should allow management to reduce exploitation to levels that are consistent with the natural environmental fluctuations. In such cases, the harvest strategy should allow management to alter exploitation in an adaptive manner, to levels that are appropriate for the stock to meet the objectives reflected in PI 1.1.1/PI 1.1.1A SG80 under fluctuating environmental conditions.

Additionally, for “highly productive” species such as small pelagic fishes and invertebrates with short generation times (e.g. < 1 year), there can be trade-offs between catch rates, fishery stability, and management and conservation objectives²³. Because life history can affect such trade-offs²⁴, the design of the harvest strategy should be appropriate for the species, and scoring should reflect this.

To achieve this, a robust management system may include:

- Use of in-season monitoring and adjustments.
- Consideration of long-term climatic changes such as regime shifts in the harvest strategy²⁵.

²³ Cochrane, K.L., Butterworth, D.S., De Oliveira, J.A.A., Roel, B.A. (1998) Management procedures in a fishery based on highly variable stocks and with conflicting objectives: experiences in the South African pelagic fishery. *Reviews in Fish Biology and Fisheries* 8: 177–214.

²⁴ Siple, M., Essington, T., & Plaganyi, E. (2018) Forage fish fisheries management requires a tailored approach to balance trade-offs. *Fish and Fisheries*. 20.

²⁵ King, J.R. & McFarlane, G.A.. (2006) A framework for incorporating climate regime shifts into the management of marine resources. *Fisheries Management and Ecology*.13. 93–102.

- Maintenance of buffers to account for uncertainty²⁶.

Assessing informal approaches against PI 1.2.1

- The team should factor in to the assessment the likelihood of changes within the fishery that could lead to an increase in the risk of impact from fishing activity over time.
- The team should consider how elements of the strategy are combining to ensure that the fishery is moving in the desired direction or operating at a low risk level.
- The team should consider how qualitative or semi-quantitative objectives are being achieved.
- The team should provide evidence that the expected objectives are being met. The team may demonstrate this evidence through local knowledge or research.
- The team should determine the extent to which there is a feedback and learning mechanism to inform the harvest strategy on an ongoing basis. Depending on the scale of the fishery, this could be through:
 - Informal stakeholder processes that are based on local knowledge of the fishery, or
 - Any other less subjective review process.

GSA2.4.1 Interpretation of terms ▲

As used in SI 1.2.1b at the 100 level, an “evaluation” may range from a subjective stakeholder process in small-scale/data-deficient (SS/DD) fishery to quantitative management strategy evaluation as appropriate to the fishery.

For “tested” at the SG80 level in SI 1.2.1b, the team can include:

- The use of experience from analogous fisheries.
- Empirical testing, for example practical experience of performance.
- Evidence of past performance.
- Simulation testing, for instance using computer-intensive modelling such as management strategy evaluation.

Teams should only assess that the harvest strategy is ‘tested and expected to achieve its objectives’, if there hasn’t been an update to stock status following the implementation of the harvest strategy. Once there is an update to stock status after the direct implementation of the HS used to score PI 1.2.1, the team should assess if the HS is achieving the objectives of PI 1.1.1/1.1.1A.

For tested and evaluation in scoring issue (b) at the harvest-strategy level, the team should consider the full interactions between different components of the harvest strategy, including:

- The HCRs.
- Use of information.
- Assessment of stock status.

SG100 for SI 1.2.1b requires a broader evaluation than that considered in the evaluation of the robustness of HCRs in SI 1.2.2b.

²⁶ Pikitch, E., Boersma, P.D., Boyd, I.L., Conover, D.O., Cury, P., Essington, T., Heppell, S.S., Houde, E.D., Mangel, M., Pauly, D., Plagányi, É., Sainsbury, K., and Steneck, R.S. (2012) Little Fish, Big Impact: Managing a Crucial Link in Ocean Food Webs. Lenfest Ocean Program. Washington, DC. 108 pp.

GSA2.4.2 Setting conditions ▲

If conditions are set, changes to the HCRs or assessment method may be needed to make these conditions operational.

GSA2.4.3–GSA2.4.4 Shark finning ▲

Background

At its December 2011 meeting, the MSC Board of Trustees resolved that shark finning shall not be undertaken within MSC certified fisheries.

The intent of scoring shark finning in PIs 1.2.1, 2.1.2, and 2.2.2 is to enable scoring the fishery on the CAB's level of certainty that shark finning is not taking place. These scoring issues are designed as a combination of policies and information thresholds determined by the evidence requirements, to assess the arrangements that are in place to ensure shark finning is not taking place.

Fins naturally attached

A fins naturally attached (FNA) policy, as defined in the MSC-MSCI Vocabulary, needs to be in place for all retained sharks. Where reference is made to the requirement for FNA, in order to facilitate freezing and storage, the fishery could partially cut the fins, including for the purposes of draining blood to avoid ammonisation, and fold them around the carcasses. However, fins should be attached to a substantial part of the shark, not just some vertebrae, allowing the shark to be easily identified to the species level. If fins are removed and then artificially attached to the carcass via ropes or wire or placed into a bag that contains that carcass and fins, this would not constitute FNA.

Non-retention policies

A non-retention policy, including species specific policies, is one where any captured individuals must be released and cannot be landed or retained in whole or in part. If a UoA operates under a non-retention policy, the same level of information accuracy determined through the evidence requirements applies to the implementation of an FNA policy.

FNA policies

FNA policies can be included in regulations governing the management of sharks, including but not limited to prohibiting shark finning, such as:

- Ratified RFMO conservation measures.
- National or international memoranda of understanding or agreements.
- National plans of action on sharks.
- Legislation regulating the management and catch of sharks.
- UoA/company level codes of conduct.

If a management agency has a requirement for FNA but it includes exemptions, the UoA should demonstrate that it is adhering to the FNA component. This may be from documented evidence that the UoA has put in place a code of conduct or policy that mandates its vessels operate with FNA.

Evidence of shark finning

The team is required to apply the Evidence Requirements Framework in the 'MSC Fisheries Standard Toolbox' to evaluate the accuracy of information used to score the shark-finning scoring issue(s). This is to provide confidence in the team's determination that an FNA policy is in place. As part of this process, the team is required to:

- Consider any documentation that supports the implementation of an FNA policy in practice.
- Assess the appropriateness of enforcement in the UoA with respect to monitoring compliance with the FNA policy.

If there is objective verifiable evidence that indicates shark finning is taking place in the UoA, the CAB should not certify the UoA unless the client or client group excludes the vessel(s) involved from the UoA for 2 years, following procedures in [FCP 7.4](#).

Objective verifiable evidence could be any documented statement of fact based on observations or measurements, or tests that can be verified.

If there is objective verifiable evidence that indicates shark finning is taking or has taken place on board a vessel that operates in a UoA/Unit of Certification (UoC) within the last two years:

- The fishery client(s) should exclude the vessel from the UoA(s)/UoC(s).
- The vessel should not operate in the UoA(s)/UoC(s).
- The vessel will not be eligible to access any fishery certificate for two years from the date of exclusion.

Guidance to the FCP ([GFCP](#)) [G7.4.7](#) provides information on this process.

The date of exclusion is the date an updated vessel list was published on the Track a Fishery website. If fishery clients do not exclude vessels that are involved in shark finning practices, the CAB should not certify or maintain the certification of the fishery.

It does not matter where the vessel was operating, who was operating the vessel or who owned the vessel when the shark-finning incident took place, the MSC's intent is that any vessel involved in the practice of shark finning in the last two years is not eligible to access any MSC fishery certificate, cannot operate within any UoC, and cannot be an "eligible fisher" in any UoA irrespective of ownership or name change.

Fishery clients and CABs should refer to the process for excluding an entity in [FCP 7.4.5–7](#) for details on excluding vessels from the UoA(s)/UoC(s).

Note: the UoA is included in the text above (as well as the UoC). This is because UoAs can include "other eligible fishers" that were considered in the full assessment but are not part of the UoC because they have not entered into a certificate-sharing mechanism. Please refer to [FCP 7.5.11](#) and [GFCP 7.5](#) for more information on "other eligible fishers". It is the MSC's intent that vessels identified as "other eligible fishers" that have engaged in shark finning are excluded from accessing the certificate via the certificate-sharing mechanism. In order to implement this intent, the CAB and client should not list these vessels as "other eligible fishers".

Scenario 1: Evidence of shark finning is identified during a full assessment

If, during a fishery assessment, the team identifies objective verifiable evidence that indicates shark finning is taking place on board vessels that operate in the UoA, the vessel(s) engaged in the shark finning should be excluded from the UoA.

Scenario 2: Evidence of shark finning is identified during a surveillance audit

At each surveillance audit the team should review observer data, and other sources of information, in order to detect whether shark finning has taken place on board vessels that operate in the UoA(s)/UoC(s) in the last two years or since the last surveillance audit. If the CAB identifies objective verifiable evidence that shark finning is taking place on board vessels that operate in the UoA(s)/UoC(s), they should immediately inform the fishery client. The fishery client should exclude those vessels from those UoA(s)/UoC(s) and ensure the vessels do not have access to the certificate.

Scenario 3: Evidence of shark finning is identified between surveillance audits

Fishery clients may regularly review observer data, and other sources of information, between surveillance audits in order to detect whether shark finning is taking place on board vessels that operate in their UoA(s)/UoC(s). Fishery clients may receive information from other fishery clients or stakeholders that indicates shark finning is taking place on board vessels that operate in their UoA(s)/UoC(s). As soon as fishery clients become aware that shark finning is taking place on board vessels that operate in their UoA(s)/UoC(s), they should:

- Exclude those vessels from those UoA(s)/UoC(s).
- Ensure the vessels do not have access to the fishery certificate.
- Inform their CAB immediately.

The MSC's intent is that if fishery clients are aware that shark finning is taking place on board vessels that operate in their UoA(s)/UoC(s), they should not wait until a surveillance audit before taking action and informing their CAB. This would contravene the MSC's position that shark finning is not to be undertaken within MSC certified fisheries. If a fishery client has not excluded vessels involved in shark finning from their UoA(s)/UoC(s), the MSC's intent is clearly stated in the MCS Fisheries Standard 1.1.6.

GSA2.5 Harvest control rules and tools PI (PI 1.2.2) ▲

For LTL species, for the fishery to score 60 or above under PI 1.1.1A, the TRPs and LRPs need to take into account the ecological role of the stock for the fishery. The harvest strategy, control rules, information requirements, and assessment need to be consistent with this distinction. When PI 1.1.1A is scored, the team should interpret references to PI 1.1.1 in the guidance below as PI 1.1.1A and the objectives required therein.

There may be conceptual differences in the reference points when scoring PI 1.1.1 and PI 1.2.2. This is because fisheries may use different reference points for measuring stock status and as triggers in the HCRs²⁷. For example, a fishery that uses an explicit B_{MSY} reference point as a target for the fishery biomass may have TRPs for adjusting F at values of biomass either at B_{MSY} , or above or below B_{MSY} . The focus in this PI is thus on the reference points used in a fishery to trigger changes in management actions, and how they work in combination to achieve the outcomes required in PI 1.1.1.

Scoring issue (a) – HCR design and application ▲

The team should consider the basis for plausibility and practicality of design in relation to the scale and intensity of the fishery; for example, using:

- Empirical information.
- Relevant science.
- Model-based approaches, such as management procedures and management strategy evaluation.

The team should score HCRs against their ability to deliver the levels expressed in scoring issue (a).

- At **SG60**, HCRs should be “likely” to ensure that stocks will be maintained above the PRI.
- At **SG80**, HCRs should also ensure that the stock is “likely” to fluctuate around a B_{MSY} level. Testing may show that this is achieved by the inclusion of a B_{MSY} consistent reference point as a trigger in the HCRs, such as an inflection in a “hockey stick” form, at a point that would deliver B_{MSY} in the long term.
- At **SG100**, greater certainty is required. The team should regard fisheries with HCRs that target stock levels above B_{MSY} , for example a biomass that maximises net economic returns (B_{MEY}), as at least meeting the 80 level. Projections in the fishery may show that the HCR would “likely” achieve the higher SG100 score by fluctuating more above than around B_{MSY} .

HCRs will usually include some form of dynamic rule, requiring that a change of some sort will be made in response to a fishery indicator moving above or below one of the TRPs. In lightly exploited

²⁷ Dowling, N.A., Dichmont, C.M., Haddon, M., Smith, D.C., Smith, A.D.M., Sainsbury, K. (2015) Guidelines for developing harvest strategies for data-poor species and fisheries. Fisheries Research 171 pp 130–140.
Dowling, N.A., Haddon, M., Smith, D.C., Dichmont, C.M., and Smith, A.D.M. Harvest Strategies for Data-Poor Fisheries: A Brief Review of the Literature. CSIRO.

fisheries, it may be that some reference points are set to trigger changes in data collection or assessment approaches, as certain thresholds are reached²⁸.

HCRs are often applied on a frequent basis, such as with the annual setting of total allowable catch (TAC) or effort restrictions.

- Such HCRs respond dynamically to the monitoring data from the fishery with regular adjustments to input/output-type management measures.
- In data-poor fisheries that are managed without such input/output controls, management may comprise only technical measures, such as size limits, gear restrictions, closed seasons, and closed areas.
 - In these cases, the specific terms of the technical measures are usually set and fixed for a relatively long period of time, several years, based on occasional strategic stock assessments that are shown to deliver defined TRPs or LRPs.
 - The team may regard such an arrangement as equivalent to a dynamic HCR operating over a longer time scale in cases where some indicators are monitored to confirm that the HCRs are delivering the intended targets for the stock.
- For “highly productive” species, the design of the HCR should consider life history, as this can affect performance of the control rule. Given the propensity for changes in productivity with these species, adaptive and responsive control rules are key to assist with detecting and responding to changes in biomass²⁹.

At SG80 in scoring issue (a), the team should expect “well-defined” HCRs to explicitly include the conditions under which the technical measures in the fishery would be expected to be revised in the future.

Example

Relatively sedentary bivalves often have fishery management trigger points based on population densities collected through systematic surveys, where these index densities are established based on the species population dynamics and the inherent productivity of the habitat and environmental conditions.

There may be no formal stock assessment, but yield is calculated on a proportion of the observed biomass, and the harvested fraction determined on empirical evidence from historical catches and their consequences.

The team should note that, while such arrangements can work, HCRs based on taking a constant percentage of the year’s estimated biomass should not be regarded as meeting the requirement of avoiding the PRI, unless some lower threshold is defined.

The CAB should not always interpret the requirement that an HCR reduces exploitation rates as the LRP is approached as requiring the control rule to deliver an exploitation rate that is a monotonically decreasing function of stock size:

- Any exploitation rate function may be acceptable if it acts to keep the stock above an LRP that avoids possible recruitment failure and attempts to maintain the stock at a TRP that is consistent with B_{MSY} or a similar “highly productive” level.

²⁸ Dowling, N.A., Dichmont, C.M., Smith, A.D.M., Smith, D.C., and Haddon, M. *Guidelines on developing harvest strategies for data-poor fisheries*. CSIRO.

²⁹ Pikitch, E., Boersma, P.D., Boyd, I.L., Conover, D.O., Cury, P., Essington, T., Heppell, S.S., Houde, E.D., Mangel, M., Pauly, D., Plagányi, É., Sainsbury, K., and Steneck, R.S. (2012). *Little Fish, Big Impact: Managing a Crucial Link in Ocean Food Webs*. Lenfest Ocean Program. Washington, DC. 108 pp.

- This outcome includes the requirement that the HCR should act to cause stocks to rebuild to the TRP when they are below it; maintenance of a stock at a level just above the LRP would not be acceptable.
- A reduction of exploitation rate may not always mean that the control rule requires a reduction in “total” exploitation rate, but instead could involve reducing exploitation rate on parts of the stock; for example, by age or sex.
- The team should assume that reductions in exploitation rate refer primarily to reductions in catches and effort, and not to gear modifications, unless these have the effect of reducing catches/effort.

As noted in the guidance on PI 1.1.1, HCRs may include both explicit and implicit reference points.

Example

If a management strategy is based solely around a TRP, the HCR, when combined with TRP, should ensure that the stock remains well above the PRI. This should ensure that the exploitation rate is reduced as this point is approached. This is an implied LRP.

Equally, a management strategy based solely around an LRP should imply that there is a TRP close to or at B_{MSY} , or some other measure or surrogate that maintains the stock at high productivity, and at a level that is well above the LRP.

GSA2.5.2 “Generally understood” HCRs at SG60 vs “well-defined” HCRs at SG80



For “generally understood” and in-place HCRs, there should be at least some implicit agreement supported by past management actions that demonstrates that “generally understood” rules exist. There should be the expectation that management will continue to follow such “generally understood” rules in future and act when changes in explicit or implicit reference points are identified.

When determining whether a “generally understood” HCR is in place in the fishery under assessment, the team needs to determine whether the fishery will take appropriate management action in line with what they perceive as the “generally understood” rule. The team should consider evidence of positive action being taken in the past as evidence that there is a “generally understood” rule in place. The team should provide clear reference to documents or other evidence that actions were taken on specific dates.

The team should provide evidence and examples of the positive actions taken in response to generally understood HCRs for the target stock when they are in place.

The team should apply a precautionary approach to scoring when there is uncertainty over whether an HCR meets the requirements of “generally understood”, and whether there is sufficient evidence to support this. Note, the full definition for HCRs in the MSC-MSCI Vocabulary should only apply at the SG80 level, given the term ‘well-defined’ is used in this definition.

The team should not consider the following as evidence that an HCR is in place:

- A poorly defined commitment such as “we agree to implement an HCR sometime in the future”.
- General regulations, such as convention texts or references to the Fish Stocks Agreement.
 - However, binding commitments such as those in national law may be used as evidence, if supported by evidence of management action.
- Scientific recommendations on HCRs or reference points that have not yet been adopted by the actual management agency.

The team should not expect that “in place” arrangements require formal indefinite binding agreement. For example, CMMs approved by RFMO Commissions are regarded as “active” resolutions and may thus be accepted as in place even though they may be overturned in the future.

Scoring issue (b) – scoring uncertainty in the HCRs ▲

The SGs reflect the degree of confidence there is in the HCR performance in relation to risks caused by known and unknown factors.

Known factors include:

- Observation and process errors that are often accounted for in stock assessments.

Unknown factors include:

- Unpredictable effects from climate.
- Environmental or anthropogenic non-fishery related factors, which could, for example, lead to periods of low recruitment or growth.
- High natural mortality.
- Migration.

These and other changes to the population dynamics may not have been fully accounted for in the stock assessment or projections. Another important reason for limited confidence in an HCR is that it has not been fully agreed by stakeholders, and it is uncertain whether the fishing community will comply with the HCR. This last issue is important to ensure HCRs are not only theoretical rules on paper but are applied in practice.

The team can use testing to support the requirement that the control rules and/or management actions are designed to take into account uncertainty. Testing can include:

- The use of experience from analogous fisheries.
- Empirical testing; for example, practical experience of performance or evidence of past performance.
- Simulation testing, for instance using computer-intensive modelling such as management strategy evaluation.

It may generally be the case that LRPs are set at the point that reproductive capacity starts to be appreciably impaired for some fisheries, especially those for small pelagic species and annual species where the stock recruit relationship is very steep. However, management may choose to set an LRP above this level. Maintaining a buffer can allow for adaptability to changes in production³⁰. Where this results in more precautionary management, it may assist the fishery in meeting SG80 or SG100 for scoring issue (b).

HCRs in small-scale fisheries may still achieve high scores if uncertainties are well considered. The team may thus score simple HCRs linked to reliable indices of stock status highly on this issue without management strategy evaluations.

GSA2.5.3 Evaluating the effectiveness of HCRs – PI1.2.2 scoring issue (c) ▲

In this scoring issue, the team is required review the ability of the tools associated with the HCRs to achieve the exploitation levels. Such tools include:

- Management measures like TACs and fishing limits.
- Arrangements for sharing TACs between participants in the fishery, including between states in shared stock fisheries.

³⁰ Pikitch, E., Boersma, P.D., Boyd, I.L., Conover, D.O., Cury, P., Essington, T., Heppell, S.S., Houde, E.D., Mangel, M., Pauly, D., Plagányi, É., Sainsbury, K., and Steneck, R.S. (2012) Little Fish, Big Impact: Managing a Crucial Link in Ocean Food Webs. Lenfest Ocean Program. Washington, DC. 108 pp.

For this examination, the team may consider the overall history of effectiveness of the tools used in the fishery, in terms of their ability to achieve the desired exploitation rates and biomass levels, and the current status.

SA2.5.3 requires that the team examine the current exploitation levels in the fishery, as part of the evidence that the HCRs are working, for example through evidence that current F is equal to or less than F_{MSY} . The team may also accept current F levels greater than F_{MSY} in cases where:

- Stock biomass is currently higher than B_{MSY} , or
- Stock assessment information is comprehensive and it is appropriate to treat F_{MSY} as a TRP (see Box GSA5).

However, the team should not use $F < F_{MSY}$ as the sole evidence for the existence of an effective HCR. F could, for example, be lower than F_{MSY} just because effort is currently low, even though there has been no management commitment or attempts to actually control effort at a level that would constrain F to F_{MSY} by the HCR. However, if F has been constrained at $F < F_{MSY}$ by the tools, the team could accept this as part of the evidence that the HCRs are being effective. Evidence for the effectiveness of an HCR should in fact require the consistent achievement of the target exploitation level, which may be well below F_{MSY} if stocks are currently below B_{MSY} . The team should take particular care when assessing the effectiveness of capacity limitation measures in fisheries, for example in comparison to well-monitored effort controls and catch limits, in terms of their likely ability to meet management goals and target exploitation levels.

To avoid severe socio-economic impacts in a fishery, the team may also make allowance for the gradual adjustment of F down to appropriate levels in cases where the pace of change is limited. In these cases, projections of stock status should confirm that the expected future adjustments in F will still lead to fluctuations around MSY levels within a reasonable timescale.

If proxy indicators and reference points are used in the fishery instead of explicit estimates of F and F_{MSY} (as allowed in SA2.2.3), the team should assign higher scores where greater confidence is provided by the proxy information, similar to the scoring of PI 1.1.1. Where higher scores are justified by the use of 2 or more proxy indicators, they should be independent of each other and be expected to be proxies of the quantity of interest, such as mean fish size in the case of exploitation rates. The team should present a rationale for how the proxies conform to these principles.

As with the case of using proxies for scoring stock biomass in PI 1.1.1, it may sometimes be argued that 1 good proxy is better than 2 or more weak proxies.

Examples: SG60, SG80, and SG100 levels

Examples of how the team may justify SG60, SG80, and SG100 in these situations:

- At least SG60 is justified if 1 proxy indicates that “overfishing” is not occurring.
- At least SG80 is justified if 1 or more proxies indicate that it is “likely” that “overfishing” is not occurring. In this case, the extra confidence may be due to the availability of a second proxy indicator, or may arise because a minimum 70% probability level can be assigned to the single indicator used, as compared to the SG60 level where this probability level may not be demonstrated.
- SG100 is justified if 2 or more proxies indicate it is “highly likely” that “overfishing” is not occurring.

Assessing informal approaches to HCRs

In informally managed fisheries, the CAB should assess the extent to which there are management tools and measures in place that are consistent with ensuring that susceptibility of the target species to removal is no higher than that which would cause the risk to the target species to be above an acceptable risk range. Measures could be spatial, temporal, or changes to gear overlap.

The team should also consider measures in place to respond to changes in the fishery, for example by reducing the susceptibility of target species when the fishery is not heading in the direction of its objectives.

Metapopulations

The team should address uncertainties relating to the metapopulation structure. The team should note the descriptions of different types of metapopulation in [GFCP G7.5](#).

GSA2.6 Information monitoring PI (PI 1.2.3)

GSA2.6.3 Information categories ▲

Stock structure could incorporate information describing:

- The distribution and geographical range of the stock.
- The relationship of the geographical range to the harvest control.
- The age, size, sex, and genetic structure of the stock.

Stock productivity could incorporate:

- Maturity.
- Growth.
- Natural mortality.
- Density-dependent processes.
- The stock-recruit relationship.
- Fecundity.

Fleet composition could incorporate information on associated effort by gear type/method of capture, including fleet characteristics in both targeted and non-targeted fisheries taking the species. Information is required for the whole stock, but better information would usually be expected from the fishery unit under assessment.

Stock abundance could incorporate information relating to absolute or relative abundance indices including:

- Recruitment.
- Age.
- Size.
- Sex.
- Genetic structure of the stock.
 - Reflecting the guidance on surrogate measures under PI 1.1.1, the team may meet the requirement for “stock abundance” information at SG60 and SG80 by using surrogate indicators that provide an adequate proxy for stock abundance.

Fishery removals could incorporate information describing:

- The level, size, age, sex, and genetic structure of landings.
- Discards.
- Illegal, unreported, unregulated, recreational, customary, and incidental mortality of the target stock by location and method of capture.

Information is required for the whole stock, but better information would usually be expected from the fishery being assessed.

Other data may include environmental information such as temperature, weather, and other factors that may influence fish populations and fishing.

Scoring issues (b) and (c) – scoring fishery removals ▲

The distinction between scoring issues (b) and (c) for PI 1.2.3 at SG80 relates to the relative amount or quality of information required on fishery removals.

Scoring issue (b) relates to fishery removals specifically by those vessels covered under the UoA, which need to be regularly monitored and have a level of accuracy and coverage consistent with the HCR. For example, where depletion methods are used, they should be tested against catch and effort data at a determined frequency consistent with the HCR; for example, weekly, or monthly.

The reference to “other” fishery removals in scoring issue (c) relates to vessels outside or not covered by the UoA. These require good information but not necessarily to the same level of accuracy or coverage as that covered by scoring issue (b).

Metapopulations

Understanding dispersal pathways and population connectivity is important for devising effective harvest strategies. The team should specifically address information related to the metapopulation structure.

Information that could be relevant to the assessment includes:

- The life cycle of the species, including its spatial distribution and temporal distribution.
- Identification of local populations and the extent to which they are connected and function as either sinks or sources, reflecting the dispersal of both larvae and adult.
- The role of oceanographic features or any other mechanisms in controlling larval dispersal and connectivity.
- Genetic studies comparing local populations.
- Variations in population structure.
- Variations in demographic parameters between sources and sinks.

GSA2.7 Assessment of stock status PI (PI 1.2.4) ▲

Background

This PI refers to stock assessments, but in some circumstances, particularly under SG100, the team may find it useful to consider whether management procedure / management strategy evaluation approaches were used to test the robustness of the stock assessment to uncertainty and alternative hypotheses.

For some harvest strategies, stock assessment methods may not be model-based but based on stock status relative to empirical reference points; for example, catch rate and density. Survey abundance, and decision rules may comprise rules using these indices rather than stock status estimates from analytical assessments. Other harvest strategies may use complex analytical models.

The “default” reference points described in GSA2.2.4 are equivalent to the “generic” reference points referred to in PI 1.2.4.

For example, when scoring PI 1.2.4b at SG60, an assessment might use the $B_{MSY} = 40\%B_0$ and/or $PRI = 20\%B_0$ values. While at SG80, the fishery may have estimated its own B_{MSY} for the stock (e.g. $35\%B_0$). Note the expectation that these levels may be adjusted for different types of stock (mainly whether they are long-lived/slow-growing, or short-lived/fast growing).

Short-lived species

Assessment of cephalopods can prove challenging because of aspects of their life history and because there are fewer analytical stock assessments available than for finfish. As such, application of assessment methods may be successful for some stocks but not others. For example, some species may experience complete replacement of the population at every generational cycle, causing

there to be few or no other cohorts. For these stocks, sequential analysis of cohorts may then not be a suitable form of assessment. The team needs to consider:

- The nature of the stock.
- Whether the assessment method is appropriate and able to model any rapid changes.

Metapopulations

Where several or many local populations exist within a metapopulation, it is unlikely that full stock assessments would be completed annually for each local population. The degree of self-recruitment and demographic connectivity among sub-populations should dictate the specific assessment required to allow for responsible and sustainable harvest.

The team should consider the appropriateness of the stock assessment in relation to the metapopulation structure.

The team should also assess whether the stock assessment identifies and considers major sources of uncertainty related to the metapopulation structure.

GSA3 Principle 2 ▲

Background

The Principle 2 assessment is divided into four components, which are considered to cover the range of potential impacts of the UoA on the ecosystem.

Table GSA1: Components of Principle 2

Component	Description
In-scope species	Species within scope of the MSC program (fish and invertebrates) that are not covered under Principle 1 and are not ETP/OOS species.
ETP/OOS species	Endangered, threatened, or protected (ETP) species and species out of scope (OOS) of the MSC program (birds, mammals, amphibians, and reptiles).
Habitats	The chemical and bio-physical environment, including biogenic structures, where fishing takes place.
Ecosystem	Broader ecosystem elements such as trophic structure and function, community composition, and biological diversity.

GSA3.1 General requirements for Principle 2 ▲

In Principle 2, the MSC uses the term “species” in scoring issues and requirements. The term could mean an entire species, or a stock or population of a species, as appropriate to the species and the context of the fishery in assessment.

GSA3.1.1.f Unwanted Catch ▲

Where a UoA has a management plan, some species and sizes may be considered and designated to be ‘unwanted catch’ (including through using terms such as ‘non-target’, ‘bycatch’ or ‘discards’ in the plan). If not designated, unwanted catch of species are those that are not covered under the plan. Unwanted catches of species may also be designated as catch that is prohibited in that fishery.

Unwanted catch may also include the part of the catch that has been thrown away or slipped where the components of that catch may not survive after release.

See GSA3.1.6.1 for a further description of unwanted catch.

GSA3.1.2–3.1.7 Designation of P2 species ▲

Principle 2 species are species impacted by the UoA and not under assessment in Principle 1. The decision tree outlined in Figure GSA3 provides an overview of the intent of the separation between in-scope and ETP/OOS species components. This should be reviewed in conjunction with the decision tree outlined in Figure SA3 for determining ETP/OOS species.

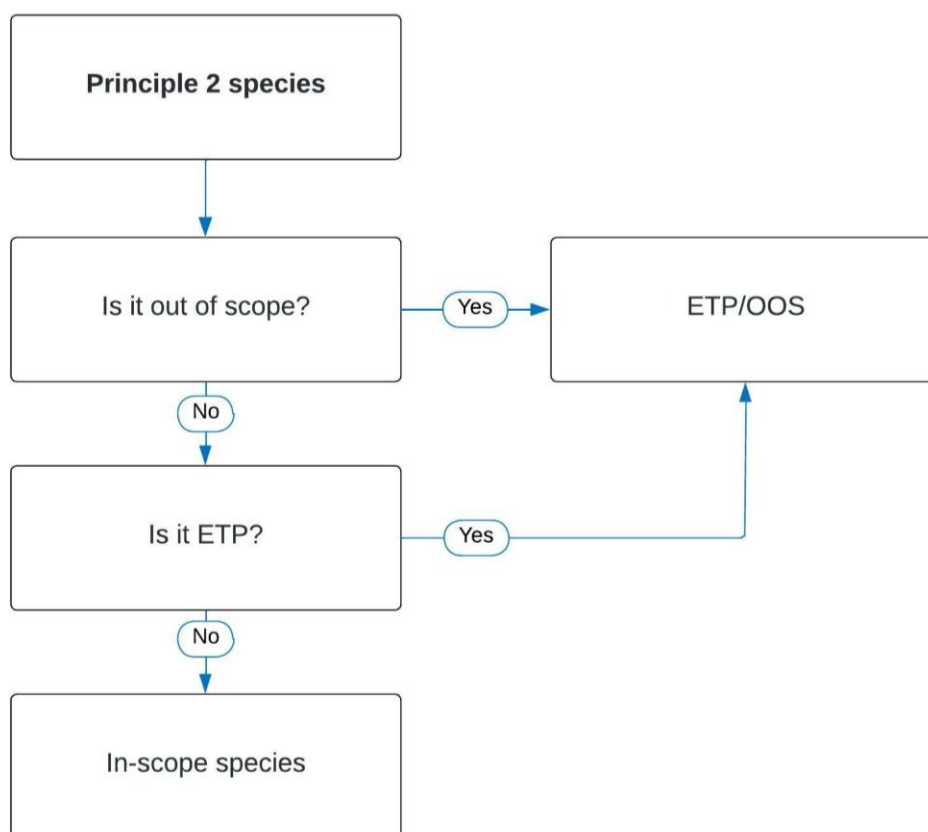


Figure GSA3: High level overview of Principle 2 species designations

Where a fishery assessment has more than one UoA, for species assessed and scored as meeting the Principle 1 requirements, the team does not need to score the same species under Principle 2 for another UoA. It is assumed that if the species meets the Principle 1 requirements in UoA1 there is no need to score the same species under P2 in UoA2, and vice versa.

GSA3.1.4.b National ETP legislation ▲

The MSC's intent in specifying this designation criterion is that these species have been identified under any relevant national legislative frameworks in response to their ETP status. This legislation may take many forms but examples of this could include:

- Primary legislation³¹ – this legislation usually outlines general principles and provides powers for further regulation. The term describes the main laws passed by the legislative bodies of a country. Examples can include an “Act” or “Bill”.
- Secondary legislation³² – this legislation usually consists of more detailed provisions covering a particular subject. The term describes laws created under powers granted through primary legislation. An example can include a “Statutory Instrument”.

Where teams are unsure whether a species is listed within “National ETP legislation” as described within SA3.1.4.b, the precautionary principle should be applied.

³¹ <https://www.parliament.uk/site-information/glossary/>

³² <https://www.parliament.uk/site-information/glossary/>

GSA3.1.4.2 ETP/OOS list modification for Chondrichthyan species ▲

The MSC's intent is specifying modifications for all Chondrichthyan species rather than just those shark species identified in the shark-finning requirements, i.e. only those within the Selachimorpha and Rhinopristiphormes. The difference is intentional as there is a greater risk of shark finning in the Selachimorpha and Rhinopristiphormes, but all Chondrichthyans are relevant for the ETP/OOS listing criteria.

GSA3.1.4.4 Applying modifications to ETP/OOS list at scope extension ▲

The MSC's intent is that modifications to the ETP/OOS list are only applied once per certification cycle. However, if an ETP/OOS species is removed from any of the lists under SA3.1.4.b, or the status or management changes such that modifications applied under SA3.1.4.1–3.1.4.3 mean that an ETP species is eligible to be scored under Principle 1, the modifications may be reviewed as part of the scope extension process to move the species to Principle 1.

GSA3.1.5.c Bait ▲

Bait is always assessed as a scoring element within the in-scope species component since use of ETP/OOS species is not consistent with the MSC's intent. Wild-caught bait, whether caught within the fishery or purchased from elsewhere, needs to be considered in an assessment because all aspects of the fishery need to be sustainable, including those relating to the stocks of the bait species. Therefore, the team should present rationale that even purchased bait comes from well-managed and healthy stocks.

Bait from sources other than wild-caught, such as terrestrial origin products or aquaculture by-products are beyond the MSC's bait requirements. Sources of such products do not need to be considered as scoring elements in the in-scope species PIs. However, when scoring the ecosystem PIs, the team may consider the impact on the ecosystem of using these products.

GSA3.1.6.1 Unobserved Mortality ▲

The total impact of the fishery on all components in P2 needs to include observed and unobserved fishing mortality:

Observed mortality includes:

- Catches.
- Catches that are thrown away, including slippage.

Unobserved mortality can include, but is not limited to:

- Illegal fishing and/or unregulated catches.
- Animals that are injured and subsequently die as result of coming in contact with fishing gear.
- Animals that are stressed and die as a result of attempting to avoid being caught by fishing gear.
- Ghost fishing (GSA3.6.3-4).

GSA3.2 General requirements for outcome PIs ▲

The outcome PIs assess the status of each component and whether the fishery is posing a risk of serious or irreversible harm to the component or hindering its recovery.

GSA3.2.1 Interpretation of likelihood levels ▲

The team may interpret terms in Table SA8 either:

- Qualitatively, for example, through analogy with similar situations, plausible argument, empirical observation of sustainability and qualitative risk assessment, or
- Quantitatively, for example, through measured data from the relevant fishery, statistical analysis, quantitative risk assessment and quantitative modelling.

Table GSA2 shows the MSC's intent for the maintenance of each P2 component in relation to sustainability levels.

Table GSA2: MSC outcome expectations for each P2 component

Term	Definition and discussion
In-scope (2.1.1)	The intent of the SGs is that a fishery is managed such that the stock biomass is maintained above the PRI. This reflects the language used for PI 1.1.1. Where the PRI is not defined by management, other biologically based limits (BBL) or proxies can be used to score this PI (see GSA2.2.3 on proxies).
ETP/OOS (2.2.1)	The intent is that the UoA does not hinder the recovery of ETP/OOS populations to favourable conservation status.
Habitats (2.3.1)	The SGs refer to the changes caused by the UoA that fundamentally alter the capacity of the habitat to maintain its ecological structure and function or recover from the impact.
Ecosystem (2.4.1)	Changes caused by the fishery that fundamentally alter the capacity of the ecosystem to maintain its key structure and function or recover from the impact. The team may interpret this to mean changes that seriously reduce the ecosystem services provided by the component to the fishery, to other fisheries, and human uses.

The components of P2 may be subject to human impact from sources other than the UoA. For example, in-scope species may be target species in other fisheries, while habitats and ecosystem processes may be impacted by coastal-zone or other developments or introduced species.

If the component status is low, for whatever reason, the operative issue for the majority of the SGs in P2 assessments is whether the UoA is hindering recovery. In these cases, the team should base the assessment on the marginal contribution that the UoA makes to the status or recovery of the component under consideration. If the UoA is not the root cause of human impacts on the component, actions of the UoA cannot redress the situation. In any event, the UoA is required not to hinder recovery or rebuilding.

GSA3.3 General requirements for management PIs ▲

Management arrangements

The intent of the management PIs is to assess the arrangements in place to manage the impact that the UoA has on the P2 components to ensure that it does not pose a risk of serious or irreversible harm to the components of the ecosystem. The SGs contain a mixture of requirements for either measures or strategies to be in place. In addition to the definitions provided in SA3.3.1, the team should use Table GSA3, which provides a summary of requirements at each SG when assessing management arrangements.

Table GSA3: Guidance to interpreting management arrangements required at each scoring guidepost

	Measures	Partial Strategy	Strategy
Scope	UoA or wider		UoA <i>and</i> wider
Objective	Limiting impact / not hindering recovery SG60 outcome status	Limiting impact / not hindering recovery SG80 outcome status	Defined management target
Design	Either designed for component, or incidental (having been designed to manage impacts elsewhere)		Designed for component
Linkages	Unlinked	Some cohesive links	Strategically linked
Responsiveness	Non-responsive	Response where shown to be ineffective	Fully responsive
Cumulative	UoA only	UoA and other MSC UoAs	All fisheries
Direct indirect impacts	Direct only		Direct and Indirect
Monitoring		Some	Full

Measures could include the closure of an area that was primarily put in place to avoid the catch of juvenile target species and enhance target species sustainability, but also has a beneficial effect on other species caught by the UoA, such as other juvenile finfish.

A partial strategy may not have been designed to manage the impact on that component specifically. However, if such measures are effective in assisting the UoA to achieve the SG80 level for the outcome PI, this could be considered as sufficient in meeting the criteria for partial strategy.

A **strategy** could include voluntary or customary arrangements, agreements, or practices, and/or codes of practice where they can be demonstrated to be working by achieving the corresponding outcome PI at SG80 or higher.

A **comprehensive strategy**, only used in the ETP/OOS management PIs, requires that the management ensures and continues to confirm that the UoA achieves the corresponding outcome requirements.

“Alternative measures”

The Management PIs also assess “alternative measures” to minimise the impact of the UoA on species and habitats. Fisheries need to review “alternative measures” that are shown to minimise mortality of the species or species group in question as well as “alternative measures” to reduce impacts on habitats.

Box GSA7: The MSC’s intent on reducing the impact of fisheries on unwanted catch and on habitats

The FAO states that:

Selective and environmentally safe fishing gear and practices should be further developed and applied, to the extent practicable, to maintain biodiversity and to conserve the population structure

and aquatic ecosystems and protect fish quality. Where proper selective and environmentally safe fishing gear and practices exist, they should be recognized and accorded a priority in establishing conservation and management measures for fisheries³³.

- Fisheries should take account of the potential for both positive and negative impacts of “alternative measures” on species and habitats (refer to GSA3.6.1.1) when considering whether such measures should be implemented.

“Alternative measures” should avoid capture of the species in the first place or increase its survivability if released. Alternatively, in the case of in-scope species, measures could use the unwanted catch in some way so that it would no longer be “unwanted”. If there are no “unwanted” species, the team does not need to score the issue on reviewing “alternative measures” in that PI.

The language used in the scoring issue is based on that used by the FAO³⁴. The FAO also provides management planning guidelines for all significant sources of fishing mortality in a fishery and requirements for management actions pertaining to bycatch and discards³⁵, including:

- Reviewing effectiveness of existing initiatives to address bycatch and discard problems.
- Reviewing potential effectiveness of alternative methods to address the bycatch/discard problem.

The MSC’s intent is that the team should, in the outcome and information PIs, consider the efforts of the UoA to minimise the mortality of this “unwanted” catch. The team should score information on the effectiveness of the measures, including any reduction of unwanted catch, for example, lower catch rate, in the information PI. This information on the reduced catch rate of the species may improve certainty that a species is above the PRI/biologically based limits or, if below PRI/biologically based limits, form part of a strategy to ensure that the MSC UoAs do not collectively hinder recovery of this species. The team should also consider this when scoring the outcome PI.

The arrangements in place to manage impacts on the species may include measures to address both wanted and unwanted catch (see Box GSA7). With respect to unwanted catch, measures may include:

- Input and/or output controls.
- Improvements of the design and use of fishing gear and unwanted catch-mitigation devices.
- Spatial and temporal measures.
- Limits and/or quotas on unwanted catch.
- Bans on throwing away or slipping catch that create an incentive to reduce unwanted catch, provided that the unwanted catch cannot be released alive.
- Measures to increase survivorship of unwanted catch that is thrown away or slipped.
- Incentives for fishers to comply with measures to manage and/or reduce mortality of unwanted catch.

In these PIs, the team should also consider incentives that might compromise the effectiveness of the management strategy meeting P2 outcomes, such as fishing overcapacity caused by subsidies. If overcapacity exists due to subsidies, the management system should be robust enough to deal with this issue and still deliver a sustainable fishery in accordance with MSC Principle 2.

³³ FAO (1995) Code of Conduct for Responsible Fisheries. Rome: FAO.

³⁴ FAO (1995) Code of Conduct for Responsible Fisheries. Rome: FAO.

³⁵ FAO (2011) International Guidelines on bycatch management and reduction of discards. Rome: FAO.

GSA3.4 General requirements for information PIs ▲

The requirements in the information PIs are framed in terms of information adequacy. The team may use many forms of information in order to score the UoA; for example, written, verbal, photographs, and first-hand accounts. This information may come from different, potentially competing sources; for example, the client, fishers, community members, non-governmental organisations, and government agencies.

It is expected that the team will apply either the Evidence Requirements Framework in the MSC Toolbox, where required, or use its expert judgement to decide whether the available information is adequate in the context of the outcome and management PIs.

For some forms of information, support can be derived from published scientific literature that refers directly or indirectly to the subject of interest, from the client or stakeholders, or from first-hand observations. The team will need to be satisfied that information:

- Is objective.
- Has been generated through acceptable scientific methods.
- Can be independently verified.

When presented with information that may not be verifiable, the team may find it useful to “triangulate opinions”. The team can do this by cross-checking statements made by people against other opinions and perspectives held by other stakeholders. A range of triangulated opinions will:

- Offer different perspectives, highlight diverse views, or potentially reveal vested interests.
- Help verify or authenticate information.
- Challenge the assumptions or biases of others.

Triangulation may not reveal the one true answer; it may simply yield a fuller, more complete understanding when all the information is brought together. Ultimately, the team will need to use its expert judgement and make decisions based on the best available information, independent of its source.

GSA3.5 In-scope species outcome PI (PI 2.1.1)

GSA3.5.1 Determining the point of recruitment impairment and the use of proxies ▲

For additional help on the interpretation of this term, including the use of proxy reference points, the team should refer to the Principle 1 guidance in GSA2.2.3.

GSA3.5.2 Designation of “main” and “minor” species ▲

When considering species for designation as “main”, the team should use a precautionary approach. The overall intent when designating “main” species is that the team should have a good understanding of the long-term average catch composition of P2 species of the UoA before it releases the Public Comment Draft Report. In addition, the team should be confident that the species compositions, as well as their respective catch volumes, are unlikely to change over the lifetime of the certificate.

Considering the variability of the catch composition over the last 5 years or fishing seasons, the team should recognise that some species might be “main” in some years but not in others. Depending on data availability, the team may choose a different length of the time series. However, the team should provide a rationale for the duration chosen.

If catch percentages are unknown or too uncertain to enable determination of which species are “main”, the team should use and document a qualitative information-gathering process to determine whether the catch of the species by the UoA comprises more than 2% or 5% of all species caught by the UoA. The team should be precautionary in its classification of “main” and “minor species”. This

implies that more species might be considered “main” unless the team provides rationale to justify otherwise. This might be the case for fisheries that need to use the Risk-Based Framework (RBF) methodology (the [MSC Fisheries Standard Toolbox Section A](#)) and/or have very low sample sizes so that the standard deviation is very high.

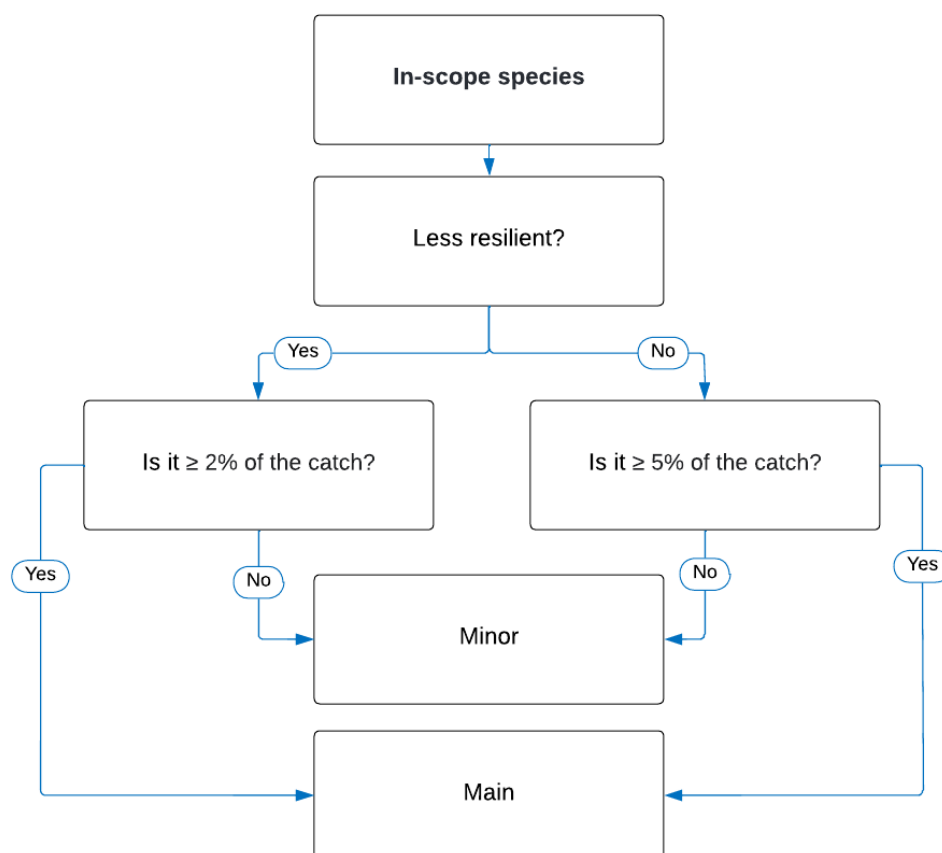


Figure GSA4: Decision tree for determining “main” and “minor” species in the in-scope species component

Sharks

Shark fins are considered to have high commercial value. Thus, when a fishery trades shark fins, the team should consider shark to be a main species, even when sharks comprise less than 5% of the catch.

GSA3.5.2.1.b Designating less-resilient species as “main” at 2% ▲

Resilience here is based on the species life-history characteristics and the risk to the stock from anthropogenic activities, not the actual impact of the UoA on the stock. The team should assess the actual impact of the UoA on the stock under the outcome PI.

The team may use the productivity part of the Productivity Susceptibility Analysis (PSA) as a precautionary and robust method of quickly determining the intrinsic resilience of a species, in cases where it scores either low or medium productivity (SA3.5.2.1.b.i.A). The team may take an overall average productivity score of ≥ 2 to indicate that the species has a life-history equivalent to medium or lower productivity. Using this threshold would be a precautionary way of designating a species as “less resilient”. See of the [MSC Fisheries Standard Toolbox Tool A](#) for full details on the PSA analysis.

However, the team should note that the productivity score is not the only method available to help designate species as “less resilient”. A wide variety of other sources of information can also be used, either apart from or in combination with the productivity score. For example, Fishbase provides designations for some species as being either of low, medium or high resilience/productivity.

If the intrinsic resilience is high but the species is still at risk for other reasons, the team could consider investigating species declines, population size, and extrinsic threats. For example, the current abundance of the population may affect natural resilience if depensation effects are apparent and impair natural reproductive ability.

The team may also consider the spatial distribution of the species and the degree of spatial overlap with commercial fishing operations to determine 1 of the following:

- Whether the species is at risk of being locally depleted in the assessment area.
- Whether the species has only a limited distribution, so is likely to be more severely affected by fishing pressure.

Whether the species is part of a widely distributed and highly migratory population, in which case the cumulative impacts on the population may be greater and more difficult to account for.

GSA3.5.2.2 Exceptionally large catch ▲

If the UoA takes an influential proportion of the stock, the team may still designate a species as “main” if it falls under the designated weight thresholds of 5% or 2%.

For example, a stock might be in such a poor state that all impact by the UoA is important enough to consider, even in cases where the catch proportion is so low that it would normally be classified as a “minor” species.

Another example is where the relative catches of both target and the P2 species are exceptionally large such that the risk to the population of the impacted P2 species is significant enough to warrant a designation as “main”. Exceptionally large catch of the P2 species can either be relative to the impacted stock size, or in the absence of full information, a catch by the UoA of 400,000mt of the target species.

GSA3.5.5 Species below the PRI ▲

The team should note, at SG80, that the recovery of a species in P2 that is below the PRI (or other limit with similar intent and outcome) is only required to levels above the PRI or biologically based limit, and not to the MSY or equivalent target levels required in P1, as specifically referred to in PI 1.1.2 on stock rebuilding. P1 and P2 set critically different bars in this regard.

The team may find it useful to first evaluate whether recovery of a species below the PRI is happening on a stock level, as evidenced by a demonstrably increasing trend in biomass. If direct evidence from time-series estimates of stock status is not available, the team may use proxy approaches, including reference to fishing mortality levels and the use of simulation studies.

Generally, if fishing mortality for the entire stock, not just the marginal fishing mortality of the UoA, is less than F_{MSY} , the team can reasonably expect that recovery of the stock is not hindered. This determination will hold true in most cases. However, in some cases, to ensure that rebuilding objectives are likely to be met, the team may need to consider the extent to which total F is below F_{MSY} .

If there is no evidence of recovery as outlined above, by either evaluating stock biomass or total fishing mortality, SA3.5.5.d allows an SG80 score in cases where the proportion of catch by the UoA is effectively not hindering recovery. In other words, if total fishing mortality is not below F_{MSY} , the team needs to evaluate whether the marginal fishing mortality caused by the UoA is material to the stock’s ability to recover. The team could determine this in a practical way by examining likely population trajectories if all the other fisheries reduced their catches to zero, in which case the only catches are being taken by the fishery under assessment. Since this will often be difficult to

determine, the MSC allows that the team may use the UoA's catch in proportion to the total catch of a stock as a reasonable proxy of whether that UoA, on its own, could be hindering recovery.

The team's judgement on whether the UoA is hindering recovery will depend on the proportion of catch and the overall level of F that is causing the problem. In some cases, the team might find it more useful simply to assess the marginal F by the UoA in terms of the weight of catch removed in relation to the overall abundance of the stock, rather than in relation to the total catch. In this case, the team may need to investigate whether the UoA has greater impact on certain size classes of the stock, such as juveniles, as the actual impact of the UoA on the population biomass could be different if only mature adults are targeted. In evaluating whether the UoA's stock removals are hindering recovery, the team may also find it useful to evaluate the overall resilience of the species and/or the spatial distribution of the species and evaluate, for example, whether the species is at risk of being locally depleted.

The team should note that:

- The impact of a UoA should here be assessed in terms of stock removals and the marginal F of the UoA.
- The percentages listed here should therefore not be confused with the percentages used to designate "main" species, which are based on the proportion of a species as part of the total catch of the UoA.

In a multi-species fishery context, the target levels of biomass or fishing mortality for some species that would be acceptable at SG100 may be different from those usually applied to a single species. However, in all cases, target levels of biomass or fishing mortality should result in low risk of serious or irreversible harm to in-scope species.

The team should refer to [GFCP Annex GPB1.5.1.b–c](#) for additional guidance on the harmonisation of scores and conditions when evaluating the cumulative impacts of MSC UoAs.

GSA3.6 In-scope species management strategy PI (PI 2.1.2)

Scoring issue (a) "if necessary" ▲

If the UoA has no, or negligible (see SA3.1.1.e) impact on this component, the team does not need to score scoring issue (a) for SG60 and SG80.

However, there is no "if necessary" clause in SG100. For the team to score SG100 on this component, a management strategy should be in place for the UoA for P2 species.

Scoring issue (a) MSC UoAs collectively not hindering recovery ▲

If a species is below the point where recruitment might be impaired, the second part of the clause in scoring issue (a) "demonstrably effective strategy" is scored and the impact of all MSC UoAs with that species as "main" needs to be considered.

To determine whether a strategy is "demonstrably effective", the team may use:

- Direct evidence that the proportion of combined catch by all MSC UoAs relative to the total catch of the stock does not hinder recovery, or
- Simulation studies that combine information on recent and expected F levels, stock size, and recruitment, etc. to confirm that the stock is expected to recover.

Even if the total catch of a species is clearly hindering recovery (e.g. total fishing mortality is not below F_{MSY}), the team may still determine a strategy is demonstrably effective between all MSC UoAs if the proportion of combined catch by the UoAs is effectively not hindering recovery. The team needs to evaluate whether the marginal fishing mortality caused by the UoAs is material to the stock's ability to recover. For example,

- Combined catches of all MSC UoAs of less than 30% of the total catch of a species may not be influential in hindering a recovery in a marginal sense and nothing the UoA does would be likely to change the situation.
- UoA catches of more than 30% might be influential, such that if the UoA took action to reduce its catches, the stock might well start to recover.

If a species below the PRI has an overarching recovery strategy in place, with effort controls set on total fishing mortality that are adhered to, an SG80 score may also be achieved where evidence exists that the fishing mortality caused by all MSC UoAs is within the limits set by the recovery strategy in place for the species.

Recovery strategies differing between UoA jurisdictions

There may be instances where stocks below the PRI have a distribution across multi-jurisdictional boundaries, such as shared, straddling, highly migratory species (HMS), and high seas non-HMS stocks, but there are no comprehensive management efforts in place set to manage and recover most of the stock complex across all boundaries. Instead, separate parts of the stocks may only be governed through regional management measures. Separate UoAs impacting the same stock may thus have to comply with separate strategies for their respective jurisdiction.

In these cases, and other applicable situations, where a demonstrably effective strategy between the MSC UoAs needs to be in place, the different jurisdictional strategies do not have to be aligned and harmonised between UoAs in order to meet this requirement at SG80. The intent is instead to evaluate whether the separate strategies together achieve the outcome that recovery of the species is not hindered by those MSC UoAs. If not, the team should require some alignment of mitigation processes between UoAs.

Examples: UoAs in different jurisdictions

When separate jurisdictions have set different landing limits on the same depleted species, one UoA would have to comply with a requirement to release all catches alive and another might have an allowance to land only a small amount each year. In such cases, the team would have to:

- Evaluate the validity of each separate strategy.
- Calculate the combined mortality caused by each UoA.
- Determine whether these 2 strategies combined constitute a demonstrably effective strategy to “not hinder recovery”.

GSA3.6.1 Reviewing measures for reducing unwanted catch, scoring issue (c) ▲

The team should assess as unwanted catch any non-negligible proportion of the catch that meets the unwanted definition (SA3.1.1.f) for a particular species.

If there is “negligible” (as defined in SA3.1.1.e) unwanted catch of a species, the team may use its discretion as to whether the scoring issue will be scored. The team should use a precautionary approach when determining what is “negligible”. When determining whether a catch is negligible, the team may consider the significance of the catch in relation to, for example:

- The proportion of the unwanted catch as part of the total catch.
- The proportion of the unwanted catch as part of the total amount of unwanted catch.
- The regularity of the catch occurring.

Example 1

In a North Sea groundfish UoA, a percentage of the catch includes gurnard, all of which are thrown back dead. In this case, the gurnard would be unwanted. The team should score this scoring issue for this catch.

However, if all or almost all of the gurnards were to be kept for crew consumption or, for example, landed and sold, the catch would no longer be considered unwanted. In this case, the team should not score scoring issue (c).

Example 2

In a longline UoA where a percentage of the catch includes a skate species, the skate species is immediately cut from the line rather than being landed. In this case, the team should consider the skate to be unwanted catch. The team's review of "alternative measures" should reflect the need to minimise the mortality of the species, with the expectation that released skate will have high survivability or avoid capture in the first place.

Example 3

In a mixed-species UoA, all species are landed and consumed or sold, so there is no unwanted catch. In this case, the team should not score scoring issue (c).

Example: review of "alternative measures"

The management body for a fishery has investigated several measures that could be used to minimise the catch of species A, a species that is discarded with poor survivability.

The management body selected 4 potential measures that have been used in similar gear in other fisheries or to minimise mortality of this species. The management body does not have quantitative estimates of the levels by which the potential measures might reduce the catch of species A through their own field testing, but they have considered other studies indicating that implementing 3 of these measures would have no or little effect on reducing the catch of this species.

However, the 4th measure is estimated to reduce catch of this species by 80%. The measure:

- Is not expensive to implement.
- Will not require replacing of current gear.
- Will not affect crew safety or significantly add time to vessel operations.
- Slightly reduces the catch of the target species, but not significantly.
- Does not cause increased catches of other P2 "unwanted" or ETP/OOS species.
- Does not have a negative impact on habitat.

The management body recommends use of measure 4 but has not yet required it in legislation, nor has the fishery chosen to adopt it. This fishery has clearly reviewed "alternative measures" but has not yet implemented them.

This fishery would meet SG60 if it:

- Has clearly reviewed "alternative measures" but has not yet implemented them.
- Were to adopt the use of this measure and it was being used at the time of the site visit.
- Has no plans to conduct another review of measures.

This fishery would meet SG80 if:

- It were to adopt the use of this measure.
- The measure was being used at the time of the site visit.
- Another review was scheduled to take place in 3 years' time.

This fishery would meet SG100 if:

- It were to adopt the use of this measure.
- The measure was being used at the time of the site visit.
- It planned to review "alternative measures" every 2 years.

GSA3.6.1.1 “Alternative measures” ▲

The team should consider:

- How the “alternative measures” for review have been selected.
- Whether appropriate gear and practices have been considered as part of the review.

The review may consider “best practice” measures in a gear/species/region that have been established as achieving the lowest achievable levels, and therefore meet the FAO’s description of “proper selective and environmentally safe fishing gear” (see Box GSA7).

If “best practice” has not been established, or it is not clear which measures reduce catch to the lowest achievable levels, the team should assess whether the review considers measures that are expected or known to minimise mortality of the unwanted species.

The gear and practices selected for review may be from a number of sources, including those that have been shown to be effective in similar fisheries or regions, or those presented as “best practice” in international fora.

The list below highlights some repositories of expertise for mitigation methods but is not an exhaustive list. International fora with information and/or expertise on reducing unwanted catches include:

- Bycatch Reduction Techniques Database, Consortium for Wildlife Bycatch Reduction³⁶.
- Agreement on the Conservation of Albatrosses and Petrels (ACAP)³⁷.
- Agreement on the Conservation of Small Cetaceans of the Baltic, North East Atlantic, Irish and North Seas (ASCOBANS)³⁸.
- Inter-American Convention for the Protection and Conservation of Sea Turtles (IAC-Sea Turtles)³⁹.
- International Union for Conservation of Nature (IUCN)⁴⁰.
- UNEP-CMS (United Nations Environment Programme – Convention on Migratory Species)⁴¹.

In addition, many national bodies and RFMOs have developed policies and procedures to reduce unwanted catch, for example:

- The US NOAA Bycatch Reduction Engineering Program (BREP).
- Commission for the Conservation of Antarctic Marine Living Resources (CCAMLR).
- The Western and Central Pacific Fisheries Commission, which also maintains a bycatch mitigation information system⁴² for that region.

Where the P2 components are required to be harmonised with other MSC certified fisheries, the team should consider whether the UoA under assessment has considered the gear and practices used in these fisheries as part of their list of “alternative measures”, if they have been shown to minimise unwanted catch.

In situations where the proposed alternative mitigation measures are cost prohibitive or impractical for the fishery to implement, other lower cost “alternative measures” may be considered, for example, improved education for fisheries regarding “best practice” approaches. This is not meant to be a means to avoid the costs associated with implementation of gear modifications or other measures but

³⁶ <http://www.bycatch.org>

³⁷ <http://www.acap.aq>

³⁸ <http://www.ascobans.org>

³⁹ <http://www.iacseaturtle.org>

⁴⁰ <https://www.iucn.org>

⁴¹ <http://www.cms.int>

⁴² <https://www.wcpfc.int/bycatch-mitigation-information-system-bmis>

is an alternative to achieve minimisation when other measures would render the fishery economically unviable.

GSA3.6.1.2 Review of “alternative measures” ▲

Some fisheries may need to review “alternative measures” more frequently, depending on the extent and nature of the unwanted catch; for example, as a result of changes in stock size. The team may determine that a review should occur more frequently if information becomes available indicating that the existing measures are ineffective and do not lead to any reductions in mortalities of unwanted species; for example, as determined during a surveillance audit.

GSA3.6.1.3 Implemented as appropriate ▲

At SG80, the “alternative measures” may be implemented either within the UoA or in the wider fishery as part of a sub-strategy or code of conduct, etc. on unwanted catch. This could be species-specific or cover all unwanted catch.

Evidence of implementation may include:

- The development and use of codes of conduct.
- A description of appropriate ways of handling gear and catch on board vessels and in crew training records.
- Evidence from the fleet or observers that measures are being implemented by fishers.
- A summary document listing information and measures reviewed along with an analysis of the measures and their appropriateness for the UoA.
- The minutes of a meeting that has considered “alternative measures”.

If the measures reviewed are shown to be more effective at minimising unwanted catch, but the measures are not implemented, the team should review the reasons for this, which can be:

- Evidence that the practicality would be adversely affected by implementing the measures reviewed. Examples of such practicalities include crew safety, target catch, and vessel operations.
- Evidence that the UoA has assessed the economic costs and benefits of implementing the measure and determined that the potential costs would have an adverse impact on the economic viability of the fishery.
- Evidence that the UoA has considered the implications of relevant solutions on other species and habitats and found that there are negative consequences for:
 - Species, causing them to fall below the PRI or outside biologically based limits, or hindering their recovery from such a state.
 - Habitats, causing serious or irreversible harm to the habitat, such that the measures should not be implemented.

The FAO (2011)⁴³ recognises that there are costs and benefits to implementing measures that include direct and indirect costs, such as:

- Cost of the gear.
- Impact on revenue from catch volumes or quality.

⁴³ FAO (2011) International Guidelines on Bycatch Management and Reduction of Discards. Rome/Roma, FAO. 2011. 73 pp.

- Operational efficiency.
- Access or restriction to fishing opportunities.

Costs can be mitigated through the application of grants/loans and preferential treatment on duties and taxes for investment in new technologies. The team's judgement of whether costs are prohibitive should take these issues into account together with the size and scale of a fishery.

Example: prohibitive costs ▲

The management body of a small-scale UoA in a developing country reviews potential mitigation measures on a regular basis. One reviewed measure has been shown to reduce mortality of unwanted catch in similar fisheries but does not affect target catch efficiency or crew safety. However, the UoA vessels decide not to implement the measure because they determine that there would be a 10% increase in costs arising from greater length of time for setting gear. This cost increase would significantly impact their economic viability, even when offset by potential benefits.

In this case, the team would review evidence that the costs would be projected to increase by 10%, based on projected cost of purchasing measure and loss/gain in target species catches/quality, and that this increase would have a significant impact on the economic viability of the UoA; for example, based on comparison to profit and loss, or turnover.

The UoA could still meet SG80 for this scoring issue (c) if the team concludes that:

- Implementing this measure would be cost prohibitive for the UoA.
- The measure review was not implemented on this basis.

The UoA could meet SG80 or higher if:

- The cost of implementation in this UoA was partially covered by a donation for the purpose from a funding body and a non-governmental organisation (NGO), so that the increased cost to the UoA was not prohibitive.
- All other criteria have been met.

The MSC has purposely not been prescriptive about determining what is cost effective or safe, recognising that what could be unsafe or economically unviable in one fishery might be safe and economically viable in another. The team will need to use its expert judgement to assess this. GSA3.6.1.3 indicates that there should be evidence that the fishery assessed the costs and benefits of "alternative measures". It does not stipulate whether this needs to be a fully quantitative cost/benefit analysis or whether a qualitative indication considering costs of implementing measures versus fishery profits would be enough. The MSC does not want to unduly burden the fishery clients, so size and scale of the fishery could be a factor in determining the extent to which they assess costs and benefits of "alternative measures". Thus, an industrial fishery with large profit margins indicating they did not implement a measure because it was too expensive would need to provide a more detailed indication that the costs would impact their viability than would a small-scale fishery with slim profit margins, which might be able to simply indicate the cost of any measures compared with profit. In both cases there should be some evidence that the fishery or management body investigated the costs of implementing the gear; for example, by contacting a supplier for a quote or referring to a catalogue.

To determine the point at which a measure becomes cost prohibitive, the team should consider:

- The point at which the potential costs would adversely impact the economic viability of the fishery (this may constitute the point at which the measure becomes cost prohibitive).
- That size and scale of the fishery.
- Opportunities to mitigate costs (e.g. through grants/funding).

GSA3.6.3–4 Ghost gear management strategy scoring issue ▲

The following definitions (adapted from FAO Voluntary Guidelines on the Marking of Fishing Gear⁴⁴) are to be used when considering ghost gear and its impacts:

- **Ghost fishing:** the capture and/or entanglement of target, non-target, and ETP/OOS species by ghost gear.
- **Ghost fishing mortality:** the mortality of organisms arising from the entrapment, entanglement, or other physical interactions with ghost gear.
- **Ghost gear:** fishing gear or parts thereof (including fish aggregating devices) that are abandoned, lost, or discarded at sea. This is more formally referred to as “Abandoned, Lost, or Discarded Fishing Gear” (ALDFG).
- **Abandoned fishing gear:** fishing gear over which that operator/owner has control and that could be retrieved by the owner/operator but that is deliberately left at sea due to force majeure or other unforeseen reasons.
- **Discarded fishing gear:** fishing gear that is deliberately released at sea without any attempt for further control or recovery by the owner/operator.
- **Lost fishing gear:** fishing gear over which the owner/operator has accidentally lost control and that cannot be located and/or retrieved by the owner/operator.
- **Ghost gear impact:** environmental impacts resulting from ghost gear, including ghost fishing and/or its physical impact on habitats.
- **Fish aggregating device (FAD):** a permanent, semi-permanent or temporary object, structure, or device of any material, man-made or natural, that is deployed, and/or tracked, and used to aggregate fish for subsequent capture. A FAD can be either an anchored FAD (aFAD) or a drifting FAD (dFAD). In MSC assessments, FADs are not considered a gear type as such because they do not capture fish, but merely facilitate subsequent capture. FADs therefore may be included as a functional part of certain fishing gear types (e.g. purse seine, handline) as they are sometimes used to facilitate the capture efficiency of these gears.
- **Fishing gear:** a tool with which living aquatic resources are captured. This refers to any physical device, or part thereof, or combination of items, that may be placed on or in the water or on the seabed, with the intended purpose of capturing or facilitating the capture, or harvesting of marine organisms, in accordance with MARPOL Annex V^{45,46}.

Whilst it is recognised that it is challenging to completely eliminate some ghost gear (e.g. gear loss from severe storms), it is the MSC’s intent that fisheries aim to minimise ghost gear and its impact on marine ecosystems as much as possible.

Various approaches can be taken to manage ghost gear and its impacts. As proposed by McFadyen et al. (2009)⁴⁷, interventions can be broadly divided between measures that:

- Prevent (by avoiding the occurrence of ghost gear in the environment).
- Mitigate (by reducing the impact of ghost gear in the environment).

⁴⁴ FAO (2019) Voluntary Guidelines on the Marking of Fishing Gear. Directives volontaires sur le marquage des engins de pêche. Directrices voluntarias sobre el marcado de las artes de pesca. Rome/Roma. 88 pp. Licence/Licencia: CC BY-NC-SA 3.0 IGO.

⁴⁵ IMO (1973) International Convention for the Prevention of Pollution from Ships, 1973, as modified by the Protocol of 1978 relating thereto (MARPOL).

⁴⁶ IMO (2006) Guidelines on Annex V of MARPOL Regulation for the Prevention of Pollution by Garbage from Ships.

⁴⁷ McFadyen, G., Huntington, T., and Cappell, R. (2009) Abandoned, lost, or otherwise discarded fishing gear. UNEP Regional Seas Reports and Studies, No. 185; FAO Fisheries and Aquaculture Technical Paper, No. 523. Rome, UNEP/FAO. 2009. 115pp.

- Remediate (by removing ghost gear from the environment).

These include but are not limited to those listed in Table GSA4.

Table GSA4 Example of ghost gear management measures

Type of intervention	Example of measures
Prevention	<ul style="list-style-type: none"> • Marking and identification of fishing gear. • Spatial and/or temporal measures to reduce gear conflict. • Fishing input controls to limit gear use (e.g. limits on soak time for passive gear types). • Gear design to reduce whole or partial loss of the fishing gear (including technology to track gear position). • Vessel design to reduce discarding of gear and other aquatic litter. • Use of end-of-life fishing gear disposal facilities. • Fisher education and awareness on preventing gear loss.
Mitigation	<ul style="list-style-type: none"> • Gear design to reduce the incidence and duration of ghost fishing.
Remediation	<ul style="list-style-type: none"> • Lost gear reporting, locating, and recovery initiatives.

It is widely accepted that prevention is better than mitigation or remediation of ghost gear impacts. It is the MSC's intent to promote effective management strategies to avoid gear loss. Therefore, it is expected that measures should include 1 or more preventative measures at SG60. It is expected that a partial strategy should include at least 2 measures that work together to prevent ghost fishing by the UoA. A strategy may also include mitigation and remedial measures to address ghost fishing by the UoA.

When considering approaches to managing ghost gear and its impacts, the assessment team should consider current "best practice", referring to:

- FAO (2009) for basic principles⁴⁸.
- FAO (2019) 'Voluntary Guidelines on the Marking of Fishing Gear'⁴⁹.
- The revised 2021 Global Ghost Gear Initiative (GGGI) 'Best Practice Framework for the Management of Fishing Gear'⁵⁰.
- 2019 International Seafood Sustainability Foundation (ISSF) 'Recommended Best Practices for FAD Management in Tropical Tuna purse seine fisheries'⁵¹, for examples of "best practices" with respect to mitigating ghost gear impacts from lost or discarded FADs.

⁴⁸ McFadyen, G., Huntington, T., and Cappell, R. (2009) Abandoned, lost, or otherwise discarded fishing gear. UNEP Regional Seas Reports and Studies, No. 185; FAO Fisheries and Aquaculture Technical Paper, No. 523. Rome, UNEP/FAO. 2009. 115pp.

⁴⁹ FAO (2019) Voluntary Guidelines on the Marking of Fishing Gear. Directives volontaires sur le marquage des engins de pêche. Directrices voluntarias sobre el marcado de las artes de pesca. Rome/Roma. 88 pp. Licence/Licencia: CC BY-NC-SA 3.0 IGO.

⁵⁰ Global Ghost Gear Initiative (2021) Best Practice Framework for the Management of Fishing Gear: June 2021 Update. Prepared by Huntington, T. of Poseidon Aquatic Resources Management Ltd. 94 pp plus appendices.

⁵¹ Restrepo, V., Koehler, H., Moreno, G., and Murua, H. (2019) Recommended Best Practices for FAD management in Tropical Tuna Purse Seine Fisheries. ISSF Technical Report: 2019–11. International Seafood Sustainability Foundation, Washington, D.C., USA.

Note that this list of reference documents presented here are not exhaustive: there may be more suitable examples of best practice measures to apply in specific fishery scenarios.

GSA3.6.3.a “If necessary” ▲

This clause is used to exempt fisheries from requiring ghost gear management strategies in scenarios where it can be demonstrated that the risk of ghost gear impacts or ghost fishing on the relevant component is negligible (or demonstrably absent). Examples may include fisheries characterised by an absence of fishing gear such as those involving hand collection (e.g. “hand-dived scallops” or “hand dredging”). In this scenario the SI would receive a score of SG100.

Example of scoring 2.3.2 (d) – Habitats ghost gear management strategy

The fishery context: a purse seine fishery using dFADs operating within the WCPFC region. No net loss is reported however net panels are known to be lost from time to time. There is some information on the number of dFADs released annually but an absence of information on numbers lost or retrieved. Whilst dFADs are marked, there is a lack of information on the fate of majority of dFADs deployed. The dFADs deployed are characterised by “non-entangling” design.

Scoring considerations: The team have identified a number of “more sensitive” habitat scoring elements (e.g. coral aggregations) within the region at risk from ghost gear impact. Key ghost gear impacts include the smothering and physical abrasion of biogenic habitat features. The team consider impact from the net loss on scoring habitats elements to be relatively minor. This conclusion is based on information on scale of loss, location of gear deployment relative to habitats and data analysed on ocean current conditions/patterns. The team consider that dFAD impact is unclear. Whilst dFADs are marked and the quantities deployed are known, there is a lack of validated information on lost dFADs or prevalence/location of dFADs beaching.

The team considers dFAD marking an example of ghost gear preventative measures (as per Table GSA4) so consider that SG60 is met. Whilst the dFAD design is “non-entangling”, the team don’t consider a ghost gear mitigation measure in the context of habitat impact specifically (i.e. ghost fishing mitigation is more relevant for ETP/OOS component and considered there).

In order to score SG80 (partial strategy) or SG100 (strategy), the team consider further preventative measures are required, with an understanding of they work together to minimise habitat impact. Examples of these may include reducing dFAD use, implementation of dFAD tracking and retrieval measures, providing better information on prevalence and location of lost dFADs, and improved dFAD design to mitigate ghost gear impact on habitats (e.g. biodegradable components).

GSA3.7 In-scope species information PI (PI 2.1.3)

GSA3.7.3 ▲

The team should use information that is adequate to support understanding of the effectiveness and practicality of measures used by the UoA and potential “alternative measures”, if:

- There is unwanted catch, and
- Scoring issue (c) on the “review” of “alternative measures” is scored in the management PI 2.1.2.

GSA3.8 ETP/OOS species outcome PI (PI 2.2.1)

Scoring issue (a) – assessment of direct UoA effects on ETP/OOS unit(s) ▲

The MSC’s intent is that the UoA does not hinder the recovery of the ETP/OOS unit to a level consistent with achieving favourable conservation status. In the MSC context, direct effects of the UoA on the ETP/OOS unit covers injuries and mortalities due to interaction with the fishing gear or vessels, including unobserved or cryptic mortality that may result from ghost fishing. Direct effects may also include sub-lethal effects, such as injuries that do not immediately result in death and loss of

fitness due to disturbance. The indirect effects of the UoA on the ETP/OOS unit are those that result from fishery impacting the ecosystem in a way that consequently effects the ETP/OOS unit. These indirect effects are assessed as part of the Ecosystem Outcome PI 2.4.1.

If an ETP unit is already at a level consistent with favourable conservation status, this may be used as evidence that the UoA does not hinder recovery of the ETP unit to this level. However, the team should consider whether there are other factors that would mean that the UoA may be hindering recovery; for example, if the impact assessment evaluating status relative to favourable conservation status was undertaken more than 5 years ago, or the ETP/OOS unit has shown steady declines likely attributable to UoA mortalities.

Defining ETP/OOS unit ▲

The identification of the appropriate ETP/OOS unit(s) is essential for assessing the impact of the UoA (or MSC UoAs) on ETP and OOS species. The MSC recognises that there are a variety of ways that this has been approached across taxa and in different management contexts.

The MSC's intent is that the team indicates which ETP/OOS unit(s) has been selected, and that the ETP/OOS unit(s) is appropriate to the species and the context of the fishery in assessment. The selection should also be precautionary. The ETP/OOS unit(s) may be a species, a population, a stock, or another category.

Organisations responsible for assessing the status of species may have already identified an ETP/OOS unit based on:

- Biological attributes.
- Impacts of the UoA on that unit, in terms of scale and intensity.
- Geopolitical boundaries.

In such cases, these units would normally be used by the team. However, if the organisation responsible for assessing status has not selected the most appropriate and precautionary unit based on the criteria above, the team will need to select a different ETP/OOS unit.

Organisations responsible for assessing the status of species may include relevant management authorities associated with the UoA but also international organisations, such as the International Whaling Commission (IWC), and Instruments associated with the Convention on Migratory Species; for example, ASCOBANS and ACAP.

The team will need to determine the appropriate ETP/OOS unit(s) and provide a justification for this choice, if:

- An ETP/OOS unit(s) has not already been identified by the organisations responsible for assessing status of species, or
- A unit appropriate for assessing impact of the UoA has not been identified by the organisations responsible, or
- The organisations responsible differ in how they identify a unit.

The selection of the unit(s) may be a compromise between using the ETP/OOS unit(s) that best reflects the subset of individuals that are impacted by the UoA, whilst also ensuring that mortalities can still be attributed to the ETP/OOS unit(s) in question. However, the team should also be precautionary when determining the unit(s).

For example, where multiple populations of the same species overlap so that it is not possible to determine from which population an individual mortality came from, the team should select a higher taxonomic level (e.g. species) as the ETP/OOS unit(s), provided the individual populations are likely to have the same status. However, in the situation described above, if the individual populations have different status, the team should be more precautionary and select the more vulnerable population as the ETP/OOS unit(s). Where there is evidence that the fishery overlaps geographically with only (or mainly) one population, the team should consider the impact of fishing mortalities on that population as the ETP/OOS unit(s).

The team should note that uncertainty in population structure (i.e. whether the fishery is impacting single or multiple units) can make defining an ETP/OOS unit(s) particularly challenging. Ideally, the

degree of connectivity and self-recruitment will determine the most appropriate ETP/OOS unit(s). For example, where a single population is completely isolated and there is no or little connectivity or geographic overlap with other populations, this single population is likely to be the most appropriate ETP/OOS unit. However, where there is high level of connectivity between metapopulations, the wider metapopulation is likely to be the most appropriate ETP/OOS unit. Where little is known about connectivity, approaches that consider the ability to identify impacts and implement management measures may be more appropriate. In this case, selecting the ETP/OOS unit at the smallest scale that is practical makes it harder to falsely conclude that the population is at a higher level than it really is.

To help illustrate the intent of these requirements, examples of how identifying ETP/OOS units of assessment in different contexts are provided below.

Example 1: Cetacean species in the UK

The UK Joint Nature Conservation Committee (JNCC) defines cetacean populations as “a collection of individuals all of the same species with a tendency to be found in the same area. Populations contain genetic variation within the population itself, and between other populations. Populations can exist in isolation, or can co-exist at least during a part of the year with other conspecific populations (i.e. other populations of the same species) in the same area”. The JNCC notes that most cetaceans in UK waters are part of larger biological populations, with ranges extending into waters of other countries or the High Seas. However, to obtain the best conservation outcomes for species, it divides the populations into smaller management units, which provide an indication of the spatial scales at which impact assessments, cumulatively or in combination, need to be assessed for key cetacean species in UK waters. The management units are based on best understanding of biological population structure and any ecological differentiation between populations, but the boundaries are determined either by political boundaries (e.g. UK vs Irish waters) or the management of human activities (e.g. ICES divisions for fisheries management)⁵². For example, for bottlenose dolphin (*Tursiops truncatus*) the JNCC identifies seven management units in the UK, some of which fall into UK waters and others are shared with other countries, e.g. Greater North Sea⁵³. These seven management units could be considered ETP/OOS units for the purposes of fishery assessments. Where a fishery overlaps with multiple ETP/OOS units, each would be considered a separate scoring element.

Example 2: Global marine turtles

For marine turtles, regional management units (RMUs) were developed through the IUCN Marine Turtle Specialist Group to evaluate the relative impacts of fisheries on appropriate population units for widely distributed species^{54,55}. RMUs are biologically and geographically explicit population segments. They use spatially integrated information, including information on individual nesting sites, genetic stocks, and geographic distributions of different life-history stages to account for complexities in marine turtle population structures.⁵⁶ RMUs are equivalent to IUCN sub-

⁵² IAMMWG (2015) Management Units for cetaceans in UK waters (January 2015), JNCC Report No. 547, JNCC, Peterborough, ISSN 0963-8091.

⁵³ IAMMWG (2015) Management Units for cetaceans in UK waters (January 2015), JNCC Report No. 547, JNCC, Peterborough, ISSN 0963-8091.

⁵⁴ Wallace, B.P., DiMatteo, A.D., Hurley, B.J., Finkbeiner, E.M., Bolten, A.B., et al. (2010) Regional Management Units for Marine Turtles: A Novel Framework for Prioritizing Conservation and Research across Multiple Scales. PLoS ONE 5(12): e15465. Available at: <https://doi.org/10.1371/journal.pone.0015465>.

⁵⁵ Wallace, B.P., Kot, C.Y., DiMatteo, A.D., Lee, T., Crowder, L.B., and Lewison, R.L. 2013. Impacts of fisheries bycatch on marine turtle populations worldwide: toward conservation and research priorities. Ecosphere 4(3):40. <http://dx.doi.org/10.1890/ES12-00388.1>

⁵⁶ Wallace, B.P., DiMatteo, A.D., Hurley, B.J., Finkbeiner, E.M., Bolten, A.B. et al. (2010) Regional Management Units for Marine Turtles: A Novel Framework for Prioritizing Conservation and Research across Multiple Scales. PLoS ONE 5(12): e15465. Available at: [doi:10.1371/journal.pone.0015465](https://doi.org/10.1371/journal.pone.0015465)

populations, so they are used as the appropriate demographic unit for IUCN Red List assessments. The use of spatial information allows overlap of individual RMUs with specific fisheries to be evaluated. The RMU would also be the most relevant ETP/OOS unit for most fishery assessments. However, there are some areas (e.g. Australia) where genetic sub-structuring exists, and specific genetically defined management units have been identified. For UoAs in those areas, these management units may be the more relevant ETP/OOS unit.

Example 3: Oceanic whitetip shark in Western Pacific

The oceanic whitetip shark (*Carcharhinus longimanus*) is distributed globally in tropical and sub-temperate waters. Oceanic whitetips were evaluated as Critically Endangered as a species on the IUCN Red List in the 2018 assessment⁵⁷. The IUCN assessment indicates that there are no data available on the global population size of the oceanic whitetip shark, but that preliminary results from genetic studies suggest there may be some differences between individuals in the Western Atlantic and Indo-Pacific⁵⁸.

The Western and Central Pacific Fisheries Commission (WCPFC) undertook a stock assessment for the oceanic whitetip shark stock in the Western and Central Pacific Ocean (WCPO) in 2019⁵⁹. This stock assessment indicated that there is no evidence for more than one population within the WCPO but that there is limited horizontal movement inferred from satellite tagging, suggesting that there is a potential for regional residency in the Pacific Ocean. Defining the stock at this scale also allows for the WCPFC, as the relevant management body, to assess the impact of fisheries in the region on this stock and to apply management measures. Given that the stock is based on some biological information and is managed at stock level by the relevant management body, the WCPO stock of oceanic whitetip is a relevant ETP/OOS unit.

Example 4: Black-browed albatross populations in the South Atlantic

There are several possible taxonomic units below species that CABs could consider in this case – for example, seabirds can be grouped by “colony”, “sub-colony” or “breeding site”, “island group”, “population” or, in the case of coastal breeding birds, by administrative unit such as county or country. Considering different political responsibilities, legislation, threats, population trends and dynamics, at-sea distributions, and migration patterns, “island group” may be the most relevant ETP/OOS unit, where practical, or country for continental land masses. For example, the Agreement on Conservation of Albatrosses and Petrels (ACAP) assigns priorities for research and monitoring at the island group level, and this is also the level at which ACAP identifies Priority Populations (as flagships); i.e. those populations declining at more than 3% per year, hold more than 10% of global breeding numbers, and are at risk from fisheries requiring international action to improve their conservation.

An example supporting selection of island group as the ETP/OOS unit is the case of black-browed albatross (*Thalassarche melanophris*) in the South Atlantic. The 2018 IUCN status assessment of black-browed albatross determined that as a species they are Least Concern⁶⁰. There are no sub-population assessments for this species group at this time in IUCN. However, black-browed albatross from different island groups would likely qualify as IUCN sub-populations, i.e. they can be

⁵⁷ Rigby, C.L., Barreto, R., Carlson, J., Fernando, D., Fordham, S., Francis, M.P., Herman, K., Jabado, R.W., Liu, K.M., Marshall, A., Pacoureaux, N., Romanov, E., Sherley, R.B., and Winker, H. (2019) *Carcharhinus longimanus*. The IUCN Red List of Threatened Species 2019: e.T39374A2911619. Available at: <http://dx.doi.org/10.2305/IUCN.UK.2019-3.RLTS.T39374A2911619.en>

⁵⁸ Rigby, C.L., Barreto, R., Carlson, J., Fernando, D., Fordham, S., Francis, M.P., Herman, K., Jabado, R.W., Liu, K.M., Marshall, A., Pacoureaux, N., Romanov, E., Sherley, R.B., and Winker, H. (2019) *Carcharhinus longimanus*. The IUCN Red List of Threatened Species (2019). e.T39374A2911619 Available at: <http://dx.doi.org/10.2305/IUCN.UK.2019-3.RLTS.T39374A2911619.en>

⁵⁹ Tremblay-Boyer, L., Carvalho, F., Neubauer, P., and Pilling, G. (2019) Stock assessment for oceanic whitetip shark in the Western and Central Pacific Ocean (2018) WCPFC-SC15-2019/SA-WP06. Report to the WCPFC Scientific Committee. Fifteenth Regular Session, 12–20 August 2018, Pohnpei, Federated States of Micronesia. 98 pp

⁶⁰ BirdLife International (2018) *Thalassarche melanophris*. The IUCN Red List of Threatened Species 2018. Available at: <https://dx.doi.org/10.2305/IUCN.UK.2018-2.RLTS.T22698375A132643647.en>

defined as geographically or otherwise distinct groups in the population between which there is little demographic or genetic exchange. Black-browed albatrosses in the Falkland Islands are genetically distinct from those elsewhere, and the status trend is increasing, whereas on South Georgia the population is declining⁶¹. The South Georgia population cannot be genetically distinguished from birds breeding on islands in Chile; however, in most seabird species, including albatrosses, banding studies indicate that individuals show very high micro-philopatry, often recruiting into the same sub-colony or, in species where nests are loosely aggregated, into the same sub-area from which they fledged⁶². Most of the remainder recruit onto the same island or stretch of coast (“colony”), relatively few into adjacent colonies and very small numbers (or none) into colonies in other island groups.

Given that there is also an understanding of at-sea distribution for the populations from different island groups, and generally good separation between individuals from island groups at sea, the island group (e.g. South Georgia, Falkland Islands) level would be the most relevant ETP/OOS unit for fisheries interacting with this species.

Example 5: Minke whale populations in North Pacific

The situation with common minke whales (*Balaenoptera acutorostrata*) in the North Pacific around Japan is a good example of when the team may need to be more precautionary when selecting an ETP/OOS unit. The IUCN status of common minke whales is Least Concern⁶³. There is uncertainty about the exact population structure of minke whales in the North Pacific, but the International Whaling Commission (IWC) recognises at least two populations of minke whales in this region: the ‘O’ type are relatively abundant whereas the ‘J’ type have been heavily depleted⁶⁴. The two populations have different overall distributions but mix in some areas where they are subject to bycatch and directed takes. Where the UoA overlaps with the area in which the species mix in distribution or the distribution is uncertain, the choice of ETP/OOS unit should be precautionary. This is because it is not always possible to distinguish the population from which the individual mortalities came from. Thus, unless there is evidence to the contrary from the UoA, the ‘J’ type minke whales would be the most relevant ETP/OOS unit.

Where the UoA overlaps with the area where reliable spatial information indicates that only the ‘O’ type of whale is distributed, it would be more appropriate to select only the ‘O’ type as the ETP/OOS unit.

Determining whether impacts are negligible

The MSC has defined thresholds for teams to use to determine whether ETP/OOS unit mortalities can be considered “negligible”, i.e. a level at which teams are required to consider that the UoA is not hindering recovery (at all SG levels) of the ETP/OOS unit. The use of “negligible” is intended to ensure that there is no need for a qualitative or quantitative evaluation of the impact of the UoA on the ETP/OOS unit, where fishing mortalities are “highly unlikely” to impact the population of the ETP/OOS unit. The ETP/OOS unit should still be scored at the SG60, 80, and 100 levels but the “negligible” criteria may be used as a justification that the UoA is not hindering recovery.

It is not possible to consider that the impact on an OOS species is “negligible” if the ETP/OOS unit has a breeding population (e.g. mature adults) size of less than 5,000 individuals. It is also not

⁶¹ Burg, T.M., Catry, P., Ryan, P.G., and Phillips, R.A. (2017) Genetic population structure of black-browed and Campbell albatrosses, and implications for assigning provenance of birds killed in fisheries. Aquatic Conservation: Marine and Freshwater Ecosystems DOI: 10.1002/aqc.2765

⁶² Gauthier, G., Milot, E., and Weimerskirch, H. (2010) Smallscale dispersal and survival in a long-lived seabird, the wandering albatross. Journal of Animal Ecology 79: 879–887.

⁶³ Cooke, J.G. (2018) *Balaenoptera acutorostrata*. The IUCN Red List of Threatened Species 2018: Available at: <https://dx.doi.org/10.2305/IUCN.UK.2018-2.RLTS.T2474A50348265.en>.

⁶⁴ IWC (2021) Scientific Committee Report (SC68C). International Whaling Commission. 200pp.

possible to consider that the impact is negligible if average annual mortalities from the UoA are greater than 10 individuals. These levels were set with precautionary values considering that for a population size of 10,000 individuals, 10 would be 0.1% of the population. However, a % threshold was not used overall as the MSC's intent is that when mortalities are greater than 10, the UoA impact is assessed in the ETP/OOS outcome PI.

When there are mortalities of ETP/OOS units above “negligible” levels, the team will need to:

- Apply the RBF ([MSC Fisheries Standard Toolbox Section A](#)), or
- Evaluate the likelihood that the UoA is hindering recovery to favourable conservation status, based on existing quantitative assessments, such as those provided in Table GSA5.

The “negligible” criteria are provided for OOS species using the number of individuals rather than weight. However, recognising that for many fish and invertebrate species the catch is reported by weight, a threshold of < 2% of UoA catch is applied.

Determining the likelihood of hindering recovery to favourable conservation status

The favourable conservation status reference point is set as a minimum of 50% of carrying capacity but may be higher depending on the life-history characteristics of the species. Different terms may be used to characterise the TRPs consistent with the MSC definition of favourable conservation status including optimum sustainable population (OSP), maximum net productivity level (MNPL) and maximum sustained fishing mortality (MSM). Fishing mortality or biomass-based reference points, such as MSY, may be used if they are set to ensure recovery to at least 50% of carrying capacity.

Where ETP/OOS units are not “likely” to be at favourable conservation status, the UoA needs to demonstrate that any mortalities from the ETP/OOS unit are “unlikely” to hinder recovery. That is, the level of mortalities is low enough that they would not prevent recovery to favourable conservation status, if the species is capable of recovering to this level, within 100 years or 3 generations, whichever is shorter.

It is not the MSC's intent that the team undertake an assessment of the status of the ETP/OOS unit or estimate the impact of fishing mortalities. It is for the UoA(s), or organisations responsible for assessing status of species, to undertake these analyses and provide them to the team to consider. When applying the MSC scoring guidepost probability levels, the team should then assess this information, including considering the quality and recency of the assessment and the UoA-specific information used.

Example: Assessment of 2.2.1a where potential biological removal is used to evaluate UoA impact

For marine mammals, the US defines populations in relation to Optimum Sustainable Population. Populations that are not at Optimum Sustainable Population are those below their MNPL, or below 50–70% of a historical population size representing carrying capacity⁶⁵. To evaluate this, mortality limits for marine mammals are represented using potential biological removal (PBR), which is linked mathematically to the MNPL, specifically to achieve the conservation objective that 95% of simulated populations met two criteria:

- That populations starting at MNPL stayed there or above for 20 years.
- That populations starting at 30% of carrying capacity recovered to at least MNPL over 100 years⁶⁶.

Thus, PBR as applied in this case is an appropriate method to determine whether the UoA hinders recovery to favourable conservation status.

In this example, a management agency calculated a PBR of 100 individuals for dolphin A in 2020. To assess SG60, the team would evaluate the likelihood that the UoA-related mortality presented for dolphin A was below this level. The PBR uses a precautionary value for a recovery factor and the assessment was undertaken recently, so the probability that the PBR is consistent with achieving the population objective has a high degree of certainty. However, the team also needs to consider the quality of the UoA-related mortality information. If the average estimate of UoA mortalities of dolphin A is 90 individuals (i.e. close to the PBR limit) over the period 2015–2020, but this estimate is based on very limited fishery-independent information that was then scaled to the UoA level, the team may decide that it is only “likely” (SG60) that the UoA is not hindering recovery. However, if higher-quality estimates of UoA mortalities were provided, despite the number of mortalities being close to the PBR limit, the team may decide that a score of 80 is appropriate.

Methods for assessing status of the ETP/OOS unit or impact of the UoA

Several methods are available to estimate the status of the ETP/OOS unit, or whether the impact of the UoA(s) would hinder recovery to favourable conservation status. Possible methods include stock assessments or population viability analyses. Examples of other commonly used methods are presented in Table GSA5. The MSC does not advocate the use of one method over another, because each may have pros and cons in a given situation. With all of these methods, the team should consider the appropriateness of the assessment for estimating whether the fishery hinders recovery of the ETP/OOS unit to a level consistent with favourable conservation status, as well as the uncertainty associated with the outcomes.

Table GSA5: Examples of application of methods to estimate impact and associated population objectives

Method /application	Description	Population objective & recovery timeframe (if defined)	References
PBR as used in the US Marine Mammal Protection Act	<p>The PBR level is defined as the maximum number of animals, not including natural mortalities, that may be removed from a marine mammal stock while allowing that stock to reach or maintain its optimum sustainable population.</p> <p>Equation:</p> $\text{PBR} = N_{\text{MIN}}0.5R_{\text{MAX}}F_R$ <p>Where:</p>	PBR is linked mathematically to the achieving above the MNPL (the lower bound of OSP, equivalent to at least 50% carrying capacity). Specifically, it is set to achieve the conservation objective that 95% of simulated populations met two	Gerrodette and DeMaster, 1990 ⁶⁷ ; Wade, 1998 ⁶⁸ ; NMFS, 2016 ⁶⁹ MMC, 2022 ⁷⁰

Method /application	Description	Population objective & recovery timeframe (if defined)	References
	<ul style="list-style-type: none"> • N_{MIN}= minimum population estimate of the stock • $0.5R_{MAX}$ = one-half the maximum theoretical or estimated net productivity rate of the stock at a small population size • F_R= recovery factor specified between 0.1 and 1. Current marine mammal stock assessment guidelines set the default recovery factor for endangered species at 0.1 and for depleted and/or threatened or stocks of unknown status at 0.5 	<p>criteria: 1) that populations starting at MNPL stayed there or above for 20 years or 2) that populations starting at 30% of carrying capacity recovered to at least MNPL over 100 years.</p> <p>The US Marine Mammal Protection Act (MMPA) also requires preparation of take reduction plans in specified cases. The goals of the take reduction plan are to reduce serious injury and mortality below PBR within 6 months and reduce serious injury and mortality to insignificant levels within 5 years. This insignificance threshold is defined as less than 10% of PBR, known as the zero-mortality rate goal (ZMRG).</p>	
PBR for albatrosses and petrels	PBR level defined as above, but equation differs:	Maintain population at or above its MNPL (depending on	Dillingham and Fletcher, 2011 ⁷¹

⁶⁵ Gerrodette, T., and DeMaster, D.P (1990) Quantitative determination of optimum sustainable population level. Marine Mammal Science 6: 1–16.

⁶⁶ Wade, P.R. (1998) Calculating limits to the allowable human-caused mortality of cetaceans and pinnepeds. Marine Mammal Science 14(1): 1–37.

⁶⁷ Gerrodette, T. and DeMaster, D.P. (1990) Quantitative determination of optimum sustainable population level. Marine Mammal Science 6: 1–16.

⁶⁸ Wade, P.R. (1998). Calculating limits to the allowable human-caused mortality of cetaceans and pinnepeds. Marine Mammal Science 14(1): 1–37.

⁶⁹ NMFS (2016) National Marine Fisheries Service Procedure 02-204-01: Guidelines for preparing stock assessment reports pursuant to the 1994 amendments to the Marine Mammal Protection Act. 23 p. Available at: https://media.fisheries.noaa.gov/dam-migration/guidelines_for_preparing_stock_assessment_reports_2016_revision_gamms_iii_opr2.pdf

⁷⁰ MMC (2022) MMPA provisions for Managing Fisheries Interactions with Marine Mammals. Available at: <https://www.mmc.gov/priority-topics/fisheries-interactions-with-marine-mammals/mmpa-provisions-for-managing-fisheries-interactions-with-marine-mammals>.

⁷¹ Dillingham, P. W., and Fletcher, D. (2011) Potential biological removal of albatrosses and petrels with minimal demographic information. Biological Conservation, 144(6): 1885–1894.

Method /application	Description	Population objective & recovery timeframe (if defined)	References
with minimal demographic information	$PBR = \tau f \hat{B}$ <p>τ is the coefficient that incorporates species maximum growth rate and species-appropriate multiplier and includes uncertainty in the estimate of the number of breeding pairs.</p> <p>\hat{B} is the estimated number of breeding Pairs.</p> <p>f = recovery factor between 0.1 and 1. Recommended $f = 0.1$ for threatened and above species, $f = 0.3$ for near threatened and $f = 0.5$ for all other species.</p>	recovery factor value selected – more precautionary values would lead to maintenance of population at levels closer to carrying capacity).	
Reproductive value loss limit (RVLL) as used for marine turtles	$RVLL = b(\hat{\lambda}_m - 1) \hat{N}'_{\min} f_u$ <p>$\hat{\lambda}_m - 1$ is estimated maximum annual net population growth rate (the hat notation denotes an estimate) that corresponds to MNPL.</p> <p>\hat{N}'_{\min} is the minimum abundance estimate of the population rescaled by reproductive value.</p> <p>f_u is uncertainty factor selected to address management considerations or potential bias in the other parameters.</p>	<p>Adapted from PBR for life-history characteristics for marine turtles, so used MNPL (at least 0.5K).</p> <p>K is carrying capacity</p>	Curtis and Moore, 2013 ⁷²

⁷² Curtis, K.A, and Moore, J. (2013) Calculating reference points for anthropogenic mortality of marine turtles. Aquatic Conservation: Marine and Freshwater Ecosystems 23. 10.1002/aqc.2308.

Method /application	Description	Population objective & recovery timeframe (if defined)	References
Fixed % total abundance as used by ASCOBANS for harbour porpoise in the Baltic Sea	Using a basic population model for harbour porpoises and assuming no uncertainty in any parameter, the maximum anthropogenic removals that achieves the ASCOBANS interim objective over an infinite time horizon is 1.7% of the population size in that year. To reach the objective, the intermediate precautionary aim is to reduce bycatch to less than 1% of the best available population estimate.	ASCOBANS interim objective is 80% of K. The overall objective is to minimise (i.e. ultimately reduce to zero) anthropogenic mortality.	UNEP/ASCOBANS, 2020 ⁷³
Removals limit algorithm (RLA), as used for small cetaceans in the North Sea (similar to the catch limit algorithm used by the International Whaling Commission's Revised Management Procedure)	The RLA comprises a simple population model that is fitted to a time series of estimates of abundance to estimate population growth rate and depletion, which are then used in removals calculation. The RLA is tuned through computer simulation to set limits to anthropogenic mortality that allow the specified conservation objectives to be met. The robustness of the RLA is determined by assessing its performance in a range of computer simulation tests describing uncertainty in our knowledge of population dynamics, the data and the wider environment.	The ASCOBANS interim conservation objective is used as a basis (i.e. to allow populations to recover to and/or maintain 80% of carrying capacity in the long term). Converting this into a quantitative objective for this study, they used: a population should recover to or be maintained at 80% of carrying capacity, on average, within a 100-year period. In simulation tests, this equates to the median population level being at 80% of carrying capacity.	Hammond et al., 2019 ⁷⁴
Population sustainability	PST is the maximum number of fisheries deaths that a population	Default objective is that Risk = 1	Richard et al., 2020 ⁷⁵ ; Fisheries

⁷³ UNEP/ASCOBANS (2020) Resolution 8.5. Monitoring and Mitigation of Small Cetacean Bycatch. ASCOBANS 9th Meeting of the Parties, 7–11 September 2020. UNEP/ASCOBANS/Res8.5 (Rev.MOP9).

⁷⁴ Hammond, P.S., Paradinas, I., and Smout, S.C. (2019) Development of a Removals Limit Algorithm (RLA) to set limits to anthropogenic mortality of small cetaceans to meet specified conservation objectives, with an example implementation for bycatch of harbour porpoise in the North Sea. JNCC Report No. 628, JNCC, Peterborough, ISSN 0963-8091.

⁷⁵ Richard, Y., Abraham, E., and Berkenbusch, K. (2020) Assessment of the risk of commercial fisheries to New Zealand seabirds, 2006-07 to 2016-17. New Zealand Aquatic Environment and Biodiversity Report 237. Available at: <https://www.mpi.govt.nz/dmsdocument/39407-aebr-237-assessment-of-the-risk-of-commercial-fisheries-to-new-zealand-seabirds-200607-to-201617>

Method /application	Description	Population objective & recovery timeframe (if defined)	References
threshold (PST) in the New Zealand spatially explicit risk assessment (SEFRA) for seabirds	<p>can sustain while still achieving the defined population objective and has been adapted from the PBR approach. In the SEFRA approach, this value is compared to a modelled estimate of total fishery-related deaths (D). A risk ratio (D/PST) is calculated to give the overall risk ranking. The risk score is expressed as a Bayesian distribution including uncertainty, so a level of confidence that the objective will be achieved can be specified.</p> <p>Equation:</p> $PST = 0.5 \Phi * r_{max} * N$ <p>Where Φ is an adjustment factor estimated by simulation and defined to ensure that impacts equal to PST ($R = 1$) correspond to a defined population stabilisation objective.</p>	corresponds to a median population-stabilisation outcome of 75% of the unimpacted level.	New Zealand, 2020 ⁷⁶ ; Sharp, 2017 ⁷⁷
Sustainability assessment for fishing effects (SAFE) as used for elasmobranch bycatch in an Australian prawn trawl fishery	The proportion of each species' population that is vulnerable to capture, after accounting for various selectivity effects, is assessed against biological reference points (BRPs) developed from empirical equations that relate life-history traits to natural mortality (M) (e.g. comparisons with maximum sustainable fishing mortality). Not designed to estimate recovery timeframes.	Depends on reference point selected. Can use MSM, which is equivalent to MSY.	Zhou and Griffiths, 2008 ⁷⁸

⁷⁶ Fisheries New Zealand (2020) National Plan of Action – Seabirds 2020. Supporting Document. Available at: <https://www.mpi.govt.nz/dmsdocument/40658-National-Plan-Of-Action-Seabirds-2020-supporting-document>

⁷⁷ Sharp, B.R. (2017) Spatially Explicit Fisheries Risk Assessment (SEFRA): A framework for quantifying and managing incidental commercial fisheries impacts on non-target species. Chapter 3 in: Aquatic Environment and Biodiversity Annual Review (AEBAR) 2017: A summary of environmental interactions between the seafood sector and the aquatic environment. Ministry for Primary Industries, New Zealand, 724 pp.

⁷⁸ Zhou, S., and Griffiths, S.P. (2008) Sustainability assessment for fishing effects (SAFE): a new quantitative ecological risk assessment method and its application to elasmobranch bycatch in an Australian trawl fishery. Fish. Res., 91: 56–68.

Method /application	Description	Population objective & recovery timeframe (if defined)	References
Ecological assessment of the sustainable impacts of fisheries (EASI-Fish) in eastern Pacific Ocean tuna fisheries (examples with elasmobranch, turtle, and dolphin species).	EASI-Fish first estimates the instantaneous fishing mortality rate from the volumetric overlap of multiple fisheries on a species' 3-dimensional spatial distribution, in this case developed using a relative environmental suitability (RES) model based on presence-only data coupled with environmental data for the assessment region. The estimated fishing mortality is then used in length-structured "per-recruit" models to determine the vulnerability status of each species using conventional and precautionary fishing-mortality and spawning-stock-biomass-based BRPs commonly used in stock assessment.	Depends on reference point selected, e.g. F value at MSY (F_{msy})	Griffiths et al., 2019 ⁷⁹

Note on the Use of IUCN Red List and Favourable Conservation Status

The IUCN Red List provides threat statuses for species or populations. The team should not use these threat statuses as an automatic evaluation of whether an ETP/OOS unit is currently at a level consistent with favourable conservation status. The IUCN Red List was developed to identify risk of extinction, so it is possible that an ETP/OOS unit listed as Least Concern may not be at favourable conservation status but has not yet depleted to a level or at a rate that would trigger a higher threat categorisation on the IUCN Red List. In addition, the IUCN Red List may not provide a threat evaluation at the same level as the ETP/OOS unit; for example, if it provides a threat status for a species but not the specific population impacted by the UoA.

The IUCN Red List assessment may provide useful information on the current population size and trends for species, where these have been updated regularly, as well as links to relevant risk assessments. However, the intent of the MSC requirements is that there is a specific quantitative analysis on the status of the ETP unit with respect to favourable conservation status or the potential for any mortalities from the UoA(s) to hinder recovery to this level.

GSA3.8.3 Intentional harassment or intentional killing of marine mammals ▲

The targeted exploitation of marine mammals is not within scope of the MSC Fisheries Standard. However, it is understood that some fisheries intentionally kill or harass marine mammals whilst targeting species in the scope of the MSC Fisheries Standard. The intent of SA3.8.3 is to ensure that for any UoAs in which intentional harassment or intentional killing of marine mammals is an integral part of the fishing operation (activity or practice), such activity has not hindered recovery to favourable conservation status.

⁷⁹ Griffiths, S.P., Kesner-Reyes, K., Garilao, C., Duffy, L.M. and Roman, M.H. (2019) Ecological Assessment of the Sustainable Impacts of Fisheries (EASI-Fish): a flexible vulnerability assessment approach to quantify the cumulative impacts of fishing in data-limited settings. Marine Ecology Progress Series, 625, 89–113.

The MSC recognises that there are challenges in clearly demonstrating that a UoA has not hindered recovery when considering all potential sources of impact associated with intentional harassment or intentional killing of marine mammals (including observed mortality, unobserved/cryptic mortality, sub-lethal population-level impacts, or any other impact that may affect population status).

Consequently, this requirement focuses on evaluating outcome status in a more precautionary manner by requiring a high degree of certainty that recovery is not necessary or has already occurred.

The team should interpret “high degree of certainty” as a probability level that is equal to or greater than the 95th percentile, consistent with the SG100 level in Table SA8.

GSA3.8.3.2–3.8.3.4 ▲

An example of the intentional harassment or intentional killing of marine mammals as an integral part of the fishing operation is the intentional pursuit and encirclement of marine mammals with fishing gear (e.g. purse seine nets) or vessels.

The team should not consider the following examples of intentional harassment or intentional killing of marine mammals as being an integral part of the fishing operation:

- The use of non-lethal deterrent devices or actions aimed at deterring marine mammals from damaging catch or gear, or otherwise deployed to reduce entanglement risk, except where:
 - It is demonstrated that their continued deployment/use causes serious injury or directly compromises marine mammal survival.
 - Firearms are used to deter or kill marine mammals. These are lethal devices and if used as an integral part of the UoA fishing operation, should trigger the application SA3.8.3.
- The unwanted catch of marine mammals, as this outcome is normally considered to be unintentional.

Example: Application of SA3.8.3 for 2.2.1 scoring issue (a)

Fishery A is a purse seine fishery that targets a species of tuna. The fishery comprises 18 vessels, with 2 UoAs. UoA1 targets free school (unassociated) sets, and UoA2 targets FAD sets. The fishery interacts with 10 ETP/OOS units, 2 of which are marine mammals (a species of baleen whale and a species of dolphin).

The team considered whether there is evidence that the fisheries interactions with the 2 marine mammal ETP/OOS units involved the intentional harassment or intentional killing of that unit as an integral part of the fishing operation, as per the definitions set out in SA3.8.3.2–SA3.8.3.4.

The team found that the dolphin interactions were incidental bycatch recorded in unassociated sets. Therefore, the team did not trigger the application of SA3.8.3 to score the direct effects of the dolphin ETP/OOS unit.

The baleen whale interactions had occurred where the fishery had set on (encircled) the whale. Available observer data highlighted that these whale sets were an intended part of the fishery's operations, comprising 3% of sets in UoA2. This part of the fishery operation was determined to be a form of intentional harassment and determined to be an integral part of the fishing operation. As such, the team triggered the application of SA3.8.3 for UoA2 to score the impacted baleen whale ETP/OOS unit at the SG80 level.

The team assessed the available information about the proportion of whales released alive, the scale and intensity of the fishery and findings from several studies on the post-capture survival rates of the species. In combination with studies on the status of the species, the team used this information to determine that UoA2 is unlikely to hinder recovery of the ETP/OOS unit to favourable conservation status. The fishery therefore met SG60 for scoring issue a. However, there was insufficient information available to enable the team to determine the population status of the baleen whale ETP/OOS unit was at a level consistent with favourable conservation status with a high degree of certainty as required by SA3.8.3 to meet SG80 for this unit. Therefore, for UoA2, the baleen whale ETP/OOS unit did not meet SG80 for scoring issue a.

The team assessed the other 9 ETP/OOS units that did not trigger SA3.8.3. These all met SG60 and met or exceeded SG80 for the direct effects scoring issue (PI 2.2.1 (a)). In the scoring rationale, the team included explanations for each unit.

The team applied the scoring element approach set out in [FCP v3.0 7.15](#). As only one of 10 scoring elements failed to achieve SG80, the score for 2.2.1 (a) was 75.

The team set a condition against PI 2.2.1 for the fishery to verify the status of the ETP/OOS unit using a quantitative estimate of the population size. Within the Client Action Plan, the client set out that they will contract a university to undertake a study of the population of the baleen whale ETP/OOS unit with results to be made publicly available.

GSA3.9 ETP/OOS unit management strategy PI (PI 2.2.2) ▲

The MSC's intent for this PI is that management measures or strategies are implemented that deliver the ETP/OOS outcome SG80 level and minimise mortalities of the ETP/OOS unit.

Management measures or strategies should be designed to achieve both of these objectives and should have been implemented "on the water".

Scoring issue (a) – Management strategy ▲

"If necessary"

If the UoA has no, or "negligible" (as defined in SA3.8.2.5) impact on this component, the team does not need to score scoring issue (a) for SG60 and SG80.

However, there is no "if necessary" clause in SG100. For the team to score SG100 on this component, a comprehensive strategy should be in place for the UoA for ETP/OOS species since incidental impacts could still occur and management needs to be responsive.

Measures expected to minimise mortality

Measures that are expected to minimise mortality are defined in this requirement. The assessment team should consider:

- How the measures have been selected.
- Whether they represent "best practice" when it comes to minimising mortality or have been shown to be effective at minimising mortality in the UoA or similar fisheries, i.e. to the extent practicable.

Where "best practice" has been established as achieving the lowest UoA mortality possible whilst not negatively affecting the mortality of other non-target species or unduly affecting targeting catch rates (a small decrease in target catch may be expected, e.g. 10%), the expectation is that these measures are implemented in the fishery in order to meet at least the SG60 level.

Where "best practice" is established

"Best practice" may already be established by national management agencies or in international fora. The MSC's intent is that where "best practice" measures exist and at least one "best practice" measure is implemented in the fishery, the measures expected to minimise mortality part of PI 2.2.2 scoring issue (a) would be met at the SG60 level. To achieve SG80 or higher for this part of PI 2.2.2 scoring issue (a), two or more "best practice" measures should be applied (unless only one "best practice" measure exists). In this context it is also the MSC's intent that any relevant legally mandated best-practice measures for the UoA should be complied with. This compliance aspect is considered in PI 3.2.3 scoring issue (d) as per SA4.9.2.

The FAO produces Best Practice Technical Guidelines for bycatch of birds, turtles, and mammals, although these are not updated regularly⁸⁰. Also, the ACAP reviews and identifies “best practice” mitigation measures for seabird bycatch in a number of gear types. In order to be considered “best practice”, a number of criteria are required to be met including:

- Individual fishing technologies and techniques should be selected from those shown by experimental research to significantly reduce the rate of seabird incidental mortality to the lowest achievable levels.
- Fishing technologies and techniques, or a combination thereof, should have clear and proven specifications and minimum performance standards for their deployment and use.
- Fishing technologies and techniques should be demonstrated to be practical, cost effective and widely available.
- Fishing technologies and techniques should, to the extent practicable, maintain catch rates of target species.
- Fishing technologies and techniques should, to the extent practicable, not increase the bycatch of other taxa.
- Minimum performance standards and methods of ensuring compliance should be provided for fishing technologies and techniques and should be clearly specified in fishery regulations⁸¹.

Where “best practice” is not clearly established

For some species/gear interactions, there are no established “best practice” measures. In these cases, the measures applied in the fishery should be selected from those that are shown to reduce mortality rates to the lowest practicable levels in the UoA or similar fisheries.

For example, when pingers are used correctly (i.e. applied across the entire UoA and adequately monitored for placement and functioning), they may be considered to minimise harbour porpoise bycatch in gillnets. However, pingers could not be considered to minimise common dolphin bycatch in gillnets because there is no clear evidence for their consistent effectiveness. For common dolphins, the UoA would need to have implemented other measures that are expected to minimise mortality, e.g. based on measures that have been shown to be successful elsewhere or through development of new measures tested in the UoA itself in order to meet the SG60 requirement.

Scoring issue (b) – management strategy effectiveness ▲

The MSC’s intent is that the UoA needs to provide evidence that it is progressing towards achieving the objectives of minimising mortality of the ETP/OOS unit. There are four possible ways of demonstrating this:

1. There is evidence that the UoA has zero mortalities (including unobserved) of the ETP/OOS unit.
2. The “negligible” requirements in SA3.8.2.5 apply.
3. There is evidence of demonstrable reductions in the mortality of the ETP/OOS unit over time.
4. The UoA may not have evidence of demonstrable reduction but it:
 - a. Is “highly unlikely” to be hindering recovery of the ETP/OOS unit to favourable conservation status (demonstrated through meeting SG80 in PI 2.2.1 (a) or scoring 80 or above when the PSA is applied).

⁸⁰ FAO (2009) Fishing operations. 2. Best practices to reduce incidental catch of seabirds in capture fisheries. FAO Technical Guidelines for Responsible Fisheries: No. 1, Suppl. 2. Rome: FAO. 49pp.

⁸¹ <https://www.acap.aq/bycatch-mitigation/mitigation-advice>

- b. Has a “comprehensive strategy” and has applied all existing “best practice” measures expected to minimise mortality (demonstrated through meeting SG100 in PI 2.2.2 (a)).

Where none of these four criteria apply, the MSC’s intent is that the UoA does not meet SG80 for this scoring issue.

For demonstrable reduction, a specific magnitude of reduction is not specified. However, the MSC’s intent is that real, on-the-water progress towards reducing the mortality rate needs to be demonstrated by the UoA in order to meet SG80. Overall declining trends in ETP/OOS unit mortalities over a five-year period, for example, could be taken as evidence of demonstrable reductions, even if there may be some stochasticity in ETP/OOS unit mortalities over this time. However, the team should also consider the reasons for any reductions, including whether the reductions may be due to a decline in the abundance of the ETP/OOS unit rather than the implementation of management measures to minimise mortality. The MSC’s intent is that if the demonstrable reductions are likely to be caused by declines in abundance rather than the measures implemented by the fishery, this would not be considered evidence of demonstrable reductions and SG80 would not be met.

Example

Reductions in UoA-related mortality are demonstrated in longline fishery 1, which interacts with 3 seabird units: A, B, and C. Bird-scaring (tori) lines and offal-discharge practices were introduced as “best practice” mitigation measures in the year 2000. In 2005, the bycatch rate for all 3 seabirds had reduced from 0.2 birds/1,000 hooks to < 0.05 birds/1,000 hooks. The population sizes for seabird units A, B, and C had remained relatively stable during this period and the number of birds following the vessels remained consistent. However, the number of mortalities had demonstrably declined. Fishery 1 would meet at least SG80 for PI 2.2.2 scoring issue (b).

Scoring issue (c) – “Review” of “alternative measures” ▲

Where mortalities are above the defined “negligible” level, a review of “alternative measures” by the UoA or related management agency is required. The MSC’s intent is that even when implementing “best practice”, current measures may not allow these levels to be reached; therefore, regular (at least 5-yearly) reviews of “alternative measures” are needed. There is no 60 level because it is assumed that at least one such review took place in order for the current measures to minimise mortality to be implemented. At SG80, if the additional “alternative measures” are shown to be more effective than current measures, these should be implemented unless they:

- Negatively affect crew safety, or
- Unduly affect target species catch (i.e. more than 10%), or
- Negatively impact on other species or habitats.

For example, in the longline fishery 1 example above, bird-scaring lines have led to a demonstrable reduction in bird mortalities between the years 2000 and 2005. However, from 2005 to 2020 the level of mortality has remained around 0.05 birds/1,000 hooks. In real terms, this represents hundreds of individual mortalities of seabird units A, B, and C annually. There are therefore mortalities above the “negligible” level of these ETP/OOS units and the assessment team would need to assess scoring issue (c). The UoA would need to demonstrate whether any other “alternative measures” had been considered and whether they had been implemented. If not implemented, justification for not doing so, in relation to the scoring requirement, would be required in order to meet SG80.

In the longline fishery 1 example, night-setting was reviewed in 2018 as an “alternative measure”. It was demonstrated to reduce the mortality of seabird units A and B but increase the mortality of non-target fish species and seabird unit C. This measure was therefore not implemented. This would demonstrate that SG80 was met. However, if this review did not also consider “best practice” measures for seabirds and longlines, such as forms of line weighting, it would not meet SG80.

GSA3.11 Habitats outcome PI (PI 2.3.1) ▲

Treatment of impact not caused by the UoA

Only the impact of the UoA itself is used to determine the status of the habitat. However, if non-UoA anthropogenic activities (or natural events) have had an impact on the habitat, the team should assess the UoA's relative impact as per GSA3.2.

Treatment of “more” sensitive habitats

An individual UoA may achieve an SG80 score in the outcome PI 2.3.1 when fishing on a “more” sensitive habitat because its individual impact is unlikely to cause the “more” sensitive habitat serious and irreversible harm. However, the MSC recognises the unique value of “more” sensitive habitats and the possibility that all fishing, where all fishing includes all MSC UoAs plus other fisheries, may nevertheless be causing “more” sensitive habitats to fall below 80% of their unimpacted state. Therefore, unless there is a comprehensive management plan covering all fishing impacts on the “more” sensitive habitat, under the management PI 2.3.2 (see SA3.12.1.1), the MSC requires that UoAs avoid “more” sensitive habitats even if they score higher than 80 on the outcome PI 2.3.1.

GSA3.11.1 Habitat structure and function ▲

The team's assessment should take into account both the impact on the habitat and the habitat's delivery of ecosystem services. For example, if only a part of the habitat is affected by fishing but this part delivers the greatest ecosystem services, the team should take this into account in the assessment.

GSA3.11.2 Habitat characteristics ▲

Usually, habitats impacted by the UoA are benthic habitats (i.e. are associated with, or occur on, the bottom) rather than pelagic habitats, which are near the surface or in the open water column. However, the team may consider impacts on:

- The biotic aspects of pelagic habitats.
- Habitats that the gear may accidentally come into contact with if gear loss or malfunction were to occur. This is required to meet SG100 under the management PI 2.3.2 (SA3.12.1.2.b)

The team may use Box GSA8 to categorise the habitats encountered by the UoA, according to their SGB status.

Box GSA8: SGB habitat nomenclature⁸²

Substratum

Fine (mud, sand)

- Mud
(< 0.1mm particle diameter)
- Fine sediments
(0.1–1mm)

⁸² Modified from Williams, A., Dowdney, J., Smith, A.D.M., Hobday, A.J., and Fuller, M. (2011) Evaluating impacts of fishing on benthic habitats: A risk assessment framework applied to Australian fisheries. Fisheries Research 112(3):154–167.

- Coarse sediments (1–4mm)

Medium

- Gravel/pebble (4–60mm)

Large

- Cobble/boulders (60mm–3m)
- Igneous, metamorphic, or sedimentary rock (> 3m)

Solid reef of biogenic origin

- Biogenic (substratum of biogenic calcium carbonate)
- Depositions of skeletal material forming coral reef base

Geomorphology

Flat

- Simple surface structure
- Unrippled/flat
- Current rippled/directed scour
- Wave rippled

Low relief

- Irregular topography with mounds and depressions
- Rough surface structure
- Debris flow/rubble banks

Outcrop

- Subcrop (rock protrusions from surrounding sediment (<1m))
- Low-relief outcrop (<1m)

High relief

- High outcrop (protrusion of consolidated substrate (>1m))
- Rugged surface structure

Biota

Large erect, dominated by:

- Large and/or erect sponges
- Solitary large sponges
- Solitary sedentary/sessile epifauna (e.g. ascidians/bryozoans)
- Crinoids
- Corals
- Mixed large or erect communities

Small erect/encrusting/burrowing, dominated by:

- Small, low-encrusting sponges
- Small, low-standing sponges
- Consolidated bivalve beds (e.g. mussels)

- Unconsolidated bivalve beds (e.g. scallops)
- Mixed small/low-encrusting invertebrate communities
- Infaunal bioturbators

No fauna or flora

- No apparent epifauna, infauna, or flora

Flora, dominated by:

- Seagrass species

GSA3.11.3 ▲

The team should use a precautionary approach when determining whether a habitat impacted by a UoA is “less” sensitive or “more” sensitive.

Unimpacted habitat structure and function

Unimpacted habitat structure and function (i.e. unimpacted habitat state) is used in determining whether habitats are “less” or “more” sensitive. The team should therefore consider the following:

For habitats that have been afforded protection by a competent authority:

- If the habitat was already impacted by any fishery at the time it was afforded protection, and all the impact occurred after 2006, the unimpacted state is the idealised expected recovery state.
- If the habitat was already impacted by any fishery at the time it was afforded protection, and all the impact occurred before 2006, the unimpacted state is the current state of the habitat at the time it was afforded protection.
- If the habitat was not impacted at the time it was afforded protection, the unimpacted state is the current state of the habitat at the time it was afforded protection.

The idealised expected recovery state is the unimpacted state as defined in a recovery plan, or assumed from modelling predictions, or comparisons with historical data and/or adjacent habitats.

For habitats that have not been afforded protection by a competent authority, the unimpacted state is that which is:

- Defined in a recovery plan, or
- As assumed from:
 - Modelling predictions, or
 - Comparisons with historical data, or
 - Adjacent or comparable habitats.

If the unimpacted state has not been defined, and cannot be assumed from available information or data, it should be considered as the state of the habitat in year 2006. The year 2006 is the date of the UNGA Resolution 61/105⁸³. In this instance, there is an acceptance that the UoA should not be penalised for historical damage (i.e. damage prior to 2006).

⁸³ United Nations General Assembly (2006) Resolution 61/105: Sustainable fisheries, including through the 1995 Agreement for the Implementation of the Provisions of the United Nations Convention on the Law of the Sea of 10 December 1982 relating to the Conservation and Management of Straddling Fish Stocks and Highly Migratory Fish Stocks, and related instruments (8 December 2006). A/UNGA/RES/61/105.

Habitat recovery

Habitat recovery relates to the whole habitat, not just some species within the habitat. Likelihood of recovery should take into account the likely speed of recovery, as well as the certainty of recovery of a habitat.

The MSC has nominated the 80% level as a reasonable point at which to expect most of the habitat's structure and function (including abundance and biological diversity) to have been restored, taking into consideration the likely logistic population growth of habitat-forming organisms.

The team may consider using the Benthic Impacts Tool ([MSC Fisheries Standard Toolbox Tool C](#)) to help determine recovery rates of habitats, and therefore help inform scoring of PI 2.3.1 (a).

GSA3.11.3.1 FAO VME ▲

FAO Vulnerable Marine Ecosystems (VMEs) are habitats that have been designated as such by a competent authority, based on the VME criteria as defined in the International Guidelines for the Management of Deep-sea Fisheries in the High Seas⁸⁴.

GSA3.11.4 “Serious or irreversible harm” to “less” sensitive habitats ▲

The hypothetical climax state is the state to which a habitat would eventually recover to (in the absence of all fishing), when considering existing environmental and anthropogenic conditions. Climax states are generally considered to be stable, and towards the end of ecological succession.

“Less” sensitive habitats should not be retrospectively classified as “more” sensitive habitats if unable to recover to at least 80% of their hypothetical climax state within 20 years if fishing were to cease entirely.

GSA3.11.5 “Serious or irreversible harm” to “more” sensitive habitats ▲

In the case of “more” sensitive habitats, “serious or irreversible harm” is a reduction in habitat structure and function below 80% of the unimpacted state. The unimpacted state is as defined in GSA3.11.3.

The MSC's intent is to not hold UoAs responsible for historical damage to “more” sensitive habitats unless they were responsible for such impact. Therefore, if the habitat is currently below 80% of its unimpacted state, and the impact was clearly caused by other MSC UoAs, or non-MSC fisheries, then the UoA would meet at least SG60. However, avoidance of such habitats would be required under PI 2.3.2 until the habitat has recovered to at least 80% of its unimpacted state, and there is a comprehensive plan showing that all fishing will allow the habitat to recover to, and maintain, at least 80% of its unimpacted state. If the UoA was responsible for the impact, it would fail to meet SG60 unless it undertook immediate action to avoid the habitat.

The team should not consider minimal damage that occurs to an FAO-designated VME when a move-on rule is triggered as “serious or irreversible harm”, even when the habitat is below 80% of its unimpacted level.

The team may consider the pre-existing historical extent of “more” sensitive habitats if:

- The historical extent is known.

⁸⁴ Food and Agriculture Organization of the United Nations (2009) International guidelines for the management of deep-sea fisheries in the high seas. FAO, Rome.

- Recovery in those areas of historical extent would be possible.

Example

Off the north coast of Australia, several shelf-break VME areas have been damaged but are still there in reduced form and would recover if left undisturbed for several years. Therefore, the team should consider these areas within the scope of the habitat's recovery.

Examples of recovery rates and resulting habitat

Figure and Table provide some examples of recovery rates and resulting habitat status in some hypothetical situations. For each of these examples, it is assumed that the UoA is the only one impacting the habitat; therefore, all fishing impacts on the habitat are covered by 1 UoA. If multiple UoAs were impacting the habitat, the impact of individual UoAs would be less.

Example A

The dotted line represents the current status, in relation to unimpacted status, of the habitat impacted by a moderate-impacting UoA; for example, demersal longline. This UoA:

- Has an impact on 60% of the entire distribution of this habitat type.
- Fully protects 40% of the habitat type inside a closed area, which is not shown in figure.

Because the gear has a moderate impact, the habitat status in the fished parts of the habitat is 50% of the unimpacted level. The recovery rate for this habitat type is fast, and it is likely that the overall status of the habitat would rise above 80% of the unimpacted level in around 5 years. Combined with the unimpacted status of the habitat in the closed area, this means that the habitat would recover to 80% of the unimpacted level in 5 years, achieving at least an 80 score and potentially a higher score if there is greater confidence supported by evidence for this expected recovery.

Example B

The dotted and dashed line represents the status of the habitat impacted by a UoA with a high impact, such as demersal trawl. This UoA:

- Protects 40% of the habitat type.
- Fishes the other 60%.

The status of the impacted habitat area is shown in the figure but the status of the habitat within the protected area is not shown.

Since this is a high-impacting gear, the habitat has been degraded in the fished areas to 10% of the unimpacted level. This habitat is not very resilient, barely reaching the 80% level in 20 years and not reaching it in 5 years. Across both the closed area and the impacted areas, the UoA would be unlikely to be causing "serious or irreversible harm" but with less confidence than in example A, possibly achieving an SG60 score.

Example C

The solid line represents the same high-impacting UoA that:

- Protects 40% of a slow-growing habitat.
- Fishes the other 60% of that habitat.

The fished habitat has been degraded to 10% of the unimpacted level. This habitat has a very slow recovery rate and will take more than 20 years to reach the 80% unimpacted level. This UoA is, therefore, causing serious or irreversible harm to this habitat and would be unlikely to score a 60.

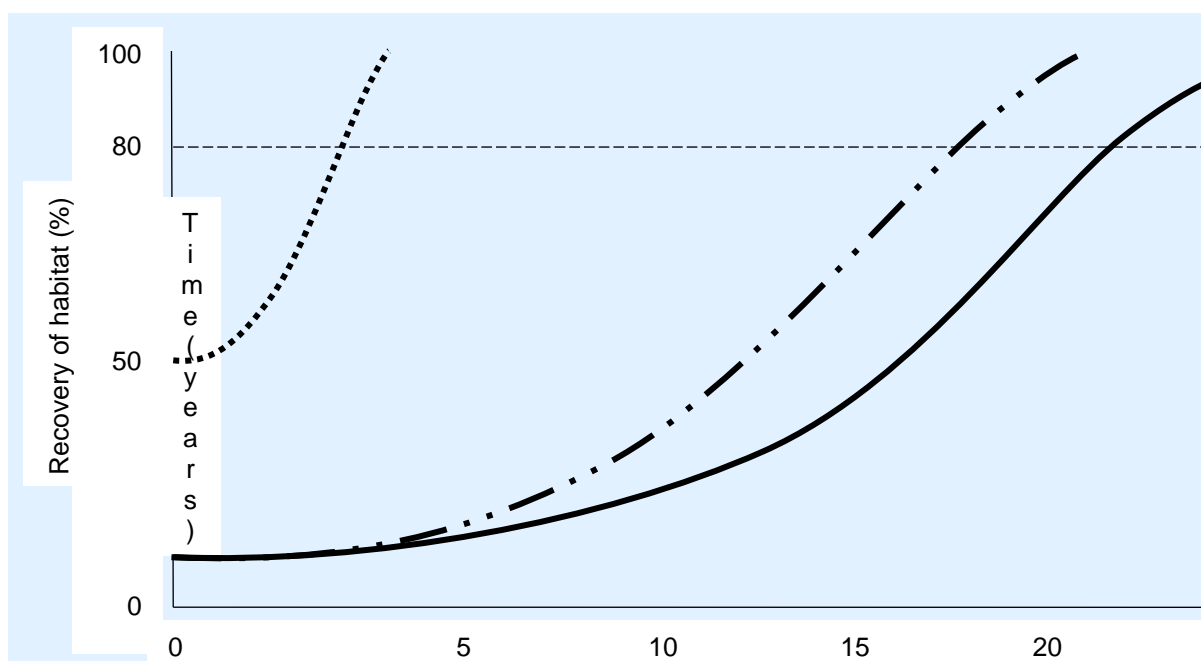


Figure GSA5: Example recovery rates for habitats over time under different fishing conditions where fishing is removed at year 0

Table GSA6 provides additional details on the UoAs and habitats to accompany the examples provided in Figure GSA5.

Rows A-H illustrate in a qualitative sense how the overall habitat status could be estimated, both at the current time and in the future depending on:

- The extent of habitat protection in a closed area.
- The level of habitat degradation outside the closed area.
- The habitat recovery rate.

Any current scenario that results in the status of the overall habitat being less than 80% of the unimpacted level is considered “serious or irreversible harm”. Row I gives the likelihood of the UoAs causing “serious or irreversible” harm (see Table SA8), and Row J gives the corresponding MSC scores.

Table GSA6: UoA and habitat characteristics for the examples in Figure

UoA and habitat characteristics	Example A (dotted line)	Example B (dotted and dashed line)	Example C (solid line)
A. Proportion of habitat fully protected in closed area	40%	40%	40%
B. Area of habitat subject to fishing	60%	60%	60%
C. Level of gear impact	Moderate	High	High
D. Current status of habitats in fished areas (% of unimpacted state)	50%	10%	10%

E. Current overall status of habitat, compared to unimpacted state ($A + [B \times D]$)	70%	46%	46%
F. Habitat recovery rate	Fast	Medium	Slow
G. Expected future status of habitats in fished areas in 20 years if fishing ceases (% of unimpacted state)	100%	80%	50%
H. Expected future overall status of habitat in 20 years, compared to unimpacted state ($A + [B \times G]$)	100%	88%	70%
I. Likelihood that the UoA is causing serious or irreversible harm	Highly unlikely	Unlikely	Not unlikely
J. MSC score	80 or higher, depending on confidence and evidence (unconditional pass)	60 (pass with condition)	< 60 (fail)

GSA3.11.6 Area of consideration ▲

The “managed area” is the UoA's overall fishery management area, which will usually be wider than the area in which the UoA actually operates (i.e. the UoA area). This is to ensure by default the consideration of habitat impacts within the areas controlled by the management regimes under which the UoA operates. The management regime may be:

- A single exclusive economic zone (EEZ).
- A combination of EEZs, in the case of a UoA that fishes on a shared stock.
- A combination of an EEZ and an RFMO.
- Entirely an RFMO.

For many UoAs, the managed area may be only part of an EEZ; for example, the jurisdictional area for the UoA or the area covered by a management plan under which the UoA operates.

There are 2 types of exceptional case:

1. Situations where the range of the habitat(s) is much smaller than the area of the governance body's control, for example:
 - Where the RFMO covers an entire ocean but the habitat is restricted in distribution.
 - Where it is not sensible to consider the entire area because areas under that governance body's control are not contiguous or have quite different bio-physical and habitat characteristics.
2. Situations where the managed area is extremely restricted, such as cases where an EEZ has only a very narrow extent because of encroaching baselines of adjoining EEZs, and it does not make sense to consider such a narrow habitat within the assessment.

Examples of these exceptional cases

- CCAMLR manages fishing throughout the Southern Ocean. Clearly, it would not be appropriate or feasible to include the entire area covered by CCAMLR when considering the range of the habitat(s) affected by vessels fishing only in the Ross Sea.
- A fishery that operates mainly in the Norwegian Trench overlaps with the North Sea and the Norwegian EEZ. These latter 2 areas cover more than 3 million km² in total. It is likely that the UoA is fishing a relatively small portion of this total area and therefore impacting a small portion of the habitat(s). Again, it would not be reasonable to consider the entire range of the habitat(s) across the total area.
- The Gambia coastline is only 800km long and the EEZ is only 19,500km². Several habitats extend along much of the western coast of Africa, extending into other EEZs. Given the small area controlled by the Gambian government, it would be appropriate to consider the entire range of the habitat(s) beyond the Gambian EEZ.

In such exceptional cases, it would be reasonable for the team to scale up or scale down the “managed area” when determining the appropriate habitat range to consider. The team should apply expert judgement and provide rationale for such scaling.

In a nested management situation, the team should consider the widest management range. However, the examples given above for management regimes may apply.

GSA3.11.6.4 Habitat outside the “managed area” ▲

Since different habitat types are scored as separate elements, there may be situations when a particular habitat (or element) extends beyond the “managed area”. In such situations, if the habitat extends significantly beyond the “managed area”, and as such, the “managed area” is a relatively small portion of the habitat’s overall range, then the team should take into consideration habitat outside the “managed area”. However, if the “managed area” covers a large part of the habitat’s range, the “managed area” itself will be sufficient for scoring.

GSA3.12 Habitats management strategy PI (PI 2.3.2) ▲

When scoring the habitat PIs, the team should consider any habitat-specific management that exists for the “managed area”.

The MSC’s approach to management of “more” sensitive habitats

The MSC’s approach to the assessment of sustainability with regard to “more” sensitive habitats is based on United Nations General Assembly (UNGA) resolutions (especially 61/105⁸⁵ and 64/72⁸⁶) and the FAO Guidelines for deep-sea fisheries⁸⁷. The central requirements of the FAO Guidelines for designated VMEs are as follows:

⁸⁵ United Nations General Assembly (2006) Resolution 61/105: Sustainable fisheries, including through the 1995 Agreement for the Implementation of the Provisions of the United Nations Convention on the Law of the Sea of 10 December 1982 relating to the Conservation and Management of Straddling Fish Stocks and Highly Migratory Fish Stocks, and related instruments (8 December 2006). A/UNGA/RES/61/105.

⁸⁶ United Nations General Assembly (2009) Resolution 64/72: Sustainable fisheries, including through the 1995 Agreement for the Implementation of the Provisions of the United Nations Convention on the Law of the Sea of 10 December 1982 relating to the Conservation and Management of Straddling Fish Stocks and Highly Migratory Fish Stocks, and related instruments (4 December 2009). A/UNGA/RES/64/72.

⁸⁷ Food and Agriculture Organization of the United Nations (2009) International guidelines for the management of deep-sea fisheries in the high seas. FAO, Rome.

- A set of criteria for identifying VMEs.
- Impact assessments to determine whether fishing activities are likely to produce significant adverse impacts on VMEs.
- Acquisition of data to determine the fishing footprint and the interaction of fisheries with VMEs.
- Development of a “functioning regulatory framework” that includes regulations to protect VMEs.
- In the absence of a “functioning regulatory framework”, establishment of an interim precautionary approach that allows for the development of appropriate CMMs to prevent significant adverse impacts on VMEs while preventing such impacts from taking place inadvertently and that consists of:
 - Closing of areas where VMEs are known or likely to occur.
 - Refraining from expanding the level or spatial extent of effort of vessels involved in deep-sea fisheries.

These elements are incorporated into the MSC requirements by requiring either a comprehensive management plan that determines that all fishing will not cause serious and irreversible harm to “more” sensitive habitats (which includes designated FAO VMEs), or that MSC UoAs should avoid “more” sensitive habitats individually and cumulatively. Given the complexity of undertaking an impact assessment on “more” sensitive habitats, the MSC considers that most UoAs should choose to apply the simpler approach of avoiding “more” sensitive habitats altogether.

For scoring issue (b) at the SG60 level, some examples of “plausible argument” are general experience, theory, or comparison with similar UoAs or habitats.

The team should also take this approach as the desired outcome of the management measures/strategies for “less” sensitive habitats.

GSA3.12.1 ▲

If there is a “more” sensitive habitat in the UoA’s “managed area”, the team should score the management PI 2.3.2 in relation to both “less” sensitive and “more” sensitive habitats.

Table GSA3 provides generic guidance on the differences between “measures”, “partial strategy”, and “strategy”. Table GSA7 provides examples of “measures”, “partial strategies”, and “strategies” in terms of benthic habitats. These are only examples of such management levels and do not necessarily meet the whole of the scoring rationale requirements. The team should always use its expert judgement to determine how well, or otherwise, management measures, partial strategies, or strategies are designed to ensure the UoA does not pose a risk of “serious or irreversible harm” to relevant habitats.

A strategy should include regular review of “alternative measures” to reduce the impact of the UoA on the habitat. The team should also consider appropriate “alternative measures” determined in this review during the review of measures to minimise unwanted catch (PIs 2.1.2 and 2.2.2), particularly when making a decision on which measures to implement.

UoAs are expected to take appropriate action, within measures/strategies, to avoid impacting “more” sensitive habitats. Precautionary measures/strategies to avoid encounters with “more” sensitive habitats are also required, and these may include closed areas, move-on rules, frozen footprints, gear modifications (or restrictions), authorisation to undertake new fishing activities, and/or consideration of dFADs, taking into consideration their design, monitoring and retrieval strategies.

GSA3.12.1.1 ▲

A partial strategy for a UoA using a pelagic gear or a low-impacting bottom gear, such as a gear with a footprint score of 1 in [Table A28 in the MSC Fisheries Standard Toolbox](#), may not need to include requirements and implementations. The team should provide rationale in those cases. The team may find it useful to refer to the pelagic examples in Table GSA7.

GSA3.12.1.2 ▲

A comprehensive management plan could also include avoidance measures to ensure that serious or irreversible harm to “more” sensitive habitats does not occur.

Some damage to “more” sensitive habitats is acceptable as long as overall “serious or irreversible harm” to structure and function is avoided. If a strategy does not afford complete protection to all “more” sensitive habitats in an area, this should be supported by an impact assessment to demonstrate that:

- “Serious or irreversible harm” is avoided.
- “More” sensitive habitats are not impacted by more than 20% of their unimpacted state

In cases where a comprehensive management plan is in place but the “more” sensitive habitat is below the 80% recovery criterion, the plan should first allow the “more” sensitive habitat to recover to at least 80% of its unimpacted state before fishing continues. In other words, the only allowance for continued fishing by MSC UoAs on a “more” sensitive habitat is when:

- There is a comprehensive plan that shows that all fishing will keep the “more” sensitive habitat at 80% or recover it to 80%.
- The “more” sensitive habitat has recovered to, or is above, 80%.

A formal comprehensive impact assessment may not be necessary in all cases; for example, when benthic gear is prohibited but pelagic gear is permitted because the risk to benthic habitats is negligible. See Table GSA7 for an example of a strategy for a pelagic UoA.

Table GSA7: Potential measures, partial strategies, and strategies in relation to habitat impacts

Examples of potential measures, partial strategies, and strategies in relation to habitat impacts⁸⁸

General UoA description	Rationale		
	Measures	Partial strategy	Strategy
<p>Cod UoA using fixed gear (e.g. gillnets) in inshore zones and mobile gear (e.g. otter trawl) in offshore zones</p> <p>There are some closed areas and closed seasons for specific gear in either or both the inshore and offshore zones, though these are primarily stock and bycatch management measures. Some habitat protection is afforded by these management arrangements. Monitoring and information gathering efforts are directed at species management arrangements.</p>	✓		
<p>Multi-species trawl UoA in inshore tropical waters</p> <p>Trawling is banned in inshore waters during the seasonal monsoon to protect juvenile and spawning habitat for fish and invertebrate species.</p>	✓		

⁸⁸ Modified from: Grieve, C., Brady, D.C., and Polet, H. (2011) Best practices for managing, measuring, and mitigating the benthic impacts of fishing: final report to the Marine Stewardship Council. Unpublished work.

				ceased to be effective from a habitat perspective.
<p>Groundfish trawl UoA in offshore zones with explicit links to other species/multi-gear management plans</p> <p>Some closed areas within the groundfish UoA prohibit use of any bottom-contacting fishing gear. Non-UoA, environmental protection-led regulations designate 2 habitat areas of concern, which are also closed to bottom-contacting fishing gear. Vessel monitoring systems and other enforcement efforts aim to ensure no violation of closed or protected areas. Information gathering seeks to monitor the protected zones, and fishing impacts are considered in subsequent analyses. Arrangements about the use or otherwise of bottom-contacting gear have changed according to shifting distributions of benthic species of interest to the other UoAs.</p>		✓		<p>There is a clear multi-species management approach with the linking of species/gear management plans. The closed areas contribute indirectly to the management of habitats for the groundfish UoA, though they were established to protect the stocks of other sessile target species (e.g. scallops). The habitat-protection zones, though designed for broader conservation purposes, serve to protect habitats of concern. The arrangements could be considered cohesive, particularly as there is evidence of strict enforcement of the protection zones and closed areas, coupled with high sanctions imposed for violators. Similarly, there are some efforts to understand how bottom-contacting gear might impact other benthic biota, but these are aimed at interests other than those in the UoA. The closed areas and protection zones were not designed specifically to manage habitats in relation to the groundfish UoA, nor are there specific mechanisms described that would enable managers to appropriately modify fishing practices were unacceptable impacts to habitats identified.</p>
<p>Co-managed and community-based managed tropical UoAs using multiple gear on a diverse range of habitats</p> <p>Under a broad marine management area, which was not specifically designed to manage fishing but general community uses of the marine environment, protection is afforded to a mosaic or patchwork of seagrass, mangrove, and coral reef habitats where bottom-contacting gear use is restricted or banned. The cultural context and scale of the various UoAs lend themselves to the community-based management approach.</p>		✓		<p>There is science-based rationale for protecting the habitats as spawning, larval, or juvenile areas for the sustainability of fish species. The arrangements are cohesive, comprising several measures that indirectly protect habitats for biodiversity purposes. There is some understanding of how this works to protect habitats and a demonstrable awareness of the need to change measures if they stop being effective from a habitats perspective. While the management approach is not designed explicitly to manage fishing impacts on habitats, there is a functioning management framework, although not strictly speaking “regulatory”, that suggests UoAs in the area do not cause</p>

				<p>serious or irreversible harm to habitats. There are some efforts aimed at understanding how specific strategies might work in relation to the various habitats impacted by the community's fishing. Despite the cultural context and relatively small scale of individual UoAs, the total approach does not add up to a strategy within a functioning regulatory framework that is directed specifically at management of habitat impacts of the UoA or other MSC UoAs.</p>
<p>Midwater trawl UoA on continental slope where some seamounts are encountered and rare bottom contact is made</p> <p>In acknowledgement that these features can be considered FAO-designated VMEs (or more sensitive habitats), some seamounts are afforded strict protection from any bottom-contacting gear, including midwater trawl gear, and there is a complete ban on the use of bottom/otter trawl gear on all seamounts. This gear restriction constitutes the key part of the UoA management strategy.</p>		✓		<p>The strategy is cohesive by virtue of permitting only midwater trawling on any seamount in the region. The functioning regulatory framework is explicit with the ban on bottom-contacting gear on all seamounts and as such represents a precautionary approach. Other MSC UoAs are also required to comply with these rules. Managers have implemented a mechanism to avoid contact with VMEs (seamounts) by mandating the use of only non-bottom-contact gear. However, while the strategy is designed to avoid serious or irreversible harm to these habitats, it can only be considered a partial strategy. This is because it relies upon the generally accepted rarity of bottom contact by midwater trawls and other gear rather than an explicit means of understanding the effectiveness of the management approach in ensuring that serious and irreversible harm is not happening to seamounts or the mechanism that might need to be in place if it ceases to be effective.</p>
<p>Demersal trawl UoA in inshore and offshore areas</p> <p>Overarching management framework takes an ecosystem-based fisheries management approach involving impact assessments for management plans (including impacts on habitats), spatial controls like closures to protect essential fish</p>			✓	<p>Management is cohesive and strategically aimed at managing the impacts of the UoA, other MSC UoAs, and non-MSC fisheries on relevant habitats within a comprehensive ecosystem-based management plan. There are a suite of measures and tools available and evidence of their use. Ecological risk and impact assessments have been carried out</p>

<p>habitat, effort reduction rules, and buyout/lease-back arrangements incentivising the use of less bottom-contacting gear to catch fish quotas.</p>				<p>and have determined that all fishing activity will not cause serious or irreversible harm to habitats, including more sensitive habitats. There is active management seeking to reduce the impact of the UoA on both essential fish habitat and other habitats that were rated higher risk from an ecosystem-management perspective, including more sensitive habitats. The management plan has clearly articulated objectives relating to the habitats component and sets out how management will be modified if undesirable impacts are detected. Monitoring and evaluation are enshrined within the management plan and are directed at understanding fishing impacts on habitats, as well as the usual species-related monitoring and evaluation. Explicit strategies aim to manage the cumulative impacts of fishing, by the UoA, other MSC UoAs, and non-MSC fisheries, on habitats in order to avoid serious or irreversible harm.</p>
<p>Multiple UoAs targeting mixed-species complexes using multiple gear (bottom- and non-bottom-contacting gear, including hand rakes, dredges, trawl gear, gillnets, and trap and line methods) in inshore and offshore environments ranging from cool temperate waters to warm tropical seas</p> <p>A bioregional marine planning framework uses an ecosystem-based fisheries management approach involving ecological risk assessments and risk-management planning for fish. Precautionary management approach to risks identified for habitats includes closed areas for a variety of gear (that may change from year to year) and a system of marine protected areas (MPAs), offering more permanent protection from any bottom-contacting gear. Habitat mapping and strategic research planning and execution are progressively closing the information gaps on the impacts of</p>			✓	<p>Management is cohesive and strategic, aimed specifically at managing fishing impacts on species, habitats, and other ecosystem components within a comprehensive management plan. Several measures are in place, and research, monitoring, and evaluation are aimed at understanding the impacts of the UoA on habitats. Management strategies (e.g. plans) contain explicit mechanisms for modifying fishing practices based on unacceptable impacts coming to light through research, monitoring, or evaluation. There is evidence these have been implemented to modify fishing impacts on relevant habitats. As this is one of the most comprehensive and cohesive management approaches, both less sensitive and more sensitive habitats, as well as cumulative impacts are explicitly considered by managers in the risk assessment and management process, the research strategy, and the</p>

fishing on habitats, as well as the relative health of relevant habitats. Results are routinely used to inform fishery-management decisions.				management decision-making processes.
Pelagic longline UoA targeting migratory pelagic species There is little or no known bottom contact by the gear, except perhaps in cases of gear loss. The species targeted cannot be caught using trawl or other bottom-contacting gear.			✓	The use of the gear, the understanding that comes from years of peer-reviewed research about its impacts, and the specific management strategy that mandates only its use could be construed as a cohesive and strategic arrangement. This is supported by demonstrable understanding of how the use of pelagic longlines work to avoid impacting benthic habitats specifically, and some understanding about the impacts of lost gear on habitat, and the relative effects of such impacts are deemed to be low risk for overall habitat health. Periodic assessments (i.e. directed research and risk assessments) are conducted to inform management decision makers about lost-gear impacts to ensure that management strategies are working and are demonstrably avoiding serious or irreversible harm to habitats and to determine whether changes need to be made to mitigate unacceptable impacts.

GSA3.12.2.2 ▲

An MSC UoA needs to have some way of assessing whether the actions of all MSC UoAs and other non-MSC fisheries, where relevant, are applicable to the avoidance of impacts on more sensitive habitats. An area may be closed to fishing by the management entity, or by a client fishery or non-MSC fishery (prior to the management entity doing so). The team should consider all of these closed area scenarios when scoring the UoA. For instance, a “precautionary VME closure” might be declared by a trawl UoA on triggering a move-on rule, and MSC UoAs impacting in that closed area would be required to respect this closure under the requirements of the management PI 2.3.2. However, other measures, such as changing to a semi-pelagic gear, may not be relevant or appropriate for other MSC UoAs.

GSA3.13 Habitats information PI (PI 2.3.3) ▲

Assessing informal approaches against PI 2.3.3

The team should consider whether information is available to understand:

- The distribution of habitat.
- The impact of the UoA on habitat.

The team should factor in the likelihood of changes within the UoA that could lead to an increase in the risk of impact from fishing activity over time.

The team should consider whether information is collected to detect these changes to ensure that the UoA is moving in the desired direction or operating at a low-risk level.

Examples of information type include:

- Local knowledge or research from fishers or community members.
- Place-based information that is local to a particular geographical area.
- Information with social, economic, or ecological dimensions.

The information will reflect the knowledge and opinions about issues held by individuals and groups local to the UoA. Local knowledge can be valuable first-hand experience that might provide information on a wide range of topics, including:

- Habitat distribution and range.
- Gear impacts on local habitats.
- Gear and UoA spatial overlap with habitats.
- Scale and intensity of the UoA.
- Depending on the scale of the UoA, this information could be collected through informal stakeholder processes or a less subjective review process.

Scoring issue (c) – monitoring ▲

When scoring issue (c) at the SG80 level, the team should consider all potential increases in risk, such as changes in:

- The scoring of the outcome PI.
- The operation of the UoA.
- The effectiveness of the measures.

GSA3.14 Ecosystem outcome PI (PI 2.4.1)

GSA3.14.4 “Key” ecosystem elements ▲

“Key” ecosystem elements may include:

- “Key” prey, predators, and competitor species.
- Predator-prey interaction.
- Food web interactions.
- Community composition.
- Carrying capacity.
- Species biodiversity.
- Genetic diversity.
- Migratory behaviour.

GSA3.14.5 Indirect impacts on ETP/OOS species ▲

Indirect effects of the UoA on ETP/OOS species are those that result in changes to the “key” ecosystem elements as identified above.

The team is required to evaluate whether any of the impacts of the UoA on “key” ecosystem elements indirectly impact ETP/OOS units and hinder their recovery. Indirect effects of fishing may have positive or negative effects on ETP/OOS units. The MSC’s intent is that any ecological effects of the UoA/OOS do not hinder the long-term viability of the ETP/OOS unit, and thereby also cause “serious and irreversible harm” to the ecosystem. Types of indirect effects may include:

- Changes to trophic structure or function.
- Removal of biomass as food source for the ETP/OOS unit (including localised depletions) or its prey (trophic interactions).
- Addition of biomass due to discards or offal discharge.
- Changes to essential habitat for the species.

The team should provide rationale on which indirect effects, if any, it has considered in relation to the ETP/OOS unit. The team should provide detail of methods used to evaluate these effects.

The following case studies illustrate how indirect effects have explicitly been considered and managed within different fisheries. They provide examples of where the team should consider indirect impacts on ETP/OOS units, and how these relate to key ecosystem elements.

Case study 1: CCAMLR krill fisheries

CCAMLR has an objective to conserve marine living resources. This includes preventing changes or minimising risk of changes in the marine ecosystem that are potentially not reversible over two to three decades⁸⁹.

An example of how this objective is operationalised is that CCAMLR considers the needs of dependent predators such as marine mammals and seabirds when setting quotas for krill harvesting. Krill is an important prey species for seals, cetaceans, and penguins in the Southern Ocean. Indirect impacts of the krill fisheries include removal of krill as prey species, with localised depletion being a key concern given the patchiness of the krill resource⁹⁰ and references therein). CCAMLR sets a precautionary catch limit that ensures at least 75% of pristine krill biomass is maintained, and to prevent localised depletion an additional cap is set which cannot be exceeded until the catch is sub-divided into small spatial units⁹¹. In addition, the Government of South Georgia and the South Sandwich Islands, in whose waters a proportion of the krill fishery takes place, include a number of additional protection measures including a closed season during the times when key predators are breeding, coastal protection zones to reduce competition with land-based predators⁹². Indirect impacts from the UoA on ETP/OOS units should be considered as part of whether the UoA is likely to cause serious and irreversible harm to the predator-prey ecosystem element.

Case study 2: Burry Inlet cockle fishery

The Burry Inlet hand-raked cockle fishery is managed by Natural Resources Body for Wales (NRW), whose overall aim in managing the fishery is to develop a thriving cockle fishery that supports, protects, and enhances the needs of the community and the environment on which it

⁸⁹ CCAMLR (1980) Convention on the Conservation of Antarctic Marine Living Resources. Hobart: CCAMLR. Available at: <https://www.ccamlr.org/en/organisation/camlr-convention-text>

⁹⁰ Pikitch, E., Boersma, P.D., Boyd, I.L., Conover, D.O., Cury, P., Essington, T., Heppell, S.S., Houde, E.D., Mangel, M., Pauly, D., Plagányi, É., Sainsbury, K., and Steneck, R.S. (2012) Little Fish, Big Impact: Managing a Crucial Link in Ocean Food Webs. Lenfest Ocean Program. Washington, DC. 108 pp.

⁹¹ Pikitch, E., Boersma, P.D., Boyd, I.L., Conover, D.O., Cury, P., Essington, T., Heppell, S.S., Houde, E.D., Mangel, M., Pauly, D., Plagányi, É., Sainsbury, K., and Steneck, R.S. (2012) Little Fish, Big Impact: Managing a Crucial Link in Ocean Food Webs. Lenfest Ocean Program. Washington, DC. 108 pp.

⁹² Bamford, C.C.G., Warwick-Evans, V., Staniland, I.J., Jackson, J.A., and Trathan, P.N. (2021) Wintertime overlaps between female Antarctic fur seals (*Arctocephalus gazella*) and the krill fishery at South Georgia, South Atlantic. PLoS ONE 16(3): e0248071. Available at: <https://doi.org/10.1371/journal.pone.0248071>.

depends⁹³. The Burry inlet is a Special Protection Area under the European Commission Directive 79/409 on the conservation of wild birds and is also a Ramsar site⁹⁴. The large estuarine complex supports internationally or nationally important wintering populations of wildfowl including (amongst many others) pintail, shelduck, shoveler, oystercatcher, knot, and redshank⁹⁵.

Cockles are a key prey source for many overwintering birds in the Burry Inlet, so the indirect impact of the fishery relates to removal of biomass as a food source for bird species. To ensure that the fishery does not adversely impact the bird species whilst also maintaining a cockle resource for continued exploitation, a TAC is established each year for the fishery based on the results of twice-annual stock assessment surveys and the food requirements of the overwintering birds of the Burry Inlet⁹⁶. A Bird Food Model is used to calculate the food requirements of birds, modelled based on the mean of peak counts of oystercatchers over recent years and information from the literature on energy requirements of the birds and energy content of shellfish⁹⁷. The catch returns from the licensed fishers are monitored to see how much cockle is being removed each month in relation to the set TAC. This enables the TAC or daily quota to be amended if necessary to ensure enough food is left for the birds, as well as to ensure sustainable resource use⁹⁸.

The team should consider indirect impacts from the UoA on ETP/OOS units as part of whether the UoA is likely to cause “serious and irreversible harm” to the predator-prey ecosystem element.

GSA3.15 Ecosystem management strategy PI (PI 2.4.2)

Scoring issue (a) – management “strategy” in place ▲

See SA3.3.1 for more details on “measures”, “partial strategy” and “strategy”.

GSA3.15.2 Interpreting “strategy” ▲

At SG80 and SG100, partial strategies and strategies, respectively, may contain measures designed and implemented to address impacts on components that have been evaluated elsewhere in this framework.

If the measures address specific ecosystem impacts effectively enough to meet the appropriate standard, it is unnecessary to have special “ecosystem measures” to address the same impacts.

UoAs should be capable of adapting management to environmental changes as well as managing the effect of the UoA on the ecosystem.

⁹³ NRW (2013) Burry Inlet Cockle Fishery Order 1965: Management Plan 2013. Available at: <http://naturalresources.wales/media/679996/burry-inlet-cockle-fishery-order-1965-mp.pdf> [accessed on 19 July 2022].

⁹⁴ NRW (2013) Burry Inlet Cockle Fishery Order 1965: Management Plan 2013. Available at: <https://naturalresources.wales/about-us/strategies-and-plans/burry-inlet-management-plan-cockle-fishery-order-1965/?lang=en>

⁹⁵ NRW (2013) Burry Inlet Cockle Fishery Order 1965: Management Plan 2013. Available at: <https://naturalresources.wales/about-us/strategies-and-plans/burry-inlet-management-plan-cockle-fishery-order-1965/?lang=en>

⁹⁶ NRW (2013) Burry Inlet Cockle Fishery Order 1965: Management Plan 2013. Available at: <http://naturalresources.wales/media/679996/burry-inlet-cockle-fishery-order-1965-mp.pdf>.

⁹⁷ Stillman, R. & Wood, K. (2013) Predicting oystercatcher food requirements on the Dee Estuary. A report to Natural Resources Wales. Bournemouth University, Bournemouth University.

⁹⁸ NRW (2013) Burry Inlet Cockle Fishery Order 1965: Management Plan 2013. Available at: <http://naturalresources.wales/media/679996/burry-inlet-cockle-fishery-order-1965-mp.pdf>.

GSA3.16 Ecosystem information/monitoring PI (PI 2.4.3)

GSA3.16.1 Climate change ▲

The team should consider monitoring the effects of environmental change on the natural productivity of the UoAs as “best practice”. The team should include recognition of the increasing importance of climate change.

GSA4 Principle 3

GSA4.1 General requirements for Principle 3 ▲

An MSC UoA might include only a sub-set of fishers, such as vessels, fleet operators, and individual fishermen within a wider fleet of fishers fishing for the same biologically distinct stock, using the same method, and under the same or similar management system or arrangements. However, the team should note that:

- The management of the wider fleet that denotes the specific “fishery” is the subject of assessment under the fishery-specific management system PIs.
- The team may consider special or additional management arrangements or features unique to the vessels in the UoA. The team may reflect this in the scores under the fishery-specific management system PIs.

Example

In some RFMOs, compliance can be the responsibility of a compliance committee, and sanctions can be brought by:

- The RFMO itself in instances of loss of access to resources, such as when a Member’s vessel is identified as IUU, or when there is loss of access by the Member itself.
- The flag state of the vessel in violation.

For violations not in any way under the control of the national management authority of the fishery:

- The fishery consisting of vessels from flag state X should not be held responsible for the non-compliance of flag state Y vessels.
- If the fishery consists of vessels registered with flag state X, and the non-compliance is by vessels registered with flag state Y, its internal compliance should not be part of the assessment.

However, the team should consider the effectiveness of the following actions:

- At the national level: the compliance of flag state X vessels.
- At the RFMO level: the overall effectiveness of compliance to deliver sustainable outcomes.

GSA4.1.1 Assessment of multi-level management systems ▲

Table GSA8: Examples of types of jurisdiction for different management systems

Type of jurisdiction	Management system
Purely domestic fishery	The fishery management framework may exist at a local, regional, or national scale within the jurisdiction of a single state. Additionally, a purely domestic UoA may exist in multiple jurisdictions within a state, for example under a federal system of government.
Trans-boundary fish stocks, straddling fish stocks, stocks of highly migratory fish species, and discrete high seas fish stocks	When fish stocks are exploited by 2 or more states, international law becomes relevant. These multi-level management systems may have a variety of jurisdictional arrangements that might apply to that UoA. The team is required to consider these jurisdictional arrangements.

GSA4.1.3 Fisheries management bodies that are subject to international cooperation ▲

Under international law, as set out in the UN Convention on the Law of the Sea (UNCLOS) and related instruments, the states concerned, including the relevant coastal states in the case of shared stocks, straddling stocks, and highly migratory species, are required to cooperate to ensure effective conservation and management of the resources.

The relevant instruments that set out these requirements are:

- United Nations Convention on the Law of the Sea (UNCLOS, 1982).
- United Nations Agreement for the Conservation and Management of Straddling Fish Stocks and Highly Migratory Fish Stocks, 1995
- FAO Code of Conduct for Responsible Fisheries, 1995 (including the FAO Compliance Agreement of 1993).

The MSC considers UNFSA Article 10 and the UNCLOS requirements as a basis for MSC requirements relating to cooperation for UoAs that are subject to international cooperation for management of the stock. These requirements to cooperate should apply to:

- UoA participants, even if cooperation is not formally required by the relevant RFMO/regional fisheries management arrangement (RFMA) or if an RFMO/RFMA does not exist.
- UoAs in the high seas, even if the target species are not HMS, shared, or straddling stocks and are not formally covered by the UNFSA requirements.

The requirements are further elaborated in SA4.3.1–4.

GSA4.1.4.1 Informal or traditionally managed systems ▲

A key characteristic of management mechanisms and measures in traditionally managed or self-governing UoAs is that they may be undocumented or may not be formally ratified.

The CAB could use:

- Semi-structured interviews with a range of stakeholders or other participatory tools to collect information. The information in the sample should be representative of the reality of the UoA.
- Multiple stakeholder participatory approaches to cross-check opinions and views from different segments of the stakeholder community.
- Both of the above to support the rationale and validate the conclusions provided for the scores as required in SA4.3.

GSA4.3 Legal and/or customary framework PI (PI 3.1.1) ▲

Background

A fishery management system's local, regional, national, or international legal and/or customary framework is:

- The underlying formal or informal supporting structure that incorporates all formal and informal practices.
- Procedures and instruments that control or have an impact on a UoA. This includes policies and practices of both government and private sectors, and is not limited to:
 - Implementing agencies; for example, fisheries agencies and conservation agencies.
 - Fishery business groups; for example, catch sector cooperatives and industry associations.
 - Fishing vessel owners.
 - Indigenous groups.
 - Local civil society or community groups.
- The government sector, including all applicable government systems, the courts, and the relevant parliamentary and regulatory bodies. The management system is the complex interaction of government legislation, industry, or customary practice. However, it may also include controls and practices in a UoA that result in "hard" law or "soft" law, which are accepted practice controls over actual on-water catching practices.

The team may consider governance structures and mechanisms introduced in a UoA to achieve certification to an ISEAL Code compliant international voluntary sustainability standard to be part of a customary framework. Nevertheless, this certification itself does not automatically qualify a fishery to meet MSC scoring requirements. The team should:

- Review the legal and/or customary frameworks in place.
- Reach a scoring determination based on its judgement.

Assessing informal and traditional approaches

In all scoring issues in this PI, for management systems that are less clearly articulated, such as informal and traditional management systems, the team may determine the extent to which this scoring issue is met through:

- Accepted norms.
- Commonly held values.
- Beliefs.
- Agreed rules across the fishing communities of which the UoA is part.

Scoring issue (a) – Compatibility of laws or standards with effective management ▲

The team may determine this by examining:

- The presence or absence of the essential features of an appropriate and effective structure within which management takes place.
- Whether those features are hard or soft.
- Whether the framework has a focus on long-term management rather than short term.
- How management manages risk and uncertainty.
- Whether the framework is transparent and open to scrutiny, review, and adaptation as new information becomes available.

The essential features needed to deliver sustainable fisheries are defined by their relevance to achieving sustainable fisheries in accordance with P1 and P2 appropriate to the size and scale of the UoA, and may include:

- Establishing when and where people can fish.
- Who can fish.
- How they may fish.
- How much they can catch.
- What they can catch.
- Who they talk to about the “rules” for fishing.
- How they might gather relevant information and decide what to do with it.
- How they know that people are abiding by whatever rules are made.
- How they catch, sanction, or penalise wrongdoers.

With these features, the operational framework could be said to be compatible with local, national, or international laws or standards.

For a UoA not subject to international cooperation for management of the stock, national entities expected to cooperate on national management issues include regional and national management, state and federal management, indigenous groups, and other groups, as appropriate to the UoA under assessment.

Scoring issue (b) – Resolution of disputes ▲

Issues and disputes involving allocation of quota and access to marine resources are outside the scope of an assessment against the MSC Fisheries Standard.

When there are no immediately obvious structures for dispute resolution, the team could use participatory techniques to:

- Identify and evaluate the presence of dispute resolution mechanisms used in the UoA.
- Obtain information on these dispute mechanisms.
- Assess the effectiveness of such mechanisms.

To minimise the likelihood of subjectivity, the team should include participants and/or interviewees from a wide variety of stakeholder types and from stakeholders operating outside the UoA. Fishers may be able to draw up charts or use other visual or non-textual means to help explain or demonstrate the process for resolving conflicts in the UoA.

The team can determine the level of transparency and effectiveness of the systems by:

- Using information on the proportion of stakeholders aware of the existence of any dispute resolution arrangements.

- Examining history and stories of how disputes have been dealt with in the past.
- Ascertaining whether the presence or absence of unresolved disputes can be considered significant indicators of the existence and/or effectiveness of dispute-resolution mechanisms.

The team can determine evidence of consistency with this requirement using field observations and structured interviews with fishers and fishing community leaders to ascertain the following:

- The extent to which fishery participants are aware of established rights.
- Responses in the past within the UoA to disputes over established rights.
- Accepted norms and practice across the UoA that are supportive of such established rights.

Scoring issue (c) – Respect for rights ▲

This scoring issue encompasses groups of individuals with customary rights, as well as indigenous or aboriginal groups with established rights, who are dependent on artisanal or subsistence fishing for either food or livelihood.

GSA4.3.1.b.i Controversial unilateral exemptions to an international agreement ▲

When assessing whether the fishery is conducted under a controversial unilateral exemption to an international agreement, the team should consider:

- The relationship between international and coastal state jurisdictions recognised by relevant international agreements.
- Whether exemptions result in the implementation of a higher or lower level of conservation than are currently agreed by an international management body.
- Whether the sustainable management of the fishery is undermined.

The team should interpret these terms as follows:

- “Controversial” means creating a controversy in the wider international community rather than simply between 2 states.
- “Unilateral” means arising from the action of a single state.
- “Exemption” means a refusal to join or abide by the rules of an international management body, or the taking of a reservation or exception to a measure adopted by such body, where in either case the effect is to undermine the sustainable management of the fishery.
- “International agreements” are those with a direct mandate for sustainable management of the resources affected by the fishery according to the outcomes in Principles 1 and 2.

GSA4.3.1.1 Cooperation ▲

With respect to UNFSA Article 10, the requirement under SG60 (SA4.3.1) applies to the generation of scientific advice, not its implementation (UNFSA Article 10 paragraphs d, e, f, and g). A framework for cooperation with other parties could include the ability for parties to coordinate scientific advice to respective management agencies.

GSA4.3.2.b Organised and effective cooperation ▲

At SG80, “organised and effective cooperation” with other parties extends to UNFSA Article 10 paragraphs a, h, and j, and could include the establishment of appropriate cooperative mechanisms for effective monitoring, control, surveillance, and enforcement.

Further, at SG80 and SG100, the flag state(s) of vessels from the UoA should be participating either:

- In a relevant RFMO or other arrangement as members, or
- If membership is prohibited for political reasons, as a cooperating non-contracting party or cooperating non-member.

GSA4.3.3 Binding procedures ▲

At SG100, binding procedures governing cooperation with other parties could include agreement and compliance with CMMs to ensure the long-term sustainability of straddling fish stocks and highly migratory fish stocks.

GSA4.3.4 Disputes that overwhelm the fishery ▲

The team should consider whether any outstanding disputes are of substantial magnitude and involve a significant number of interests such that the UoA is unlikely to meet the objectives of MSC Principles 1 and 2. However, the existence of disputes are of themselves not enough to stop a fishery from being eligible for certification. The existence of lawsuits is not considered a barrier to certification, as otherwise parties opposed to certification could lodge lawsuits to prevent an outcome they did not support. The team should use its best judgement to determine whether a dispute compromises the ability of the management system to provide sustainable management, either at the time of assessment or within the subsequent certification period.

GSA4.3.5.1 Formal and informal practices and procedures ▲

These practices or procedures could be formalised under rule of law or be informal but known through traditional or customary means.

GSA4.4 Consultation, roles, and responsibilities PI (PI 3.1.2) ▲

Background

In scoring the PI, the team may consider the roles and responsibilities of the fishers in relation to their cooperation with the collection of relevant information and data, where relevant and/or necessary. Examples of relevant information and data include catch, discard, and other information of importance to the effective management of the resources and the UoA.

Effectiveness of consultation processes

When evaluating the effectiveness of consultation processes, the team might consider the general absence of discrimination against any individuals and/or organisations from any known consultations. However, the team needs to support any such conclusions with valid information collected by rigorous and robust means.

Effective consultation processes within the management system should be appropriate to the scale, intensity, and cultural context of the UoA. This could include, but is not limited to, consultation at the level of broad policy development and at the level of research planning.

In multinational arrangements, there should be adequate consultation at the UoA's national and international level. Thus, for consultation requirements the team should assess:

- The management authority, such as the coastal state or the flag state, dealing with the UoA directly.
- The international organisation, where such exists.

The team is not required to score elements against this PI for:

- Other non-UoA states that are members of the international organisation.
- Members of a bilateral/multilateral arrangement.

Assessing informal and traditional approaches

In some traditionally managed UoAs or in UoAs under self-governance, specific roles and responsibilities may not always be clearly articulated or immediately apparent. A range of entities, ad hoc committees, and other groups with a variety of labels, including NGOs, may have responsibility for different fishery management roles. The arrangements may not be formally codified but may be widely understood across the UoA.

The team may need to work with stakeholders to prepare simple governance, institutional, or system maps to verify the extent to which roles and responsibilities are defined across the management system.

In the absence of a documented consultation procedure, the team could demonstrate evidence to verify the extent and transparency of consultation processes by alternative means including:

- Identifying the existence, content, and relative frequency of invitation letters to meetings.
- Consideration of activities of the UoA's extension officers.
- The use of local announcements.
- The use of posters.
- The extent of awareness of fishers about meeting agendas, meeting content and outcomes.

The CAB may need to interview fishers about selected case studies to determine how information collected from stakeholders has been used in the past.

If the team demonstrates that valid and rigorous methods were used, the team may consider information from such interviews as representative of how the information collected from stakeholders is generally used. Conducting interviews with different stakeholders and cross-checking the information is one way of validating the results.

Scoring issue (b) – Consultation processes ▲

The intent of scoring issue (b) is that:

- The management system is open to stakeholders.
- Information viewed as important by those parties can be fed into and considered by the process in a way that is transparent to the interested stakeholders.

When determining that a process “regularly” seeks and accepts information, the team should use its expert judgement to determine what frequency of review is appropriate. It is not necessary that the definition of the term “regularly” is the same in all contexts throughout the MSC Fisheries Standard, as different frequencies of review may be appropriate in different contexts.

GSA4.4.1 Transparency ▲

Meeting SG100 may not necessarily require additional reporting beyond what may already occur in a fishery management system. Examples include:

- Regular newsletters, broadcasts, or reports that go out to stakeholders.
- Information pages published and distributed.
- A public record of the minutes of meetings, including use of email or other e-technologies.
- Report-back meetings or other such means of reporting when stakeholders do not have access or ability to read reports, do not watch broadcasts, or do not use computers.

The team should verify that the evidence offered:

- Meets the standard of demonstrating consideration of the information, hence is transparent.
- Explains how the information was or was not used.

A UoA cannot meet SG100 without being transparent on how provided information is or is not used.

GSA4.4.5 Local knowledge ▲

“Local knowledge”:

- May be long-term knowledge held by many fishers or the community.
- May be location-based, so local to a particular geographical area.
- May have social, economic, or ecological dimensions.
- Will reflect the knowledge and opinions about issues held by individuals and groups local to relevant UoAs.

“Local knowledge” can be valuable first-hand experience that might inform any fisheries management process, including:

- Fisheries research.
- Data collection.
- Resource assessment.
- Monitoring, control, and surveillance operations.
- Policies and processes.
- Fisheries management policies, practices, and/or decisions.

Evaluation of the relative value and robustness of local knowledge in the management process may form part of the process of being transparent about how information is considered and used or not used under SG80 and SG100.

Individuals or groups as referred to in SA4.4.5 could include, but not be limited to:

- Fishers.
- Indigenous people.
- Local community representatives or groups.
- Local civil society groups, such as local NGOs.
- Local fishing businesses and/or their representatives.
- Local-government representatives.
- Politicians.

GSA4.5 Long-term objectives PI (PI 3.1.3) ▲

Background

Where UoAs fall under dual control, the objectives of the management agency controlling those UoAs are the subject of PI 3.1.3. Examples of UoAs under dual control include:

- Internationally managed UoAs where management falls to both a national agency and a bilateral/multilateral agreement or organisation.
- Federally managed UoAs that have some provincial or state management component.

This PI deals only with the broader management policy context, which could exist within overarching legislation, or policy or custom that applies to many or all UoAs within a broader management system.

Consideration should focus on whether laws, policies, practices, or customs at that higher level imply and/or require long-term objectives that are consistent with the precautionary approach.

Scoring issue (a) – Objectives assessing informal approaches in PI 3.1.3 ▲

The CAB could infer consistency with scoring issue (a) by the practices operating within the UoAs covered by the management system.

The CAB could use the following to evaluate the UoA's performance against this scoring issue:

- A review of the factors that have influenced recent decisions in the UoA.
- Knowledge of the extent to which such factors are consistent with achieving sustainability.
- The application of the precautionary approach.

The team should consider whether decisions have been taken:

- On the basis of the ecological health of the UoA and associated ecosystems, or
- For other reasons that are not compatible with achieving sustainability over the long term.

When scoring this PI, the team should focus on the consistency of any long-term objectives within overarching management policy. The team should expect the UoA to be cautious when information is uncertain, and to take action even when information is inadequate.

This PI is important to the overall understanding of the use or otherwise of a precautionary approach in the UoA. However, it is not concerned with the operational implementation of the precautionary approach within the “day-to-day” management of the UoA itself.

This PI is not:

- A second opportunity to score UoAs on the use of target and LRPs, which are scored under P1 of the default tree.
- A second opportunity to refer the team to Article 6, Annex II of the Fish Stocks Agreement for a prescriptive list of what is required to appear in management policy in relation to the precautionary approach.
- A direction to rescore management strategies or outcomes covered both in P1 and P2, or decision-making processes covered in a separate PI under P3, where precaution and the precautionary approach are also mentioned.

GSA4.7 Fishery-specific objectives PI (PI 3.2.1)

Scoring issue (a) – objectives assessing informal and traditional approaches ▲

In some traditionally managed fisheries, or fisheries under self-governance, objectives may not always be stated quantitatively or be expressed in a way that is specific to the particular species or fishery. Objectives may specify social and/or economic objectives. In some fisheries, objectives may be defined in terms of addressing further declines, rather than specifically maintaining optimum yields or biomass levels.

The team can determine compliance of the fishery with MSC requirements by considering how well these variously formulated objectives align with achieving sustainability as per Principles 1 and 2. Objectives that are defined to meet social needs may in some cases be consistent with achieving sustainability as articulated in Principles 1 and 2. However, to be consistent with achieving sustainability, such objectives should not be designed to meet social needs at the expense of ecological considerations. The team should determine whether the fishery is subject to considerations that may lead the emphasis on social or economic objectives to pose potential risks to achieving the outcomes required by Principles 1 and 2.

GSA4.7.2 Measurable objectives ▲

Example

An example of an explicit “measurable” objective is “the impact on dependent predators will be reduced by x% over y years”.

GSA4.8 Decision-making processes PI (PI 3.2.2)

Scoring issue (a) – decision making processes ▲

The CAB should interpret “established” decision-making processes to mean that:

- There is a process that can be immediately triggered for fisheries-related issues.
- The process has been triggered in the past and has led to decisions about sustainability in the fishery.

These processes may or may not be formally documented or codified under an official statute.

Key considerations for assessing whether the system is well established or not include:

- The extent to which the system is recognised by stakeholders in the fishery.
- The durability or permanency of the decision-making process.

The team may need to use semi-structured interviews with a range of stakeholders to obtain information about how any decision-making process works. The team may need to select a case study event and determine from interviews whether and how decisions were made in response to the event. Appropriate case study events include:

- A stock decline in the past.
- A specific observation across the fishery.
- Other ecological change.

As with general requirements relating to the use of semi-structured interviews, the team should provide evidence of a means of cross-checking views and validating conclusions and scores.

Scoring issue (b) – responsiveness of decision-making processes ▲

The team should consider all constituents and operational levels of the fishery-specific management system when assessing the responsiveness of decision-making. Where relevant, the team should ensure that the assessment of this scoring issue:

- Recognises decision-making at the level most relevant to the UoA.
- Is not unduly determined by decision-making in other constituents or levels of the fishery-specific management system.

For example, the nature and severity of issues arising at different levels of a management system may vary, as might the responsiveness of decision-makers to those issues. In a co-management situation, decision-makers may need to respond to issues not directly relevant to the management of the UoA.

Similarly, in a network of local management bodies, decision-making processes in one part of the network may be materially different to those in the UoA, despite both bodies being part of the same fishery-specific management system.

Scoring issue (d) – accountability and transparency ▲

The CAB should interpret “accountability” to mean that:

- Management is answerable to stakeholders on management of the fisheries.
- The answerability of management is demonstrated by the provision of information on the fishery to stakeholders.

The data that are required to be available to stakeholders exclude data or information that are subject to national privacy and data protection regulation and laws associated with the fishery.

When considering public access to information on fisheries’ performance and data, the team could consider:

- The extent to which accurate and up-to-date data available to management are reported to the public or at least accessible on request to stakeholders.
- The resolution of the available data.
- Whether the data and information available are appropriate to the type and nature and of the fishery.
- Whether the data and information available are of sufficient clarity to ensure meaningful engagement of stakeholders in the decision-making process.

The availability of information to stakeholders on actions taken by management that have implications for sustainable use of fisheries resource could include:

- Availability of information, or at least non-confidentiality of information, on subsidies that may be considered to have implications for sustainability.
- Availability of information, or at least non-confidentiality of information, on who, for example licence holders, has access to the resource.
- Availability of information on infractions against fishery regulation and consequent penalties and/or fines.
- Availability of information on outcomes and impact of management decision where such information is available.

Scoring issue (e) – Approach to disputes ▲

When assessing the importance of any evidence relating to this issue, the team should consider whether any violations of the same law or regulations compromise the ability of the management system to deliver sustainable fisheries as per the outcomes in P1 and P2.

When assessing fisheries against this issue, the team may consider the extent to which there may be other or higher authorities to whom fishers or other stakeholders may appeal if they are dissatisfied with fishery rules or their implementation in the fishery by local managers.

If any such appeals have been made, the team should consider and score the responsiveness or otherwise of local managers or leaders.

The team may use semi-structured interviews to determine the extent to which stakeholders believe that local managers or leaders respect any judgements or decisions made by any higher or other authority.

The team can use the interviews to determine the extent to which:

- Managers implement their own rules.
- Stakeholders believe the management system is sufficiently proactive to avoid disputes.

The team may consider collective, participative, and publicly accountable involvement in management of the fishery by a broad spectrum of local stakeholders of the fishery as potential evidence of the presence of proactive avoidance of legal disputes. The team may use supporting evidence from

multiple and cross-checked, semi-structured interviews with a range of stakeholders representing different interests within the community.

GSA4.9 Compliance and enforcement PI (PI 3.2.3) ▲

Background

This requirement extends to compliance with management measures associated with MPAs and habitats, as well as other spatial management approaches. The team should judge compliance on the formal requirements of an MPA's management system relating to fishing activity, including any requirements for research and impact assessment, rather than with an MPA's objectives, which are unsupported by specific PIs (see GSA3.12 for discussion of habitat management strategies).

Box GSA9: MPAs and other spatial management approaches

MPAs and other spatial management approaches are potentially valuable management tools. In this context, the term "MPAs" refers to the full range of MPA categories defined by the IUCN, from strict nature reserves to protected areas with sustainable use of natural resources, and "other spatial management" including requirements that are part of fishery management arrangements or plans.

An MPA may or may not contribute to the delivery of a sustainable fishery and there is no explicit requirement to have MPAs or other spatial management approaches in place for fisheries to meet the MSC standard. However, the MSC does require that the effectiveness of the management system, to which an MPA or other approach may contribute, is sufficient to achieve:

- The sustainability of fish and other species.
- Ecosystem impacts.

Assessing informal and traditional approaches

When evaluating the effectiveness of MCS in fisheries where a less-formalised MCS system exists, the team may consider the role and effectiveness of a range of factors in deterring illegal activity. These factors may include the following:

- Social disapproval, such as public "naming and shaming", for violating fishery customs, rules, or regulations important for sustainability.
- Fines and penalties imposed by community institutions or other local bodies.
- Prevailing norms.
- Self-monitoring.
- Presence of community fish watchers or wardens.
- Accessibility to the resource.
- Ability to smuggle catches onshore without detection.
- Mobility and homogeneity of the members of the fishery.
- Exclusivity of access and market-related factors such as value, demand, or preferences (for example, regarding size).

Scoring issue (a) – Monitoring, Control, and Surveillance system ▲

An MCS system (SG80) is a suite of well-integrated mechanisms and tools that work together to improve compliance with regulations. An MCS system should cover all 3 dimensions of routine fishing operations⁹⁹ (as listed below), and include reporting requirements and physical inspections:

- Prior to fishing (e.g. valid documentation, training and vessel set-up).
- During fishing.
- During landing of catch.

At SG100, a comprehensive MCS system is as described for SG80 and SA4.9.3, but should also be risk-based, adaptable, and able to respond to issues in a timely and transparent manner. It should include a process for compliance data acquisition and analysis and, where appropriate to the fishery, should include physical inspections both onshore and at-sea.

Scoring issue (b) – sanctions ▲

At SG80 and SG100, the severity of sanctions and their likelihood to deter non-compliance should be appropriate and adequate to the UoA, such that they provide deterrence.

At SG100, comprehensive sanctions are those that can respond to a wide range of infringements, in various ways, in order to ensure effective deterrence. For example, the sanctions may be graduated (i.e. consist of a series of structured incremental sanctions of increasing severity) or multifaceted.

Scoring issue (d) – compliance outcome ▲

If a UoA has few non-compliance issues and infringements, it may be difficult to demonstrate effective enforcement of management measures. This scenario may not indicate highly effective MCS. Instead, it may imply that MCS is ineffective, and infringements are not being detected or recorded. In contrast, a high number of infringements within a UoA may imply an effective and transparent MCS system. The team should therefore use expert judgement when evaluating information from management authorities.

The team should consider regulations specific to governing sustainable fishing practices on the water as those associated with the 'how, what, where, and when' of fishing activities. They may include (but not be restricted to):

- Regulations associated with gear restrictions.
- Catch reporting, quota limits.
- Landing obligations.
- By-catch.
- Spatial and temporal restrictions.

These regulations are important in achieving and maintaining sustainable fisheries and should therefore be considered at all jurisdictional levels.

The team should interpret "systematic non-compliance" as recurring infringement of regulations in a coherent and coordinated manner. For example, if large number of fishers in the UoA are not complying with regulation(s) on a regular basis, the team should regard this as systematic non-compliance. Ad hoc infringements by individual fishers should not constitute systematic non-

⁹⁹ FAO (2002) Chapter 8: Fishery monitoring, control and surveillance (Bergh, P.E. and Davies, S.). In A Fishery Manager's Guidebook – Management Measures and their Application (ed. Cochrane, K.L.). Fisheries Technical paper 424. Rome, Italy. 231pp.

compliance. Systematic non-compliance demonstrates that the MCS enforcement mechanisms and sanctions in place are not effective in preventing frequent re-offence by the UoA. When assessing scoring issue (d), systematic non-compliance is specific to those regulations governing sustainable fishing practices on the water.

At SG80 and SG100, “majority of regulations” is not restricted to regulations specifically governing sustainable fishing practices on the water (i.e. as defined at SG60). Instead, it should include regulations associated with the 3 dimensions of routine fishing operations outlined in ‘Scoring issue (a) – Monitoring, Control, and Surveillance system’ above.

GSA4.10 Monitoring and management performance evaluation PI (PI 3.2.4) ▲

Fishery-specific management system

In both scoring issues and in each SG under this PI, relevant parts of the fishery-specific management system may include:

- A decision-making process that responds to both wider management issues of stock-wide and/or specific local stakeholder concerns.
- Data collection.
- Scientific research.
- MCS: Compliance and enforcement PI 3.2.3.
- Collaborating in and initiating a fishery-specific or national research plan.
- Responding to feedback and response.
- Monitoring systems as required by the management strategy and information PIs in P1 and P2.

Assessing informal and traditional approaches

When assessing this PI, the team should consider:

- Whether there are opportunities and/or forums for decision-makers to receive feedback on the management system.
- Other practices such as exchange of information between the community and the management institution.
- The regularity of such opportunities.

Where community organisations are operational, these monitoring systems can be self-determined. However, they require the support of an external evaluation from a higher authority, and evidence that specific checks may be made. The external authority might include provincial or national government agency, university, NGO, or donor.

To verify activities, the team should ensure compliance with the following indicators:

- An effective organisational structure to implement decisions and corrective actions.
- Evidence that policies are formulated, initiated, and monitored.
- Where relevant, activities take account of community and scientific advice, which may include consideration of supporting risk assessments conducted by a scientific organisation or university.
- Evidence of an effective system of custodial management and self-determined fisheries control systems.

The team should not limit the review process to a sub-management or community organisation. It may be that national or provincial government departments delegate specific duties to sub-management organisations, where key parts of the management system require stock-wide management, beyond community level. In such cases, the team review should take into account:

- Higher authorities and their performance in ensuring management against national and international measures.
- Whether the correct tools are in place to ensure that appropriate decisions at the national level are passed down to the sub-management and community organisations.

GSA4.10.1 External review ▲

Depending on the scale and intensity of the fishery, external review could be by:

- Another department within an agency.
- Another agency or organisation within the country.
- A government audit that is external to the fisheries management agency.
- A peer organisation, nationally or internationally.
- External expert reviewers.

End of Section SA Guidance

Section GSB Modifications to the default tree for enhanced bivalves – guidance ▲

Foreword to Section GSB

Section GSB is intended to provide supplemental guidance and interpretation when applying:

- The default assessment tree (Sections SA, GSA).
- The modifications to the default assessment tree (Section SB) for assessing enhanced bivalve fisheries.

The numbering of sections in this Section corresponds to the equivalent sections in Section SB.

GSB2 Principle 1

GSB2.1 General requirements for Principle 1 ▲

Because bivalve culture cannot lead to exploitation rates that approach LRPs, it is not managed as such. Scoring enhanced CAG bivalve fisheries for P1 stock status is therefore not usually appropriate. However, the team should still determine that there is no threat to the target species. Once this has been determined, the team should confirm there is no need to:

- Score P1.
- Have a P1 expert on the team.

GSB2.1.3 Translocation ▲

Translocations of marine shellfish have the potential to affect the genetic integrity of wild populations, depending on the scale of the translocation. The team should:

- Examine each situation.
- Provide rationale and evidence explaining the level of risk if it exists.

The team can achieve this by scoring the genetic outcome PI.

GSB2.1.5 Scoring Principle 1 PIs ▲

To ensure that the exploitation of the source seed resource is properly managed, the team should score enhanced CAG bivalve fisheries involving translocations that remove seed stock from source locations against the following PIs:

- Stock status.
- Harvest strategy/control rules, and tools PIs.

Because it is problematic to assess stock size in relation to biomass or fishing mortality, the team may use the RBF ([MSC Fisheries Standard Toolbox Tool A](#)).

In addition to genetic impacts, moving shellfish from one geographic area to another can introduce disease and/or pests, which affect the parent stock and other species within the ecosystem. For CAG fisheries that involve translocation, the assessment team should examine each situation and provide rationale and evidence explaining the level of risk if it exists. The team can achieve this by scoring the translocation PIs within Principle 2.

Note that management bodies may define shellfish translocations based on movement of shellfish between/among areas where harvest is permissible or not (e.g. between areas with differences in water quality, or risk of pest or disease). As such, when determining risk from translocations in scoring, the team should consider any management measures in place, including efforts to address

potential disease and/or pest concerns to the species and geographic region where the individuals are out-planted. Examples of practices for managing disease and/or pest impacts from CAG enhancement include:

- Guidance on identification of pest and disease species.
- Detailed information on the current location and extent of pest and disease species.
- Quarantine and control measures.
- Licensing and permitting, whether that be for facilities, location(s), and/or translocation activities.

GSB2.3 Genetic management PI (PI 1.2.5)

Scoring issue (b) – plausible argument ▲

Examples of plausible argument used in scoring issue (b) may include general experience, theory, or comparisons with similar fisheries or species.

GSB3 Principle 2

GSB3.1 General requirements for Principle 2

GSB3.1.2 ▲

There are normally no in-scope species captured in enhanced CAG bivalve fisheries based solely on spat collection. Therefore, the team does not need to score PIs for in-scope species. However, for fisheries where dredging may involve the capture of in-scope species, the team is required to score the in-scope PIs as per Section SA.

There is a potential for enhanced CAG bivalve fisheries to interact with ETP/OOS species.

GSB3.1.4.2 ▲

For suspended culture systems, when scoring Principle 2 habitat PIs, the team should focus on the benthic impacts of bio-deposition and organic enrichment.

When scoring ecosystem PIs, the team should focus on issues relating to:

- Carrying capacity.
- The trophic effects of bivalve filtration/feeding.

Shellfish farming may occur where the natural benthic environment is already heavily enriched with organic matter prior to the initiation of any culture activities. In such cases, the team can compare measurements taken underneath farms to measurements taken in control sites outside the farm to show that the culture activity is not directly responsible for the anoxic conditions.

The team could apply the sulphide (S^{2-}) methodology in justifying its scores for habitat status:

- For **SG60**, the team is required to justify that the fishery is “**unlikely**” to reduce habitat structure and function to a point where there would be serious or irreversible harm. This could correspond to levels of total S^{2-} in surficial sediment beneath farms of $\leq 3,000\mu M$.
- For **SG80**, the team is required to justify that the fishery is “**highly unlikely**” to reduce habitat structure and function to a point where there would be serious or irreversible harm. This could correspond to levels of total S^{2-} in surficial sediment beneath farms of $\leq 1,500\mu M$.
- For **SG100**, the team is required to justify that there is evidence that the fishery is “**highly unlikely**” to reduce habitat structure and function to a point where there would be serious or irreversible harm. This could correspond to negligible levels of total S^{2-} in surficial sediment beneath farms, such as would be found at background levels for that environment.

Phytoplankton depletion/ecological carrying capacity

Methods for determining the impact of suspended bivalve farming operations on phytoplankton depletion range from simple clearance- and retention-time calculations to expensive and complex computer modelling of ecological carrying capacity of affected water bodies. While it can be difficult to account for all the variables involved in coastal ecological processes, the team can use simple calculations to determine whether or not production is “likely” to be sustainable.

The main threat associated with the translocation of shellfish is the introduction of diseases, pests, or invasive species. It is important that the team assesses these risks through established protocol that is validated through independent scientific review. For general guidance on translocation, see [GFCP G7.7.1.2.b](#).

The removal of seed from an area either through dredging or spat collection may have P2 impacts.

GSB3.2 Translocation outcome PI (PI 2.5.1)

Scoring issue (a) – non-native species ▲

In scoring issue (a), the team should interpret “non-native species” to mean a species not already established in the ecosystem.

GSB3.3 Translocation management PI (PI 2.5.2)

Scoring issue (b) – plausible argument ▲

Examples of plausible argument used in scoring issue (b) may include general experience, theory, or comparison with similar fisheries or species.

GSB4 Principle 3

GSB4.1 General requirements for Principle 3 ▲

In cases where P1 is not scored, when scoring P3, the team should focus only on the relevant management systems applicable to maintaining P2 outcomes.

Table GSB1: Summary of scoring required for different types of enhanced bivalve fisheries

Fishery type				Scoring required for:				
	Enhancement type	Spat/Seed collection type	Translocation occurring	Principle 1	Genetic outcome (P1)	Genetic management & information (P1)	Translocation PIs (P2 impacts)	In-scope species (P2)
1	HAC	Hatchery produced		✓	✓	✓		✓
2	CAG	On ropes/collectors						
3	CAG	On ropes/collectors	✓	✓ (RBF)	✓		✓	
4	CAG	By dredging						✓
5	CAG	By dredging	✓	✓ (RBF)	✓		✓	✓

 End of Section SB Guidance

Section GSC Modifications to the default assessment tree for salmon fisheries

Foreword to Section GSC ▲

Section GSC provides guidance and interpretation in applying:

- The default assessment tree (Section SA).
- The modifications for salmon fisheries (Section SC), based on the above considerations.

The team should not deviate from this guidance without justification.

Salmon fisheries with an enhancement component are required to conform to the scope criteria in Table 1 of the Standard.

The CAB should interpret “enhancement” as any activity aimed at:

- Supplementing the survival and growth of 1 or more aquatic organisms, or
- Raising the total production or the production of selected elements of the salmon populations beyond a level that is sustainable by natural processes.

GSC1 General requirements

GSC1.1.1 ▲

For the purposes of salmon assessments, the team should consider Section GSC guidance as taking precedence over Section GSA. Where no guidance is provided, the team should use Section GSA.

GSC1.1.3 ▲

Examples of stock management units (SMUs) and populations are shown in Table GSC1.

Table GSC1: Terms and definitions

Term	Guidance to definitions in Annex SC
Population	<p>Examples of populations, 1 or more of which would normally comprise a single SMU, include:</p> <ul style="list-style-type: none"> • Conservation Units (CUs) under Canada's Policy for the Conservation of Wild Salmon Policy (WSP). • Evolutionarily Significant Units (ESUs) under the National Oceanic and Atmospheric Administration (NOAA)'s application of the US Endangered Species Act for salmon.
Stock Management Unit	<p>In practice, an SMU may:</p> <ul style="list-style-type: none"> • Comprise an array of wild production components, such as populations of Prince William Sound pink salmon (Figure GSC1 scenario A). • Represent a collection of populations such as early summer, summer, or late Fraser River sockeye. <p>In some situations, a population may be larger and more widely distributed than the localised management units, such as terminal chum fisheries in British Columbia (Figure GSC1 scenario B). In this situation, the team may treat these component SMUs as 1 SMU</p>

Term	Guidance to definitions in Annex SC
	<p>for assessment purposes as long as the impacts of fishing on the population and the component SMUs are similar.</p> <p>Reference points are set for and evaluated at the SMU level, taking into account specific thresholds or other constraints that apply to 1 or more component populations of that SMU.</p>

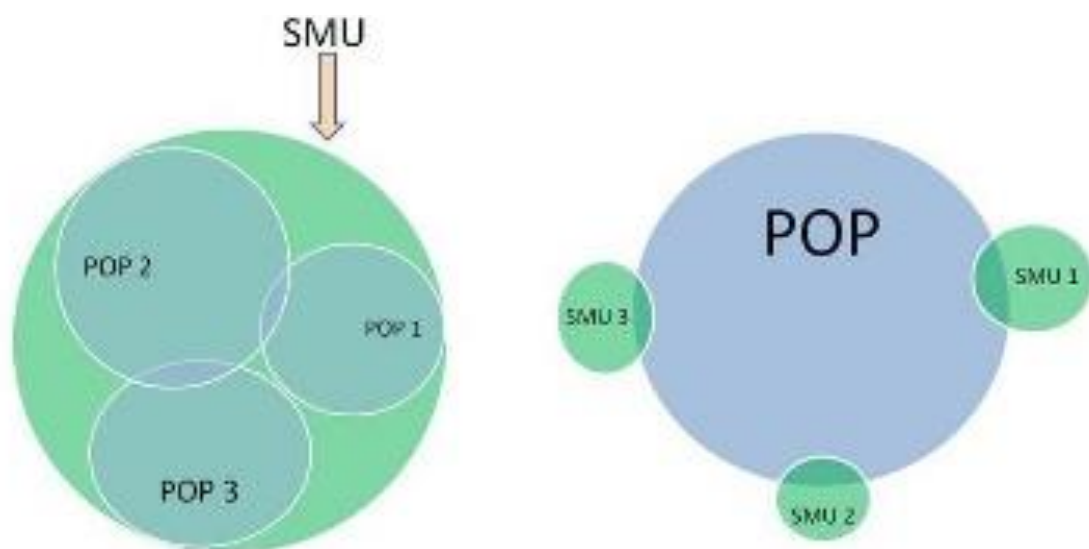


Figure GSC1: 2 potential scenarios illustrating the relationship between populations and SMUs

GSC2 Principle 1

GSC2.1 General requirements for Principle 1

GSC2.1.1 ▲

In P1, the complexity of salmon population dynamics requires that the team should consider the sustainable management of salmon at 2 levels¹⁰⁰:

- **Level 1: the level of the SMU.** The objective of management should be to:
 - Ensure that spawner abundance in the SMU is maintained at a level consistent with high production; for example, for a target such as spawner abundance at maximum sustainable yield (S_{MSY}), or a proxy that reflects equal or lower risks to 1 or more populations.

¹⁰⁰ Portley, N., and Geiger, H.J. (2014) Stock management units and limit reference points in salmon fisheries: Best practice review and recommendations to the MSC. Marine Stewardship Council Science Series 2: 89–115.

- **Level 2: the level of the populations within an SMU.** The objective of management should be to:
 - Ensure that the diversity and productivity of these populations are maintained at levels that ensure a high probability of persistence over time.
 - Enable them to rebuild to high production in time in the absence of fishing.

GSC2.2 Stock status PI (PI 1.1.1) ▲

In PI 1.1.1, the team should assess the status of an SMU in relation to reference points.

The definition of the SMU, establishment of its reference points, and design of its related management strategy should:

- Take into consideration the need to manage populations within the SMU to reflect the different productivities and other features of those populations.
- Follow the guidance for PIs 1.2.1 to 1.2.4 as appropriate.

Scoring issue (b) – TRPs ▲

Examples of TRPs include target escapement goals and target harvest rates.

GSC2.2.1 ▲

Escapement-based reference points generally refer to spawner abundance only in assessments of current status relative to LRPs and TRPs. The team may, where other reference points are used, refer to GSA2.2.3. Example of other reference points include:

- Target harvest rate.
- Fishing mortality.
- Other proxies.

GSC2.2.2 ▲

The team should evaluate whether achievement of spawning goals is solely for wild, natural-origin salmon, after excluding:

- Hatchery fish.
- The contribution from spawning channels.
- Removal of fish for hatchery broodstock.

GSC2.2.2.1–2 ▲

The team should consider the following factors in estimating escapement of only wild fish:

- Relative abundance of artificially produced versus wild salmon.
- Presence and enumeration of artificially produced fish in the salmon fishery and on the wild spawning grounds.
- The management system's intent as to how artificially produced fish are accounted for in meeting reference points.

GSC2.2.3 ▲

Scoring PI 1.1.1 for salmon fisheries can be complex. Where the following situations arise, the following guidance applies:

- If there are no LRPs defined by management, as is often the case with salmon fisheries, the team should refer to GSC2.7.
- If 15 years of data are not available, the team should apply equivalent percentages to the timeframe that is available.
- If the TRP is expressed as a range, with an upper and a lower bound:
 - The SMU should have met or exceeded the mid-point of the escapement goal range, and/or
 - The team should look for evidence that directed fishing is lowered as the lower bound is approached.
- The threshold levels in SC2.2.3.1 and SC2.2.3.3 assume an approximately random distribution of performance over the 15-year period. Where this is not the case, and there is instead a consistent trend downwards such that most of the failures to reach the escapement goals were in the most recent years, then SG80 is not met.
- The team may consider each cycle line separately in the case of:
 - Species or stocks that display cyclic dominance, such as pink salmon where separate stock dynamics pertain to alternate years, or
 - Fraser sockeye where each cycle line spawns only every 4th year.

For example, the team may assess pink salmon even-year and odd-year populations separately.

Consideration of environmental variability and its impact on stock status is covered in SA2.2.7.

GSC2.3 Stock rebuilding PI (PI 1.1.2) ▲

The requirements for rebuilding salmon SMUs differ from those for other species in the following ways:

- The complex structure of salmon stocks requires rebuilding strategies to account for specific populations that may have lower productivities than the SMU average. One example is effective differential harvest protection through proven time and area strategies to minimise harvest impacts on low-abundance or less-productive populations.
- Reduced stock status may be caused by:
 - The fishery, in which case the rebuilding strategy is the responsibility of the fishery management agency.
 - Other human intervention such as habitat degradation or environmental change.
- If reduced stock status is caused by human intervention and the impact is out of the management control of the fishery, the fishery response should take into account the multipurpose nature of the use patterns in those waterways. For example, the fishery management agency should adjust management goals either up or down to be appropriate to the new productivity of the system.

Scoring issue (c) – use of enhancement in stock rebuilding ▲

In scoring issue (c), use of enhancement in stock rebuilding, the team should consider the following:

- **Routine use** of artificial production to meet escapement goals as a rebuilding strategy, and therefore mitigate “overfishing” and maintain harvest rates that are not sustainable, would generally not meet SG60.
- **Habitat modification** may be used occasionally to assist rebuilding.

Given that the focus of the MSC assessment is on wild stocks, there should be only limited and temporary use of such methods to rebuild wild stocks, consistent with MSC guidance on scope criteria for enhanced fisheries.

Under exceptional circumstances, use of hatchery production as a rebuilding strategy could be targeted at a specific population within an SMU that is severely depleted and has not responded to other significant management action. In the extreme case, this would include recovery hatchery programs (see GSC2.9) designed to prevent the extirpation of severely depleted populations. It is important that any population where artificial production is used as part of the rebuilding strategy is neither targeted by the fishery nor exposed to non-targeted harvesting that substantially hinders rebuilding attempts.

When an artificial production strategy is used, the team should consider it an interim strategy of short, finite duration in order to address immediate demographic risks to the population.

In such a case the team should:

- Assess the circumstances driving the program.
- Verify that the program has been carefully designed to contribute to the long-term viability of the depleted wild population.

Under these types of program, addressing demographic risks often results in unintentional interactions between cultured and wild fish that will exceed any routine interaction benchmarks.

The rebuilding plan should:

- Justify the need for enhancement tools, if used.
- Evaluate the potential risk involved.
- Define the time-bound duration for supplementation.
- Include monitoring and evaluation of the supplementation effort to assess the natural population response in productivity, abundance, life history, and genetic diversity.

This is in compliance with the scope criteria for HAC fisheries as defined in SA1.

GSC2.3.1 ▲

In the default tree, PI 1.1.2 is triggered for any score below 80 in PI 1.1.1. However, salmon fisheries may score below 80 in PI 1.1.1 due to:

- Reduced abundance,
- A failure to enumerate hatchery origin fish in spawning escapements, or
- A combination of the above.

PI 1.1.2 is only triggered when PI 1.1.1 scores below 80 due to a reduced stock status.

PI 1.1.2 is not triggered if the sub-80 score is due solely to a failure to enumerate artificially produced fish on the spawning grounds. In this case, the team should add a condition in PI 1.3.3.

GSC2.3.2 ▲

The team should have a clear expectation of component population rebuilding except under well-documented exceptional circumstances. None should remain chronically depressed relative to their biologically based limits or population-specific reference points, if estimated.

Evidence to verify that no fisheries are targeting or otherwise excessively harvesting populations that are below their LRP during the rebuilding period would include the use of specific and effective management strategies, to differentially avoid interception of those SMUs and depleted populations during fishing. The rebuilding timeframes for individual populations may exceed those for the SMU.

GSC2.4 Harvest Strategy PI (PI 1.1.1)

GSC2.4.1 ▲

Activities that demonstrate fisheries managers' attempts to minimise harvest on weak populations include:

- Fisheries are managed to meet objectives at the SMU scale, but population-level units are also defined for conservation and research purposes.
- Population-specific reference points are established, and stock status against those benchmarks is monitored when stock status problems are perceptible at the SMU level.
- When faced with stock-status problems, provisions linking population status with management of SMUs are enacted. Generally, population-specific reference points have not replaced SMU reference points; however, the team can adapt HCRs to account for component population status.
- Differential harvest; for example, altering the time, location, or effort of the fishery.

GSC2.4.2 ▲

Proven management strategies designed to control exploitation rates on wild stocks include:

- Differential harvest of artificially produced fish at higher rates than wild fish.
- Ensuring wild harvest rates are consistent with meeting SMU TRPs (escapement goals) for wild fish. This would include fish produced from spawning channels, which even if not marked, could be subject to time and area management strategies to achieve differential harvest rates.

GSC2.5 HCRs and tools PI (PI 1.2.2) ▲

As a result of the stock structure of salmon, there will likely be a distribution of impacts across populations.

The team should consider this in terms of:

- The population's natural productivity.
- The differential harvesting from each population.

This may vary over time as a result of changes in natural processes, fishery activities, or fishery management.

GSC2.5.2 ▲

It may not be possible to distinguish component populations while the fishery is operating or to regulate catches of specific populations. If so, the team should evaluate whether fishery managers attempt to use differential harvest and selection pressure on fish with different life-history traits, such as return timing and size/age at return, which may vary among component populations, in order to minimise impact on any one life history.

Further considerations may include:

- Demonstrated understanding that underlying component population structure exists and needs to be conserved within the SMU.
- The range in productivity levels of different component populations.
- Expected variability in environmental conditions that could differentially affect population capacity and productivity.

- Expected variability in meeting SMU goals because of natural variation in catchability of fish, non-compliance with regulations by fishing vessels, and management error.

GSC2.6 Information and monitoring PI (PI 1.2.3) ▲

In this PI, the team should consider whether the information collected supports the harvest strategy at the SMU level while also maintaining individual component populations.

Scoring issue (a) – comprehensive range of information ▲

“Comprehensive range” of information in SG100 can include information on:

- SMU structure.
- SMU production.
- Fleet composition.
- SMU abundance.
- UoA removals.
- Estimates of the impacts of fishery harvest on the SMU and the majority of wild component populations.
- The environment.

GSC2.6.1 ▲

Examples of “sufficient relevant information” (SG80) include:

- Evidence that the abundance of wild component populations has been maintained at levels and spatial distributions that show persistence of the populations, as described from aerial and other index survey counts of spawners.
- Evidence that the management strategy has incorporated approaches that minimise fishery impacts on weak wild populations, for example:
 - Time/area closures to minimise harvests of weak populations, and/or
 - Targeting and achieving the upper end of the TRP escapement range for the SMU as a means to maintain populations with lower productivity.
- Explicit trade-off and risk analyses, such as that conducted for the Skeena River Independent Science Review¹⁰¹, which considers how the current definition of SMU reference points and management strategies, combined with possible variability in status and productivity of individual stock components, affects the status of individual populations.

A “comprehensive range” (SG100) of information would include more rigorous analyses, for instance in addition to the above, stochastic simulations/risk analyses that also explicitly take into account observation error and uncertainty reflected by deviations between management targets and final end-of-season outcomes. An example of such analyses is the HCR recently developed for Fraser River,

¹⁰¹ Walters, C.J., Lichatowich, J.A., Peterman, R.M. and Reynolds, J.D. (2008) Report of the Skeena Independent Science Review Panel. A report to the Canadian Department of Fisheries and Oceans and the British Columbia Ministry of the Environment.

British Columbia sockeye salmon¹⁰². The study explores alternative HCR/guidelines that can respond to decreases in productivity.

GSC2.7 Assessment of stock status PI (PI 1.2.4) ▲

When assessing stock status, the team should consider reference points. Reference points in salmon fisheries often differ from those of wholly marine species.

While these reference points may not be expressed in terms of MSY or PRI, the intent should be consistent with Box GSA3 in guidance for the default tree.

Scoring issue (b) – assessment approach ▲

In this scoring issue, reference points in salmon fisheries may take several forms.

TRPs are required to be consistent with MSY, or a proxy that reflects equal or lower risks to one or more component populations.

Examples of these are biological escapement goals (BEGs) or spawner abundance required to achieve MSY (S_{MSY}). Where such quantitative reference points cannot be defined, the following guidance allows for proxies provided they are consistent with maintaining high production:

- TRPs may be expressed as escapement goals, target harvest rates, or fishing mortality targets:
 - The goals may take the form of BEGs, management escapement goals (MEGs), and sustainable escapement goals (SEGs), along with conservation unit benchmarks, etc.
 - The goals can be calculated using a variety of methods; for example, Ricker spawner recruit analysis, yield analysis, spawning habitat capacity, or sustained yield analysis.
 - TRPs may be single points or ranges.
 - Any method of analysis is acceptable as long as the goal is maintaining high production or achieving a high probability of maintaining a substantial population over the long term; for example, a population that is $> B_{MSY}$ over the long term. See examples in Table GSC2.
- LRPs are only sometimes explicitly defined in salmon fisheries and may take the form of minimum stock size threshold, S_{gen} , or others as defined by management. See examples in Table GSC2.

Where an LRP is not defined, a default LRP should be an escapement of at least 50% of the S_{MSY} escapement goal, or some other proxy of high abundance as described in above¹⁰³.

For escapement goals expressed as **ranges**, the team should consider:

- Whether the range is quantitatively derived.
- The logic by which the range was established.

The team should determine whether:

- The range will maintain the population around S_{MSY} .
- The default LRP is more appropriately defined as:
 - 50% of the lower bound of the range.

¹⁰² Pestal, G., Huang, A-M., Cass, A., and the Fraser River Sockeye Spawning Initiative (FRSSI) Working Group. (2012) Updated methods for assessing harvest rules for Fraser River Sockeye salmon (*Oncorhynchus nerka*). Research Document 2011/133, Pacific Region, Canadian Science Advisory Secretariat.

¹⁰³ Portley, N, and Geiger, H.J. (2014) Limit Reference Points for Pacific Salmon Fisheries, North American Journal of Fisheries Management. 34:2, 401–410, DOI: 10.1080/02755947.2014.882453.

- 50% of the midpoint of the range.

Table GSC2 shows example target and LRPs for salmon fisheries in selected jurisdictions. This list is not all-inclusive. The team may use other reference points if they are consistent with an annual percent harvest rate that achieves MSY or S_{MSY} .

Table GSC2: Example TRPs and LRPs for salmon fisheries in selected jurisdictions

Management region	Existing TRPs	Existing LRPs	Suggested proxy limit reference points when LRPs are not established by management
Alaska	Any of these 3 types of escapement goal, expressed in numbers of fish, can potentially be used based on the data available and the method: <ul style="list-style-type: none"> • Biological escapement goals. • Sustainable escapement goals. • Optimal escapement goals. 	Minimum stock size thresholds for stocks harvested by the Southeast Alaska troll fishery: 50% of the escapement goal's lower bound with the exception of those Chinook salmon escapement goals that have been reviewed by the Pacific Salmon Commission's Chinook Technical Committee. For these stocks, the minimum threshold amounts to 50% of the midpoint between the escapement goal upper and lower bounds.	50% of the escapement goal S_{MSY} point estimate.
British Columbia	Various escapement goals, expressed in numbers of fish, and specific to particular fisheries: <ul style="list-style-type: none"> • Management escapement goals. • Interim escapement goals. • Minimum escapement goals. • Escapement goals. • S_{lim}: 85% of the escapement that produces MSY – for Chinook. 	<ul style="list-style-type: none"> • S_{gen}, currently integrated into the HCRs for the Barkley Sound, B.C. fishery, and foreseen in other fisheries. • Total allowable mortality rule cut-offs for Fraser River, B.C. sockeye. • Tyee test fishery escapement cut-off for Skeena River, B.C. sockeye. 	<ul style="list-style-type: none"> • S_{gen}, if a benchmarking result is available. • 50% of the escapement goal S_{MSY} point estimate.
Russia	Escapement goals, generally expressed in	None defined.	35–50% filled habitat capacity.

Management region	Existing TRPs	Existing LRPs	Suggested proxy limit reference points when LRPs are not established by management
	terms of habitat capacity: 70–100% filled habitat capacity.		
Pacific Northwest	Various escapement goals expressed in numbers of fish and specific to particular fisheries, including: <ul style="list-style-type: none"> • Escapement goals. • Upper management. • Thresholds. 	Minimum stock size thresholds, generally 50% of escapement goals, but with some exceptions described in Amendment 16 of the West Coast Salmon Management Plan.	50% of the escapement goal S_{MSY} point estimate.

Scoring issue (f) – stocks with lower productivity ▲

At SG80 and SG100, stocks with lower productivity are those with a higher conservation risk.

Scoring issue (g) – definition of stock management units ▲

In this scoring issue, the team should consider the following at **SG60**:

- Knowledge of the physical habitat, such as lakes and rivers, and the wild populations that inhabit them.
- A rationale for choosing those populations as the basis for an SMU, taking into account the objective of maintaining diversity and productivity of component populations.

Additional information is expected at **SG80**, including:

- Identification and description of wild populations.
- Description of which wild populations have management goals.
- Description of which wild populations are monitored.
- Rationale for the choice of wild populations having goals and monitoring, based on their representativeness of the complete range of productivity and diversity amongst populations in the SMU.

GSC2.7.1 ▲

The team should assess the adequacy of SMU reference points for SMUs with higher numbers of populations, which are characterised by substantial population diversity and varying productivities, as compared to simpler and more homogeneous SMUs.

- If the SMU is composed of a single population, the concepts of single-stock management apply, and the reference points of the SMU should apply to the population.
- If the SMU is composed of multiple populations, the team may define establishment of reference points as an aggregate for the components. However, the team should verify that aggregate reference points and management strategies for the SMU ensure that the wild production

components are maintained at a level that ensures a high probability of their persistence over time.

GSC2.7.1.1 ▲

For salmon fisheries that are influenced by artificial production, the team should:

- Base reference points only on natural-origin, wild fish.
- When evaluating reference points, consider the potential for artificially produced fish to confound evaluation.
- Consider the relative abundance of artificially produced versus wild salmon (both presence and abundance of artificially produced fish in the fishery and on the spawning grounds).

The intent of management should be to maintain high production of the wild SMU and productivity of component populations to the extent that the natural environment will allow.

GSC2.7.2 ▲

Within a watershed, geographic proximity and habitat type are predictors of correlations in abundance of component populations¹⁰⁴.

Therefore, indicator populations should:

- Be distributed geographically throughout the SMU.
- Contain representative numbers of various spawning habitat types found within the watershed.

In assessing coherence and correlation, the CAB should interpret:

- “**Some evidence of coherence**” at the **SG80** level to be a mean pairwise correlation of at least 0.4.
- “**Well correlated**” at the **SG100** level to be a mean pairwise correlation of at least 0.6 or by similar means that determine the same level of certainty.

GSC2.7.3 ▲

A well-defined SMU is one that managers can influence directly through management actions and harvest controls, which implies an understanding of how changes to harvest patterns impact escapement.

As an SMU is typically defined to aggregate populations for the purpose of defining a management objective for practical fishery decision-making, inclusion of populations within an SMU should be based on sharing, to some extent, similar characteristics such as:

- Run timing.
- Common region of origin.
- Genetic characteristics.
- Coastal migration patterns (exposure to interception fisheries).

¹⁰⁴ Stewart, I. J., Hilborn, R., and Quinn, T. P. (2003) Coherence of observed adult sockeye salmon abundance within and among spawning habitats in the Kvichak River watershed. Alaska Fishery Research Bulletin 10:28–41.

- Population productivities.
- Exposure to environmental conditions that affect annual survival rates.

GSC2.7.3.1 ▲

Enhancement increases the chance of overharvesting the less-abundant and/or less-productive salmon stocks that migrate through fishing areas at the same time as the artificially produced fish.

The team should assess whether wild and artificially influenced components are clearly distinguished:

- In defining SMUs.
- When evaluating their adequacy to support establishment of reference points and management strategies.

In the special case of side-channel enhancement facilities, in order to estimate SMU status, it is important to identify the overall channel and wild stock contributions to catch and escapement. The team can assess these contributions in a number of ways:

- Using run-reconstruction techniques; for example, back calculating relative contributions of component populations at various prior times and areas based on relative spawning escapement abundances.
- By periodic evaluation of juveniles produced from the channels in relation to the number of adults spawning.
- In some cases, depending on the population differences within a river system, by estimating the contribution of spawning channel fish by use of genetic stock-identification techniques.
- By considering how similar the channel environmental conditions are relative to the natural environmental conditions; for example, by looking at flow, temperature, complexity, competitors, and predators.

GSC2.8 General requirements for enhancement PIs ▲

Table GSC3: Enhancement terms and definitions

Term	Definition
Habitat enhancement	May take the form of spawning channels, lake fertilisation, predator removal, artificial gravel beds, etc.
“Integrated” hatchery production	This is typically used for supplementation and recovery-type programs.
Hatchery-origin fish contributing to the natural spawning population (pHOS)	These fish may be strays or may be the result of returns of hatchery fish that were intended.
“Segregated” hatchery production	This type is typically used for harvest augmentation hatcheries.

GSC2.9 Enhancement outcomes PI (PI 1.3.1) ▲

Potential negative impacts may include:

- Outbreeding depression due to translocation of dissimilar brood stock into locally adapted populations.

- Inbreeding depression or loss of native genetic diversity due to directed or inadvertent hatchery selection or domestication.
- Excessive impact on wild fish for hatchery broodstock.
- Reduced natural juvenile survival due to predation, competition, and other ecological interactions.
- Increased natural adult pre-spawn mortality due to handling and migration delays resulting from effects of weirs.
- Changes in spawning distribution due to weir effects resulting in reduced reproductive success.
- Increased prevalence and impacts of disease.
- Reduction in smolts per spawner due to increased density-dependent effects.

The risks of these impacts, including probabilities as well as magnitudes of various negative effects, are a function of:

- Adult broodstock collection sources and their level of influence from natural populations.
- Hatchery mating, incubation, and rearing practices.
- Juvenile release numbers, life stage at release, size, acclimation, and geographical distribution.
- Straying of returning adults: hatchery fish to natural spawning grounds and natural-origin fish used for hatchery broodstock.

Scoring issue (a) – enhancement impacts ▲

In scoring issue (a), the CAB may consider the following situations:

- In systems subject to **low levels of artificial production**, the comprehensiveness of the studies required for the team to judge that outcomes are likely being met can be considerably less than in cases with substantial artificial production programmes. Low-level systems of artificial production will be characterised by the following, although this not an exhaustive list:
 - The proportion of hatchery releases or production of juveniles from artificial habitat compared to total artificially produced and wild production in a unit of certification is relatively small, < 10%.
 - The management system has implemented measures and strategies that are known to be effective at limiting the level and spatial extent of straying.
 - Unique wild populations are unlikely to interact with hatchery fish spawning naturally.
- **Recovery hatchery programs** are artificial production programs designed for the specific conservation purpose of preventing the extirpation of severely depressed populations. These are generally subject to more stringent design characteristics and performance benchmarks than other hatchery programs. The goal of a recovery hatchery is typically to increase the number of naturally spawning adults in the population. Consequently, the standard default assumptions (Box GSC1 below) do not apply. Recovery hatchery programs:
 - Are implemented only after targeted commercial fishing on the population has been eliminated or severely restricted.
 - Are temporary.
 - Are intended to supplement depressed natural populations or provide fish for artificial recolonisation of streams that have experienced local or brood-year extinctions, to maintain genetic diversity within and among stocks, and to conserve valuable or rare genes and genotypes.
 - May, or may not, rely on captive broodstock to accomplish these goals.
 - Attempt to minimise or eliminate negative effects common to fish culture, resulting in as close to wild fish as possible. Primary success criteria are:

- a. Increased abundance of spawners and/or outmigrants.
 - b. Increased abundance of natural origin spawners.
 - c. Maintained or increased long-term fitness: productivity and life history.
 - d. Lowered chance of extinction.
 - e. Recolonisation of a self-sustaining population.
 - f. Brood-year reconstruction, while avoiding negative hatchery impacts as much as possible.
- **Spawning channels** differ from hatchery programs but the team should score them in a similar way.

In these systems, the entire natural reproduction life cycle occurs in a natural habitat, with the main artificial production interventions being enhanced spawning gravel habitat and controlled channel flows. Once fish enter the spawning channel, all reproduction processes, such as mate selection, redd building, incubation, and any rearing, occur without human intervention.

Because the consequences of straying of adult returns would typically not present the same concerns as hatcheries, the team should not assess the potential impacts of spawning channels according to Box GSC1 if the channel:

- Is isolated from other spawning populations genetically dissimilar to the population being enhanced in the spawning channel, or
- Exactly or very closely mimics the natural environment.

However, when assessing the likelihood that the spawning channel operation could be having a significant impact on genetic and life-history diversity of wild populations, the team should consider the size of the programme and similarity with nearby populations, based on expected straying distances.

GSC2.9.1.1 ▲

“Relevant studies” may include, but are not limited to:

- Studies on the same species as the UoA.
- Studies in the same or similar geographic area.
- Studies in the same or similar habitat.

GSC2.9.1.2 ▲

Box GSC1 presents default acceptable impact guidelines for artificial production.

The guidance in Box GSC1 establishes default criteria for evaluating whether the proportions of PHOS and of wild populations/spawning areas being affected by artificial production are “likely” to have significant negative impacts on wild stocks. If other system-specific benchmarks have been adopted by the fishery management system, the team should evaluate their appropriateness in delivering similar levels of performance to those in Box GSC1.

Box GSC1 was developed from specific “best practice” considerations and science developed from fitness modelling and empirical studies of yearling smolts released from riverine species such as Chinook, coho, and steelhead hatcheries¹⁰⁵.

Specific studies on chum and pink salmon are rare, but the Recovery Implementation Science Team¹⁰⁶ concluded that hatchery strategies that involve release of fish at earlier life stages probably lead to smaller genetic changes than strategies that involve release of fish at later life stages. It may therefore be reasonable to modify pHOS criteria for pink and chum salmon because their hatchery rearing is the shortest. While the magnitude of relaxation will be situation-specific, the team should provide rationale to support its decisions.

If the CAB considers additional evidence from species-specific studies to be more relevant to a specific situation, it should provide justification for having adjusted the default impact guidelines.

Box GSC1: Default acceptable impact guidelines for artificial production

The intent of this guidance is to help ensure that the majority of genetic diversity and productive capacity of the SMU is protected from the risks of enhancement activities in freshwater production areas. The guidelines below are primarily derived from studies on Chinook, coho, sockeye, and steelhead. The team may relax impact guidelines from these levels for pink and chum with sufficient justification (see above).

For SG60

- Regardless of hatchery production strategy, pHOS at the level of the population should be negligible (< 1%) in more than 50% of populations, and these populations should be representative of the productivity and genetic diversity of populations within an SMU.
- pHOS at the level of the SMU should be:
 - No more than 10% for segregated hatchery programs. Individual population pHOS values above 10% would be expected to occur only in areas in closer proximity to hatchery facilities, where values might be affected by smaller wild spawning populations that are not important potential contributors to the wild diversity or productive capacity of the SMU.
 - No more than 33% for integrated hatchery programs.
- The level of enhancement in the remaining populations is unspecified at SG60.

For SG80

Further **pHOS at the level of the SMU** should be:

- For segregated hatchery programs:
 - No more than 5%.
- For integrated hatchery programs:
 - Where the proportion of natural-origin, wild fish contributing to the hatchery broodstock (pNOB) is no more than 5%.

¹⁰⁵ Ford, M.J. (2002) Selection in captivity during supportive breeding may reduce fitness in the wild. *Conservation Biology* 16:815–825.

Grant, S.W. (ed). (1997) Genetic effects of straying of non-native fish hatchery fish into natural populations: proceedings of the workshop. U.S. Dep. Commer., NOAA Tech Memo. NMFS-NWFSC-30. (In particular, see ‘Conclusions of Panel’, 140–157.

Paquet, P.J., Flagg, T., Appleby, A., Barr, J., Blankenship, L., Campton, D., Delarm, M., Evelyn, T., Fast, D., Gislason, J., Kline, P., Maynard, D., Mobrand, L., Nandor, G., Seidel P., and Smith, S. (2011) Hatcheries, conservation, and sustainable fisheries—achieving multiple goals: results of the Hatchery Scientific Review Group’s Columbia River basin review. *Fisheries* 36:11, 547–561.

¹⁰⁶ RIST (2009) Hatchery reform science: a review of some applications of science to hatchery reform issues.

- Equal or less than pNOB, where $10\% > \text{pNOB} > 5\%$.
- No more than 10% for programs where pNOB is $< 20\%$.
- No more than $0.5 \times \text{pNOB}$ for programs operating between 20% and 40% pNOB.
- No more than 20% for programs operating at $\text{pNOB} > 40\%$.

The limits for integrated hatchery programs are presented graphically in Figure GSC2.

Figure GSC2 depicts the maximum allowable average pHOS within an SMU at SG80, in relation to the pNOB. These guidelines are based primarily on studies of riverine species such as Chinook, coho, and steelhead. The team may modify these guidelines for pink and chum salmon, and for other species, with sufficient reasoned justification.

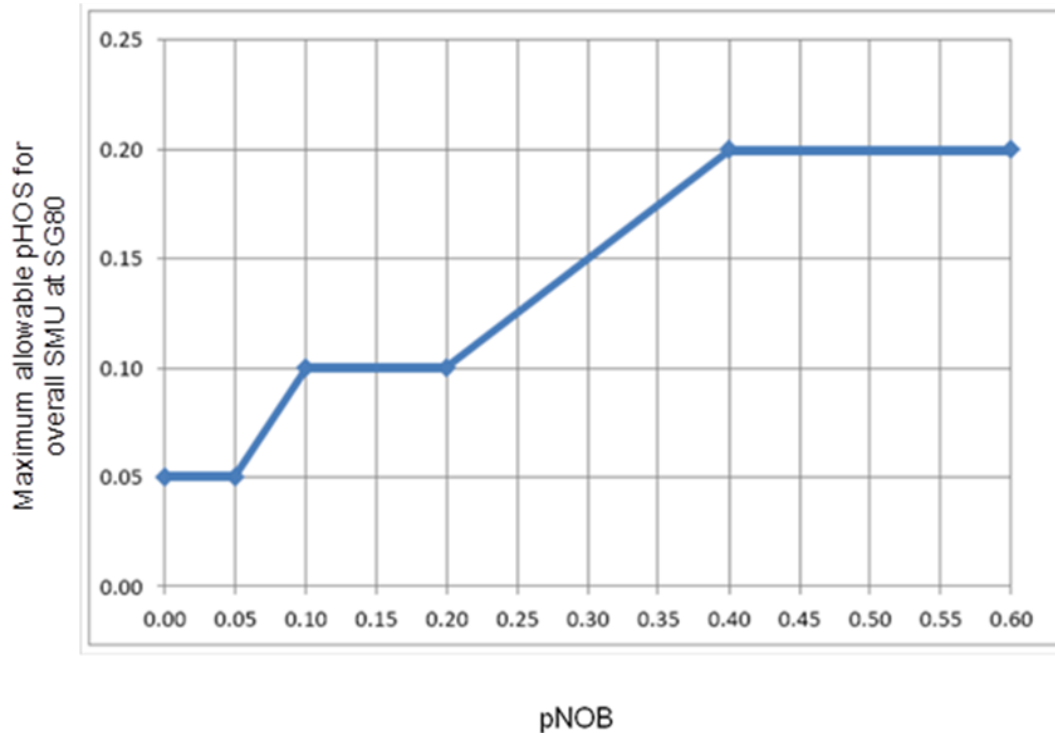


Figure GSC2: Maximum allowable pHOS for overall SMU at SG80

At the SG100 level

pHOS should be $< 1\%$ in all populations in an SMU.

Further guidance in application of Box GSC1:

- If there are both segregated and integrated hatchery fish spawning naturally within the SMU, the team should consider the limits above in its assessment.
- If there are hatchery-origin spawners on the spawning grounds of the SMU under assessment that originate from outside this SMU, the team should assess them using the segregated criteria limits above. Strays from outside the SMU present a greater genetic risk than those originating within the SMU and are therefore only permitted at lower limits.

GSC2.9.1.3 ▲

If there are no scientific studies available and no information or estimates of pHOS or pNOB, the team should carefully consider the potential impact based on:

- The magnitude of hatchery origin fish released, or

- The percentage of hatchery fish in the harvest of the SMU.

Scoring should be precautionary. The team should provide sufficient justification as to why the magnitude or percentage of hatchery fish is “likely” to have a small impact with minimal hatchery origin fish reaching the spawning grounds (i.e. a small pHOS). The team might consider:

- Whether the hatchery type is an integrated or segregated hatchery program.
- Whether there is differential harvesting to avoid hatchery fish appearing on the spawning grounds.
- The location of the hatchery.
- The release site.
- Where the fish are eventually harvested.
- Whether the management agency removes hatchery fish prior to accessing the spawning grounds.

GSC2.10 Enhancement management PI (PI 1.3.2)

Scoring issue (a) – management strategy in place ▲

To achieve the **SG80** outcome, the team should reasonably expect the management system to design and manage its hatchery-program outcomes with an understanding of:

- The wild population structure.
- Characteristics that its hatchery programs could be expected to affect.

The management system should also develop basic hatchery management objectives with respect to limits on impacts within this context. The team should consider:

- Identification and description of populations within the SMU.
- The level and spatial distribution of genetic and life-history diversity; for example, run timing, spawning timing, age structure, juvenile life-history forms, and other unique phenotypic traits.
- Populations with unique characteristics.
- The relative abundance of wild populations: magnitude and spatial distribution.
- Expected spatial distribution and magnitude of natural spawning of hatchery returns in relation to wild population abundance and diversity.
- Objectives/Intent for limiting the magnitude and spatial distribution of pHOS consistent with protecting the diversity and productive capacity of the SMU and its component wild populations.

GSC2.10.1 ▲

The team should expect the use and evaluation of proven artificial production and harvest management strategies to help minimise the numbers and proportions of hatchery fish interbreeding with wild fish in natural spawning areas. Common examples typically include:

- Siting of hatchery facilities in areas that are isolated from areas of high wild salmon abundance and diversity for the species being produced.
- Ensuring release at sites and with strategies that are likely to maximise imprinting and homing.
- Identifying high-value watersheds where hatcheries are not used.
- Fishing strategies that result in differential harvest rates between hatchery and wild fish to limit straying and ensure sustainable wild harvest rates.
- Marking hatchery fish releases so that the distribution and composition of hatchery and wild fish can be monitored in fisheries, spawning grounds, and in hatchery broodstock.

- Active exclusion of marked hatchery fish from spawning in the wild through management of passage through weirs.
- Scaling hatchery release numbers to a level that is consistent with not exceeding hatchery stray benchmarks in concert with other strategies.

GSC2.11 Enhancement information PI (PI 1.3.3) ▲

Marking and monitoring programs will be particularly relevant to evaluations of sufficiency for this indicator. The team should expect that important information, such as the amount of fry emigrating from these habitats, is monitored annually to help gauge the potential impact on wild populations.

Scoring issue (a) – information adequacy ▲

- For **SG60**, the team should interpret “**some relevant information**” to mean that some artificially produced fish carry recognisable marks, such as fin clips, coded-wire tags, otolith marks, parent-based tagging (PBT), or thermal marks. These should enable the team to make approximate estimates of contributions of hatchery salmon to harvests, hatchery broodstocks, and spawning populations.
 - It is reasonable to expect these contribution estimates are being made or can be reasonably inferred from an understanding of the dynamics of the fishery and enhancement programs, including from an existing understanding of size, location, and general release-to-adult contribution rates.
- For **SG80**, the team should interpret “**sufficient relevant qualitative and quantitative information**” to mean a large representative fraction of artificially produced fish-carry recognisable marks, such as fin clips, coded-wire tags, otolith marks, PBT, or thermal marks, to accurately estimate contributions of hatchery salmon to harvests, hatchery broodstocks, spawning populations, and escapes. For large hatchery programs this may be up to 100%.
 - It is reasonable to expect that these estimates are currently being made via data collected through associated harvest, hatchery, and escapement monitoring programs at a level of precision and accuracy necessary to support the harvest management strategy. As the levels of hatchery-origin spawners approach the limits stated in Box GSC1, the necessary sampling frequency increases to achieve the required accuracy of estimates of pHOS. The team should supplement direct estimates with other analytical methods.
- For **SG100**, the team should interpret “**comprehensive range of relevant quantitative information**” to mean that all artificially produced fish, regardless of program size, carry marks, such as fin clips, coded-wire tags, otolith marks, PBT, or thermal marks, allowing highly accurate and precise estimates of hatchery salmon to harvests, hatchery broodstocks, spawning populations, and escapes.
 - It is reasonable to expect that these estimates of hatchery and wild contributions are currently made through associated harvest, hatchery, and escapement monitoring programs, at a scale and intensity of temporal and spatial coverage that provides comprehensive information and understanding.
- “Total escapement” in SG60, SG80, and SG100 should be interpreted to mean both wild and enhanced.

GSC2.11.1 ▲

The team should expect artificially produced fish to be marked and monitored in catch and escapement, in sufficient quantities to enable the fishery to define TRPs for wild salmon populations and SMUs, implement harvest strategies, and evaluate levels of interaction between hatchery and wild fish on spawning grounds. Requirement of this information is implicit within the evaluation of stock status and reference points, which do not include artificially produced salmon.

Only enhancement information should be explicitly scored in this PI.

GSC2.11.2 ▲

The marking requirements described above do not routinely apply to fish produced from artificial spawning channels, because:

- The monitoring and information tools available for hatcheries are not available for spawning channels.
- The absence of confined hatchery methods for incubation and rearing within a spawning channel limits the practical marking tools available.

However, where there is an increased likelihood of interactions between spawning channel strays and dissimilar wild populations in areas of potential interaction, the team should expect that the management system would assess those risks via:

- Visual marking of juveniles at emigration from the weir, or
- Genetic marking techniques.

The need for such information and monitoring would be greater where:

- The conditions of spawning channels differ greatly from the natural environment, or
- The magnitude of adult production originating from the spawning channel exceeds the natural production of wild populations with which the spawning channel fish might interact.

GSC3 Principle 2

GSC3.13 Habitats outcome PI (PI 2.3.1)

Scoring issue (c) – impacts due to enhancement activities within the UoA ▲

In this scoring issue, the team should consider the following as examples to demonstrate that hatchery facilities are “**highly unlikely**” to have adverse impacts at the **SG80 level**:

- Facility design, construction, and operations limit effects on the riparian corridor and are consistent with fluvial geomorphology principles; for example, they avoid bank erosion or undesired channel modification.
- Water withdrawals and in-stream water diversion structures for artificial production facility operation do not:
 - Prevent access to natural spawning areas.
 - Affect spawning behaviour of natural populations.
 - Impact the juvenile-rearing environment.

For example, in-stream flows between diversion and discharge return points, as well as further flow impacts downstream, are not significantly diminished.

- Effluents from artificial production facilities conform with accepted or required levels that do not detrimentally affect natural populations.
- Weir/trap operations used to collect hatchery broodstock do not:
 - Prevent access to natural spawning areas.
 - Affect spawning behaviour or success of wild fish.
 - Result in significant stress, injury, or mortality in natural spawners.

- A record of compliance with applicable environmental laws that are designed to protect natural populations and habitats from potential adverse impacts of artificial production program operation.

GSC3.13.1.c ▲

For example, physical features, spawning and rearing flows, and water temperatures.

GSC3.13.2.1 ▲

Habitat modifications due to salmon enhancement activities can include:

- Physical changes to the river course, such as spawning channels.
- Changes to water quality due to hatchery discharge.
- The use of a range of man-made structures associated with the rearing habitat.

Examples of adverse impacts include:

- Delay in reaching spawning grounds that reduces spawning success.
- Blockage of access to spawning habitat from weirs used for hatchery broodstock collection.
- Dewatering of downstream water channels used for spawning and rearing.
- Increased water temperature from human activities that increases fish mortality rate.
- Improper screening of water-intake systems that cause mortality or entrainment of wild fish.
- Discharge of effluents or pollutants contrary to water quality standards.

GSC3.14 Habitats management strategy PI (PI 2.3.2) ▲

Enhancement facilities typically operate under a wide set of environmental regulations and review requirements with respect to their potential impacts on aquatic habitat, such as:

- Use of drugs.
- Fish-passage requirements.
- Water-discharge permits.
- Water-withdrawal authorisation.

The team should examine evidence to determine whether these requirements are in place and are being met as part of the overall strategy for meeting the habitat status outcome.

Scoring issue (b) – management strategy effectiveness ▲

For scoring issue (b) at the SG60 level, some examples of “plausible argument” are general experience, theory, or comparison with similar UoAs or habitats.

GSC3.14.1 ▲

Physical features, spawning and rearing flows, and water temperatures can be affected by enhancement activities.

The team should expect to see management strategies that seek to meet the typical outcomes in GSC3.13.

Examples of such strategies could include:

- Facility design or maintenance plans and construction permit applications that specifically consider and avoid known impacts.
- Routine, regular inspections; maintenance and assessment activities of physical parameters such as flows, screen, and weir operations; and a record of taking actions in response to these activities.
- Implementation of withdrawal permit operating requirements. Or, if the system does not operate under a formal permitting system, similar operating criteria are being applied.
- Implementation of regular fish-passage procedures based on explicit hatchery objectives, which pass naturally spawning fish above any hatchery weir and sustain natural production consistent with available habitat capacity.
- Implementation of fish-handling protocol, and staff provided with associated training/guidelines; for example, to ensure that captured adult wild fish are not injured and that upstream migration delays are minimised.
- Active implementation and maintenance of water quality management strategies to meet effluent discharge requirements.

Annual or periodic reports that demonstrate review and mitigation actions for any such impacts can be used to confirm that these strategies are being utilised.

Enhanced salmon fishery interventions may also include:

- Lake fertilisation to enhance natural food production.
- Removal of predators or competitors to maximise early-stage salmon survival.

The team should evaluate these impacts as per PI 2.4.1.

GSC3.15 Habitats information PI (PI 2.3.3)

GSC3.15.1 ▲

The team may expect information on enhancement activities to include:

- The proportion of diversion of total stream flow between intake and outfall water.
- Withdrawals compared to applicable passage criteria and to juvenile-screening criteria.
- Discharge water quality monitoring data required by, or equivalent to, any environmental permit provisions.
- Water flow and temperature data above the hatchery intake and below the discharge.
- Logs of periodic inspection above any hatchery weirs to ensure the passage of fish upstream is not being impeded.
- The number of adult fish aggregating and/or spawning immediately below water-intake points, compared to the number of adult fish passing water intake points.
- Records of any fish mortalities or injuries of fish or other aquatic resources in the hatchery weir/traps, and in the natural habitat near or within a zone of influence of the hatchery.

GSC3.16 Ecosystem outcome PI (PI 2.4.1)

Scoring issue (b) – impacts due to enhancement ▲

In this scoring issue, the team should consider:

- The scale and size of the programs being assessed as part of creating a general risk framework.
- Objective evidence for negative interactions, or lack of negative interactions.

In this context, the team may consider the magnitude of releases and returns of artificially produced fish in the area being assessed, compared to the wild production from the same area.

If artificially produced fish constitute a significant proportion of either juveniles or returning adults to an area, the team should require a higher level of evidence to make a judgment about likelihood, taking into account:

- The likelihood that hatchery releases coincide in space and time with the presence of juvenile wild salmon.
- The level of total species production in the UoA compared to historic levels.
- Potential changes in current habitat conditions and natural reproduction capacity compared to historic levels.
- Indicators of any density-dependent processes that could potentially be related to the enhancement program, because they are known to overlap in space and time with species or stocks that are exhibiting demonstrated changes in population dynamics.

GSC3.16.1 ▲

The team should consider interactions at any life stage in both freshwater and marine habitats.

The team should consider the ecosystem impacts of enhancement activities across the entire geographic range of the salmon populations.

GSC3.16.2 ▲

Disease transmission and predation/competition are issues requiring very different levels of active management and information, monitoring and compliance requirements, and capacities.

The team should assess the degree of likelihood that enhancement activities have minimal negative effect on the productive capacity of wild salmon and other aquatic populations as a result of predation and competition for resources, such as prey or spawning habitat.

GSC3.17 Ecosystem management PI (PI 2.4.2) ▲

Current “best practice” for disease management in enhancement facilities involves a very rigorous monitoring and adaptive management system using well-established policies, guidelines, performance indicators, benchmarks, and procedures, which are designed to carefully protect hatchery and natural fish populations from the importation, dissemination, and amplification of fish pathogens and disease conditions.

The team should assess and verify the degree to which the hatchery management system is implementing an approved, proven protocol in a manner that ensures the likelihood of meeting these objectives and related outcome for PI 2.4.1.

Scoring issue (b) – “plausible argument” ▲

Examples of “plausible argument” used in scoring issue (b) may include general experience, theory, or comparison with similar UoAs/ecosystems.

Scoring issue (d) – management of enhancement activities ▲

In this scoring issue, the team should focus on management of potential impacts of the release of fish from large-scale artificial production operation; in particular, the strategies for avoiding adverse competition and predation effects on the receiving ecosystems, including:

- Inter-species and intra-species competition, both inshore and offshore.
- Issues of carrying capacity.

GSC3.17.1 ▲

Management measures could include practices that minimise overlap in time and space between hatchery releases and the wild component.

Examples

Examples of strategies for minimising ecological risk include:

- Methods to minimise disease transmission.
- Hatchery programs scaled to fit carrying capacity of the watershed or basin.
- Coordination with other hatcheries to limit releases at a regional scale; for example, the North Pacific, Columbia Basin, or major sub-basins.
- Releasing only smolts that will promptly out-migrate, unless the release of other life stages is part of a specific biological objective.
- The use of acclimation ponds and volitional releases as a means to minimise residual fish and straying of returning adults.
- Careful timing of releases; for example, release of predatory hatchery fish after wild salmon reaches large enough sizes to avoid being consumed.
- Careful consideration of both the timing and magnitude of releases because high concentration of hatchery fish in time and space may attract predators and may have an offsetting effect to some unknown extent by “swamping” the predators with so much prey that the percent mortality on wild fish is also reduced.
- Rigorous marking and monitoring of hatchery fish and adaptive management.

GSC3.18 Ecosystem information PI (PI 2.4.3)

GSC3.18.1 ▲

For hatchery operations, the team may use the following to enable its understanding of the impacts on the receiving ecosystem:

- Information on environmental health conditions.
- Culture and general health histories.
- Information on pathogen detection collected at a relevant level of accuracy.
- Information covering the complete artificial production cycle consistent with requirements of implementing the disease management strategy.
- Information on the distribution and size of artificially produced and wild fish at various life-cycle stages in freshwater and marine areas, to identify the times and areas where artificially produced fish could compete with or prey upon wild fish of the same species or with other aquatic species. These potential interactions need to be understood at a level of detail relevant to the scale and size of the enhancement programs.

Section GSD: Introduced species-based fisheries ▲

Background

Assessment of introduced species at Principle 1 is potentially complicated because of the varying, but valid ecological objectives that can exist for fisheries that are based on introduced species.

In most introduced species-based fisheries, objectives are set to ensure optimum productivity of the target introduced species. In certain other fisheries, objectives may be set to keep populations of the introduced species at a level that ensures wider ecosystem objectives are met. These wider ecosystem objectives may include keeping the target stock at sub-MSY levels in order to allow for some level of restoration of biodiversity.

GSC4 Principle 3

GSC4.1 General requirements for Principle 3

GSC4.1.1 ▲

In Principle 3, the following Performance Indicators have modifications to the requirements: PI 3.1.2, 3.1.3, 3.2.1, 3.2.2, 3.2.3, and 3.2.4. PI 3.1.1 should still be scored in accordance with Section SA.

The CAB should apply:

- All Section SA requirements.
- All Section GSA guidance.
- Modifications in Section SC.
- Supplemental guidance in Section GSC.

GSC4.1.2 ▲

This requirement is to ensure there is an institutional and operational framework for these activities, appropriate to their size and scale, for implementing the related provisions of Principles 1 and 2 capable of delivering sustainable outcomes. When undertaking this additional assessment, the team should:

- Examine specific relevant evidence.
- Document its consideration of this evidence relative to the scoring process.

The team may assess the size and scale of enhancement activities by considering a rough comparison of the magnitude of releases and returns of artificially produced fish in the area being assessed, compared to the wild production.

GSC4.4 Consultation, roles, and responsibilities PI (PI 3.1.2)

GSC4.4.1 ▲

The team should assess whether the management system has effective consultation processes that are open to stakeholders and related to aspects of both the fishery and the enhancement activities.

GSC4.5 Long-term objectives PI (PI 3.1.3)

GSC4.5.1 ▲

It is necessary for the salmon management agency to demonstrate that its key ecological objective for its enhancement activities is managing sustainable wild salmon populations while minimising potentially adverse effects of enhancement activities. The high-level or broad management policy context should incorporate a **precautionary approach** that places the burden on the enhancement programs to demonstrate that:

- They are minimising adverse impacts identified in Principle 1 and 2 indicators.
- This burden increases as the size of the enhancement activities, individually and cumulatively, increases.

That burden of proof will also be higher for hatcheries than for other forms of artificial production that generally have lower impacts.

GSC4.7 Fishery-specific objectives PI (PI 3.2.1)

GSC4.7.1 ▲

The CAB should interpret “clear objectives” to mean that a management system with any significant level of enhancement has documented enhancement objectives and operational requirements, which are designed to minimise various impacts on natural population components and ecosystem function. These are to be contained in a clear operational plan.

GSC4.8 Decision-making processes PI (PI 3.2.2)

GSC4.8.1 ▲

If enhancement programs are significant, and uncertainties exist about the level of program impacts, the team should consider whether the management system is making decisions about production, measures, and strategies in a precautionary manner.

For example, the team may consider:

- Decisions about increasing or decreasing release levels.
- Whether measures are being implemented and evaluated that could be expected to reduce the scale and magnitude of potential interactions between wild and enhanced populations.
- Whether monitoring and evaluation programs are being initiated and/or maintained to collect essential information to inform future decisions.

In marine fisheries, it is widely recognised internationally that an ideal way to increase the chance of meeting management objectives, improving future decision making, and increasing fairness is to conduct thorough evaluations of a wide range of management options, data collection procedures, and in some cases methods of data analysis¹⁰⁷. These are done through probabilistic simulation

¹⁰⁷ Walters, C.J., and Martell, S.D. (2004) Fisheries Ecology and Management. Princeton University Press, Princeton, N.J., 399 pp.

models/risk assessments. Some such analyses, variously called management strategy evaluations¹⁰⁸ and closed-loop simulations¹⁰⁹, have been done for Pacific salmon 2012¹¹⁰.

The most comprehensive examples of management strategy evaluations take into account:

- Time dynamics of fish populations.
- Dynamics of the fishery.
- Observation error.
- Implementation uncertainty, reflecting when regulations are followed imperfectly.
- Other sources of uncertainty.

The outcome of such evaluations is the identification of state-dependent decision-making rules that will best meet complex management objectives in the presence of these uncertainties. For a given fishery, the state-dependent rules are identified prior to the fishing and/or enhancement-activity season and are the agreed-upon method for altering regulations based on in-season updates to the states of the system. Those rules are not subject to in-season change based on lobbying by special interest groups.

Most decisions in salmon management involve trade-offs between long-term conservation objectives and short-term fish-harvesting objectives, and trade-offs between user groups. Learning which decisions work best for meeting such complex objectives can be facilitated by decision-makers publicly documenting the reasons for various decisions on fishing regulations and enhancement activities, and comparing the expectations against outcomes.

The team should, in its scoring, consider whether such public documentation is provided.

GSC4.9 Compliance and enforcement PI (PI 3.2.3) ▲

No modifications to Section GSA.

GSC4.10 Monitoring and management performance evaluation PI (PI 3.2.4)

Scoring issue (b) – Internal and/or external review ▲

At SG60, information should be available internally for hatchery program performance review.

At SG80, information should be available externally and publicly to enable external scrutiny of hatchery performance.

¹⁰⁸ Sainsbury K.J., Punt, A.E., and Smith, A.D.M. (2000) Design of operational management strategies for achieving fishery ecosystem objectives. *ICES Journal of Marine Science* 57:731–741.

¹⁰⁹ Walters, C.J. (1986) *Adaptive Management of Renewable Resources*. MacMillan, New York, 374pp.

¹¹⁰ Collie, J.S., Peterman, R.M. and Zuehlke, B.M. (2012) A fisheries risk-assessment framework to evaluate trade-offs among management options in the presence of time-varying productivity. *Canadian Journal of Fisheries and Aquatic Sciences*. 69(2):209–223, plus supplement.

GSC5 Allowances for inseparable or practicably inseparable catches in salmon fisheries

GSC5.1.2 ▲

For pink salmon, which have a 2-year life history, the team should calculate the average catch across the most recent years of each cycle line.

For longer-lived salmon species, the team should calculate average recent catches across periods appropriate to their life history in the region of the fishery.

Where different salmon species are in consideration as target and inseparable or practicably inseparable (IPI) species, the team should first calculate average catches based on data from the number of years appropriate to each species and then determine the percentage catches.

End of Section SC Guidance

GSD1 General ▲

The team does not need to follow [FCP 7.10.5](#) when adding an additional scoring issue and corresponding guideposts, as per SD3.1.3 and/or SD3.1.4.

GSD2 Principle 1

GSD2.1 General requirements for Principle 1

GSD2.1.2 ▲

A fishery may choose to set its TRPs for the introduced species either at levels consistent with MSY, or at lower levels aimed at mitigating the impact on other species. SD2.1.2.1 requires that where TRPs are adjusted in this way, it may be appropriate to make a modification to the default tree to reflect that modification (in PI 1.1.1 scoring issue (b) and PI 1.2.2). SD2.1.2.1.a further requires that the levels should not be set below the “PRI”, because in this case, the fishery would not be able to maintain sustainable catches.

GSD3 Principle 2

GSD3.1 General requirements for Principle 2

GSD3.1.2–4 ▲

SD3.1.2 requires that CABs revise PI 2.4.2 (ecosystem management) in order to be able to evaluate the efforts of the fishery to minimise the impacts of the introduced species. Additionally, SD3.1.3 requires CABs to address the collection of information important to understanding and preventing further impact of the introduced species on biodiversity. In cases where no actual measures are in place and there is no corresponding ecosystem information being collected, SD3.1.4 allows CABs to provide a rationale as to why this is the case and the additional scoring issues are not required. The team should provide a robust rationale in this situation. The team should support this rationale with scientific evidence or logical argument that no more impacts are occurring and that further impact is unlikely. The rationale should justify why measures are not necessary.

Ecosystem stability

For introduced species that have been in place for long enough that the ecosystem has stabilised, but the new system is dramatically different from the original, SD3.1.2-4 are still relevant. The spread of the species to new areas is still a possibility, even if the ecosystem of the current area has stabilised.

End of Section SD Guidance

Section GSE: Principle 1 for stocks managed by Regional Fisheries Management Organisations

GSE1 General requirements for section SE

GSE1.1.1 ▲

Section SE applies to stocks managed by the following RFMOs¹¹¹:

- CCAMLR: Commission for the Conservation of Antarctic Marine Living Resources.
- CCSBT: Commission for the Conservation of Southern Bluefin Tuna.
- GFCM: General Fisheries Commission for the Mediterranean.
- IATTC: Inter-American Tropical Tuna Commission.
- ICCAT: International Commission for the Conservation of Atlantic Tunas.
- IOTC: Indian Ocean Tuna Commission.
- IPHC: International Pacific Halibut Commission.
- NAFO: Northwest Atlantic Fisheries Organization.
- NEAFC: North-East Atlantic Fisheries Commission.
- NPFC: North Pacific Fisheries Commission.
- SEAFO: South East Atlantic Fisheries Organization.
- SIOFA: South Indian Ocean Fisheries Agreement.
- SPRFMO: South Pacific Regional Fisheries Management Organization.
- WCPFC: Western and Central Pacific Fisheries Commission.

The list of RFMOs above has been modified from Løbach et al. (2020)¹¹² and represents the relevant RFMOs recognised by the FAO at the time Section SE was developed (i.e. 2022). RFMOs that manage salmon stocks are not included in this list because salmon fisheries are scored within Section SC.

The assessment team can use Section SE on a voluntary basis to score UoAs that include P1 stocks not managed by the above RFMOs. Applying Section SE voluntarily would be particularly relevant to:

- Multi-jurisdictional or shared stocks, or
- Stocks managed by RFMOs that become established after the release of these requirements.

GSE1.1.2.2 ▲

The MSC's intent is that whilst the decision would apply to UoAs and UoCs, only UoCs are responsible for deciding if to apply Section SE.

¹¹¹ Løbach, T., Petersson, M., Haberkon, E. and Mannini, P. (2020) Regional fisheries management organizations and advisory bodies. Activities and developments, 2000–2017. FAO Fisheries and Aquaculture Technical Paper No. 651. FAO. <https://doi.org/10.4060/ca7843en>

¹¹² Løbach, T., Petersson, M., Haberkon, E. and Mannini, P. (2020) Regional fisheries management organizations and advisory bodies. Activities and developments, 2000–2017. FAO Fisheries and Aquaculture Technical Paper No. 651. FAO. <https://doi.org/10.4060/ca7843en>

GSE1.1.3 ▲

If the target stock(s) is not managed by an RFMO but undertakes the scoring of Section SE voluntarily (SE1.1.2), evidence should come from the management agency responsible for the target stock. Evidence that the RFMO/management agency is committed to the development and adoption of a harvest strategy that includes an MP tested within an MSE framework, is a key piece of information to demonstrate the milestones within Section SE are achievable.

GSE2

GSE2.1.1 Harvest Strategy PI 1.2.1 ▲

As used in PI 1.2.1 scoring issue (b) (Table SA4) at the 100 level, “evaluated” means quantitative management strategy evaluation as appropriate to the fishery.

For evaluating scoring issue (b) at the harvest-strategy level, the team should consider the full interactions between different components of the harvest strategy, including:

- The HCRs.
- Use of information.
- Assessment of stock status.

GSE2.2 HCRs and tools PI (PI 1.2.2) ▲

For LTL species, the TRPs and LRP need to take into account the ecological role of the stock for the fishery to score 60 or above under PI 1.1.1A. The harvest strategy, HCRs, information requirements, and assessment need to be consistent with this distinction. When PI 1.1.1A is scored, references to PI 1.1.1 in the guidance below should be interpreted as PI 1.1.1A and the objectives required therein.

There may be conceptual differences in the reference points when scoring PI 1.1.1 and PI 1.2.2. This is because fisheries may use different reference points for measuring stock status and as triggers in the HCRs¹¹³. For example, a fishery that uses an explicit B_{MSY} reference point as a target for the fishery biomass may have TRPs for adjusting F at values of biomass either at B_{MSY} , or above or below B_{MSY} . The focus in this PI is thus on the reference points used in a fishery to trigger changes in management actions, and how they work in combination to achieve the outcomes required in PI 1.1.1.

Scoring issue (a) – HCR design and application ▲

The team should consider the basis for plausibility and practicality of design in relation to the scale and intensity of the fishery; for example, using:

- Empirical information.
- Relevant science.
- Model-based approaches, such as management procedures and management strategy evaluation.

The team should score HCRs against their ability to deliver the levels expressed in scoring issue (a).

¹¹³ Dowling, N.A., Dichmont, C.M., Haddon, M., Smith, D.C., Smith, A.D.M., Sainsbury, K. (2015) Guidelines for developing harvest strategies for data-poor species and fisheries. Fisheries Research 171 pp 130-140.
Dowling, N.A., Haddon, M., Smith, D.C., Dichmont, C.M., and Smith, A.D.M. Harvest Strategies for Data-Poor Fisheries: A Brief Review of the Literature. CSIRO.

- At **SG60**, HCRs should be “likely” to ensure that stocks will be maintained above the PRI.
- At **SG80**, HCRs should also ensure that the stock is “likely” to fluctuate around a B_{MSY} level. Testing may show that this is achieved by the inclusion of a B_{MSY} consistent reference point as a trigger in the HCRs, such as an inflection in a “hockey stick” form, at a point that would deliver B_{MSY} in the long term.
- At **SG100**, greater certainty is required. The team should regard fisheries with HCRs that target stock levels above B_{MSY} , for example B_{MEY} , as at least meeting the 80 level. Projections in the fishery may show that the HCR would “likely” achieve the higher SG100 score by fluctuating more above than around B_{MSY} .

HCRs will usually include some form of dynamic rule, requiring that a change of some sort will be made in response to a fishery indicator moving above or below one of the TRPs. In lightly exploited fisheries, it may be that some reference points are set to trigger changes in data collection or assessment approaches, as certain thresholds are reached¹¹⁴.

HCRs are often applied on a frequent basis, such as with the annual setting of TAC or effort restrictions.

- Such HCRs respond dynamically to the monitoring data from the fishery with regular adjustments to input/output type management measures.
- In data-poor fisheries that are managed without such input/output controls, management may comprise only technical measures such as size limits, gear restrictions, closed seasons, and closed areas.
 - In these cases, the specific terms of the technical measures are usually set and fixed for a relatively long period of time (several years), based on occasional strategic stock assessments that are shown to deliver defined TRPs or LRPs.
 - The team may regard such an arrangement as equivalent to a dynamic HCR operating over a longer time scale in cases where some indicators are monitored to confirm that the HCRs are delivering the intended targets for the stock.
- For “highly productive” species, the design of the HCR should consider life history, as this can affect performance of the control rule¹¹⁵. Given the propensity for changes in productivity with these species, adaptive and responsive control rules are key to assist with detecting and responding to changes in biomass¹¹⁶.

At SG80 in scoring issue (a), the team should expect “well-defined” HCRs to explicitly include the conditions under which the technical measures in the fishery would be expected to be revised in the future.

Example

Relatively sedentary bivalves often have fishery management trigger points based on population densities collected through systematic surveys, where these index densities are established based on the species population dynamics and the inherent productivity of the habitat and environmental conditions.

¹¹⁴ Dowling, N.A., Dichmont, C.M., Haddon, M., Smith, D.C., Smith, A.D.M., Sainsbury, K. (2015) Guidelines for developing harvest strategies for data-poor species and fisheries. Fisheries Research 171 pp 130-140

¹¹⁵ Siple, M., Essington, T., & Plagányi, E. (2018). Forage fish fisheries management requires a tailored approach to balance trade-offs. Fish and Fisheries. 20.

¹¹⁶ Pikitch, E., Boersma, P.D., Boyd, I.L., Conover, D.O., Cury, P., Essington, T., Heppell, S.S., Houde, E.D., Mangel, M., Pauly, D., Plagányi, E., Sainsbury, K., and Steneck, R.S. (2012). Little Fish, Big Impact: Managing a Crucial Link in Ocean Food Webs. Lenfest Ocean Program. Washington, DC. 108 pp..

There may be no formal stock assessment, but yield is calculated on a proportion of the observed biomass, and the harvested fraction determined on empirical evidence from historical catches and their consequences.

The team should note that, while such arrangements can work, HCRs based on taking a constant percentage of the year's estimated biomass should not be regarded as meeting the requirement of avoiding the PRI unless some lower threshold is defined.

The CAB should not always interpret the requirement that an HCR reduces exploitation rates as the LRP is approached as requiring the control rule to deliver an exploitation rate that is a monotonically decreasing function of stock size:

- Any exploitation rate function may be acceptable if it acts to keep the stock above an LRP that avoids possible recruitment failure and attempts to maintain the stock at a TRP that is consistent with B_{MSY} or a similar “highly productive” level.
- This outcome includes the requirement that the HCR should act to cause stocks to rebuild to the TRP when they are below it. Maintenance of a stock at a level just above the LRP would not be acceptable.
- A reduction of exploitation rate may not always mean that the control rule requires a reduction in “total” exploitation rate, but instead could involve reducing exploitation rate on parts of the stock; for example, by age or sex.
- The team should assume that reductions in exploitation rate refer primarily to reductions in catches and effort, and not to gear modifications unless these have the effect of reducing catches/effort.

As noted in the guidance on PI 1.1.1, HCRs may include both explicit and implicit reference points.

Example

If a management strategy is based solely around a TRP, the HCR, when combined with TRP, should ensure that the stock remains well above the PRI. This should ensure that the exploitation rate is reduced as this point is approached. This is an implied LRP.

Equally, a management strategy based solely around an LRP should imply that there is a TRP close to or at B_{MSY} , or some other measure or surrogate that maintains the stock at high productivity, and at a level that is well above the LRP.

“Generally understood” HCRs at SG60 vs “well-defined” HCRs at SG80

For “generally understood” and in-place HCRs, there should be at least some implicit agreement supported by past management actions that demonstrates that “generally understood” rules exist. There should be the expectation that management will continue to follow such “generally understood” rules in future and act when changes in explicit or implicit reference points are identified.

When determining whether a “generally understood” HCR is in place in the fishery under assessment, the team needs to determine whether the fishery will in future take appropriate management action in line with what they perceive as the “generally understood” rule. The team should consider evidence of positive action being taken in the past as evidence that there is a “generally understood” rule in place. The team should provide clear reference to documents or other evidence that actions were taken on specific dates.

The team should provide evidence and examples of the positive actions taken in response to “generally understood” HCRs for the target stock, in the case that “generally understood” HCRs are “in place” or for other stocks in the case that they are “available”.

The team should apply a precautionary approach to scoring when there is uncertainty over whether an HCR meets the requirements of “generally understood” and whether there is sufficient evidence to support this. Note, the full definition for HCRs in the MSC-MSCI Vocabulary should only apply at the SG80 level, given the term ‘well-defined’ is used in this definition.

The team should not consider the following as evidence that an HCR is in place:

- A poorly defined commitment such as “we agree to implement an HCR sometime in the future”.
- General regulations, such as convention texts or references to the Fish Stocks Agreement.
- However, binding commitments such as those in national law may be used as evidence, if supported by evidence of management action.
 - Scientific recommendations on HCRs or reference points that have not yet been adopted by the actual management agency.

The team should not expect that “in place” arrangements require formal indefinite binding agreement. For example, CMMs approved by RFMO Commissions are regarded as “active” resolutions and may thus be accepted as in place even though they may be overturned in the future.

Scoring issue (b) – scoring uncertainty in the HCRs ▲

The SGs reflect the degree of confidence there is in the HCR performance in relation to risks caused by known and unknown factors.

Known factors include:

- Observation and process errors that are often accounted for in stock assessments.

Unknown factors include:

- Unpredictable effects from climate.
- Environmental or anthropogenic non-fishery related factors, which could, for example, lead to periods of low recruitment or growth.
- High natural mortality.
- Migration.

These and other changes to the population dynamics may not have been fully accounted for in the stock assessment or projections. Another important reason for limited confidence in an HCR is that it has not been fully agreed by stakeholders, and it is uncertain whether the fishing community will comply with the HCR. This last issue is important to ensure HCRs are not only theoretical rules on paper but are applied in practice.

The team can use testing to support the requirement that the control rules and/or management actions are designed to take into account uncertainty. Testing can include:

- The use of experience from analogous fisheries.
- Empirical testing; for example, practical experience of performance or evidence of past performance.
- Simulation testing; for instance, using computer-intensive modelling such as management strategy evaluation.

It may generally be the case that limit reference points are set at the point that reproductive capacity starts to be appreciably impaired, for some fisheries, especially those for small pelagic species and annual species where the stock recruit relationship is very steep. However, management may choose to set a limit reference point above this level. Maintaining a buffer can allow for adaptability to changes in production¹¹⁷. Where this results in more precautionary management, it may assist the fishery in meeting SG80 or SG100 for scoring issue (b).

¹¹⁷ Pikitch, E., Boersma, P.D., Boyd, I.L., Conover, D.O., Cury, P., Essington, T., Heppell, S.S., Houde, E.D., Mangel, M., Pauly, D., Plagányi, É., Sainsbury, K., and Steneck, R.S. (2012). Little Fish, Big Impact: Managing a Crucial Link in Ocean Food Webs. Lenfest Ocean Program. Washington, DC. 108 pp.

HCRs in small-scale fisheries may still achieve high scores if uncertainties are well considered. The team may thus score simple HCRs linked to reliable indices of stock status highly on this issue without management strategy evaluations.

PI 1.2.2 scoring issue (c) – Evaluating the effectiveness of HCRs ▲

For Section SE, scoring can consider the overall history of effectiveness of the tools used in the fishery prior to the implementation of the harvest strategy that was “designed”. At SG80, the team should also assess the effectiveness of the implemented HCR within the “designed” harvest strategy (see SE3), in terms of:

- The likelihood of achieving the desired exploitation rates and biomass levels.
- The current status.

If under scoring issue (a) the “available” language is used, effectiveness should be assessed in terms of the HCR applied to the other U

oA. If $F < F_{MSY}$ is demonstrated in the other fishery, this is not sufficient evidence on its own that HCRs and tools are effective in that other fishery. Additional explanation is needed of how $F < F_{MSY}$ has been achieved.

In this scoring issue, the team is required review the ability of the tools associated with the HCRs to achieve the exploitation levels. Such tools include:

- Management measures like TACs and fishing limits.
- Arrangements for sharing TACs between participants in the fishery, including between states in shared stock fisheries.

For this examination, the team may consider the overall history of effectiveness of the tools used in the fishery, in terms of their ability to achieve the desired exploitation rates and biomass levels, and the current status.

SE2.2.7 requires that the team examine the current exploitation levels in the fishery, as part of the evidence that the HCRs are working; for example, through evidence that current F is equal to or less than F_{MSY} . The team may also accept current F levels greater than F_{MSY} in cases where:

- Stock biomass is currently higher than B_{MSY} , or
- Stock assessment information is comprehensive, and it is appropriate to treat F_{MSY} as a TRP (see Box GSA5).

However, the team should not use $F < F_{MSY}$ as the sole evidence for the existence of an effective HCR. F could, for example, be lower than F_{MSY} just because effort is currently low, even though there has been no management commitment or attempts to actually control effort at a level that would constrain F to F_{MSY} by the HCR. However, if F has been constrained at $F < F_{MSY}$ by the tools, the team could accept this as part of the evidence that the HCRs are being effective. Evidence for the effectiveness of an HCR should in fact require the consistent achievement of the target exploitation level, which may be well below F_{MSY} if stocks are currently below B_{MSY} . The team should take particular care when assessing the effectiveness of capacity limitation measures in fisheries, for example, in comparison to well-monitored effort controls and catch limits, in terms of their likely ability to meet management goals and target exploitation levels.

To avoid severe socio-economic impacts in a fishery, the team may also make allowance for the gradual adjustment of F down to appropriate levels in cases where the pace of change is limited. In these cases, projections of stock status should confirm that the expected future adjustments in F will still lead to fluctuations around MSY levels within a reasonable timescale.

If proxy indicators and reference points are used in the fishery instead of explicit estimates of F and F_{MSY} (as allowed in SA2.2.3), the team should assign higher scores where greater confidence is provided by the proxy information, similar to the scoring of PI 1.1.1. Where higher scores are justified by the use of 2 or more proxy indicators, they should be independent of each other and expected to be proxies of the quantity of interest, such as mean fish size in the case of exploitation rates. The team should present a rationale for how the proxies conform to these principles.

As with the case of using proxies for scoring stock biomass in PI 1.1.1, it may sometimes be argued that 1 good proxy is better than 2 or more weak proxies.

Examples: SG60, SG80, and SG100 levels

Examples of how the team may justify SG60, SG80, and SG100 in these situations:

- At least SG60 is justified if 1 proxy indicates that “overfishing” is not occurring.
- At least SG80 is justified if 1 or more proxies indicate that it is “likely” that “overfishing” is not occurring. In this case, the extra confidence may be due to the availability of a second proxy indicator, or when a minimum 70% probability level can be assigned to the single indicator used, as compared to the SG60 level where this probability level may not be demonstrated.
- SG100 is justified if 2 or more proxies indicate it is “highly likely” that “overfishing” is not occurring.

Scoring “available” HCRs at SG60 ▲

The team may provide a rationale under SE2.2.4.a that this could reasonably be “expected” for the target species in cases where HCRs are currently being “effectively” used by the same management agency on at least 1 other species of similar importance, at similar average catch levels and value.

Alternatively, the team may provide a rationale under SE2.2.4.b in cases where there is some sort of arrangement in place that clearly requires that management will put HCRs in place as and when the fishery reaches some pre-defined trigger level within the vicinity of B_{MSY} . Such arrangements:

- Would normally relate to lightly exploited fisheries that are still in the development stage.
- Should be explicit in requiring action at some defined point.

Although potentially driven by information and triggers, the arrangements are different to the actual HCRs as they relate to the development of the HCRs themselves, while the HCRs define how management measures will be adjusted in response to changes in fishery status.

Any commitment that will clearly deliver an HCR before the stock declines below B_{MSY} is sufficient. However, lack of evidence is not acceptable (for example, “there is no evidence that the stock will be below B_{MSY} at this point”). Positive evidence is required, otherwise the precautionary approach applies.

In cases where the stock has not yet been reduced and “available” HCRs are scored as meeting SG60, the condition assigned to this PI may allow longer than the normal 5-year time period for delivery. While there will be advantages in designing and putting into place a “well-defined” HCR during the certification period, it may also be acceptable to do this over a longer time period; for example, if other conditions are being delivered first. The scoring of “available” HCRs is made on the basis that the stock remains abundant and the criteria given in SE2.2.3 are still met. As soon as these criteria are no longer met, the fishery will need to have at least “generally understood” HCRs in place to meet SG60.

Similar to the situation with the rebuilding PI (see GSA2.3), the team should allow fisheries 1 year to put HCRs in place. The team should not fail the fishery immediately if SG60 is not met in this 1st year. If such fisheries fail to put in place either “generally understood” or “well defined” HCRs within 1 year, the CAB should score the fishery as not meeting the SG60 level.

“Available” HCRs must be at least “generally understood” in nature. If the HCRs are “well-defined” in the other stock, there would be more confidence that they are ‘available’ to the fishery in assessment.

CABs should note that the references to “other UoAs” in SE2.2.4.a and “other named UoAs” in SE2.2.6.a is not meant to imply that such UoAs are necessarily in assessment or certified as MSC fisheries. Although this may be the case, they may also just be other species or stocks that are also managed by the same management body and considered in the assessment.

If HCRs are only regarded as “available” in scoring issue (a), it is not possible to score more than 60 for issue (c) because the SG80 refers to the tools “in use” in the fishery in assessment, not the tools “in use or available”.

Assessing informal approaches to HCRs

Within Section SE, informal approaches to HCRs are only appropriate at SG60 for scoring issue (a) and (c).

Metapopulations

The team should address uncertainties relating to the metapopulation structure. The team should note the descriptions of different types of metapopulation in [GFCP G7.5](#).

GSE3

GSE3.1.1 Setting conditions ▲

The condition-setting requirements in Section SE are specific to setting conditions for PI 1.2.1 and PI 1.2.2 when Section SE is applied and therefore may differ from the condition setting requirements in the [FCP](#). Differences between Section SE and the [FCP](#) are intentional. The intent of SE 3.1.1 and SE3.1.1.1 is to ensure the CAB follows the condition-setting requirements under Section SE rather than the condition-setting requirements in the [FCP](#).

GSE3.2.3.2.d Maintaining phase 1 outcomes ▲

The preferred harvest strategy that is scored at the completion of the first phase does not necessarily need to be the same one that is adopted at the completion of the second phase. However, if they do change, the final adopted harvest strategy still needs to meet the required scoring criteria.

GSE3.2.4 Milestones ▲

Within the first milestone of the first phase, the management objectives should:

- Outline what the harvest strategy is aiming to achieve.
- Reflect the achievement of SG80 in PI 1.1.1.

The performance indicators should reflect these management objectives and include the desired level of risk and timelines for meeting those performance indicators. Ultimately, the performance indicators, trade-offs, and reference points etc. are determined by the stakeholders involved in the management strategy evaluation process.

The data needs within the first phase should outline:

- The type of data required.
- The assessment model that is to be used to inform the management procedure.

In this phase, a pre-agreed cut-off date should be considered for the data that will be used to inform the management strategy evaluation process, including the operating models and the candidate(s) and adopted management procedure.

The completion of the first phase involves the identification of a preferred harvest strategy adhering to a management procedure approach. The evidence for this identification includes endorsement from the management agency or relevant body, such as a Commission.

With respect to developing and implementing a catch or effort resource-sharing agreement, this could exist in numerous forms. These include a pre-defined stock-wide reduction or individual fleet or country-based allocation schemes. The key objective is that the harvest strategy has a mechanism to reduce catches, when necessary.

GSE3.2.5 and 3.2.6 Milestone timeframes ▲

Where possible, the milestones for the phased condition pathway should be completed sequentially. The expectation is that the CAB should assess the milestones throughout each phase and not wait until the end of each phase to assess progress.

GSE3.3.2 & GSE3.3.4.1 Condition deadline and milestone timeframes ▲

The MSC's intent is that CABs use the results of the gap analysis to set a condition deadline and milestone timeframes that are commensurate with the time it would take to achieve the milestones, within the time appropriate for the target stock. It is not the MSC's intent that the maximum time is given as a default for the condition to be closed, regardless of the milestones that need to be achieved.

GSE3.5.1 Evaluating progress against the condition ▲

The requirements for evaluating progress against the condition in section SE are specific to the condition set for PI 1.2.1 and PI 1.2.2 when Section SE is applied. Therefore, the requirements may differ from the requirements for evaluating progress against conditions in the [FCP](#). Differences between Section SE and the [FCP](#) are intentional. The intent of SE3.1.1 and SE3.1.1.1 is to ensure the CAB follows the requirements for evaluating progress against the condition in Section SE rather than those in the [FCP](#).

GSE3.5.3 "Behind target" ▲

"Behind target" means actions, outcomes, or milestones have fallen behind the timeframes specified in a condition. Remedial action can include the CAB setting new milestones, provided these are still expected to achieve the condition within the timeframes identified at the time of setting the condition.

GSE3.5.3, GSE3.5.5, GSE3.5.6 & GSE3.6.2 Full assessment after suspension related to conditions ▲

The MSC's intent is that if a fishery has failed to achieve a condition by its deadline, the fishery client is not allowed to enter the same UoCs, or entities in the UoC(s), into (re)assessment under either the same or an alternative name or alias where the intention is to extend the duration of the condition into a new certification period.

GSE3.5.4 Back "on target" ▲

Back "on target" means meeting the original milestones within 12 months of falling behind.

GSE3.5.7 Reporting condition progress ▲

Such reports include the Surveillance Reports, Announcement Comment Draft Report, Client and Peer Review Draft Report, Public Comment Draft Report, Final Draft Report, and the Public Certification Report.

End of Section SE Guidance

End of Guidance to the Fisheries Standard